

Customer Part:

Description


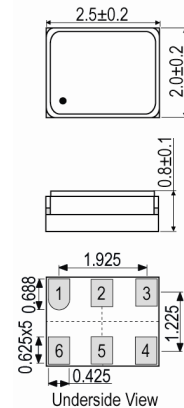
- The IQXT-260-16 employs an analogue ASIC for the oscillator and a high-order temperature compensation circuit in a 2.5 x 2.0mm size package.
- Model IQXT-260-16
- Model Issue number 1

Frequency Parameters

- Frequency 19.20MHz
- Frequency Tolerance $\pm 1.00\text{ppm}$
- Tolerance Condition @ 25°C $\pm 2^\circ\text{C}$
- Frequency Stability $\pm 0.50\text{ppm}$
- Operating Temperature Range -30.00 to 85.00°C
- Ageing $\pm 0.7\text{ppm}$ max over 1yr @ 25°C
- Frequency Stability: TA varied over operating temperature range, measurement referenced to frequency observed with $F_{ref} = (F_{max} + F_{min})/2$, $V_s = 2.85\text{V}$, $V_C = 1.4\text{V}$ and load = $10\text{k}\Omega // 10\text{pF}$.
- Frequency Slope (minimum of one frequency reading every 2°C and $V_C = 1.4\text{V}$):
-10°C to 60°C: 0.05ppm/°C max
- Frequency Drift (calculated from frequency slope with temperature varied at a maximum of 1.92°C/min (0.032°C/s) over -10°C to 60°C): 1.6ppb/sec max
- Frequency Slope (minimum of one frequency reading every 2°C and $V_C = 1.4\text{V}$):
-30°C to 85°C: 0.1ppm/°C max
- Frequency Drift (calculated from frequency slope with temperature varied at a maximum of 0.96°C/min (0.016°C/s) over -30°C to 85°C): 1.6ppb/sec max
- Note: Frequency Drift rate is calculated from the equation $\text{ppb/s} = ^\circ\text{C/s} \times \text{ppb}/^\circ\text{C}$.
- Small Thermal Cycle Frequency Slope (measured at 0.5°C intervals over any 5°C heating and 5°C cooling cycle, at a minimum rate of 1°C/minute within the operating temperature range): 50ppb/°C max
(Note: Discard the first 0.5°C interval of each heating and cooling cycle.)
- Small Thermal Cycle Hysteresis (difference in frequency measurements over any 5°C heating and 5°C cooling cycle, at a minimum rate of 1°C/minute within the operating temperature range): 50ppb pk-pk max
- Supply Voltage Variation ($\pm 5\%$ change @ 25°C): $\pm 0.1\text{ppm}$ max
- Load Variation ($\pm 10\%$ change @ 25°C): $\pm 0.2\text{ppm}$ max
- Reflow Variation (after two consecutive reflows as per profile shown and 1hr recovery @ 25°C): $\pm 1\text{ppm}$ max
- Note: Parts should be shielded from drafts causing unexpected thermal gradients. Temperature changes due to ambient air currents can lead to short term frequency drift.

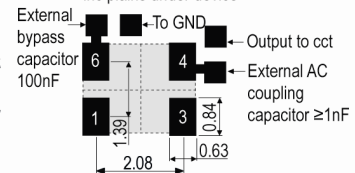
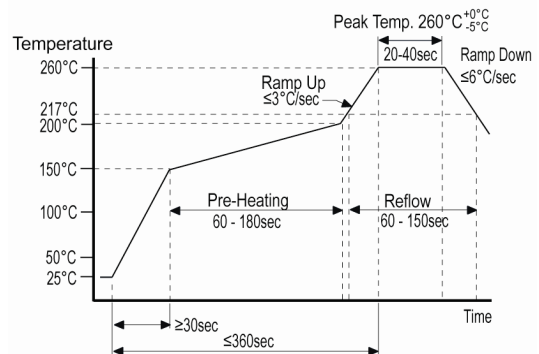
Electrical Parameters

- Supply Voltage 2.85V $\pm 0.15\text{V}$
- Current Draw 1.500mA
- Supply Current (@ TA=25°C, V_s max and load= $10\text{k}\Omega // 10\text{pF}$):
1.5mA max


Outline (mm)


- Pad Connections
1. Voltage Control
 2. NC / GND
 3. GND
 4. Output
 5. NC / GND
 6. +Vs

Solder Pad Layout
Note: recommend no tracks inc plains under device


Pb-Free Reflow

Sales Office Contact Details:

UK: +44 (0)1460 270200
Germany: 0800 1808 443

France: 0800 901 383
USA: +1.760.318.2824

Email: info@iqdfrequencyproducts.com
Web: www.iqdfrequencyproducts.com

Customer Part:

Frequency Adjustment

- Pulling $\pm 15.6\text{ppm}$ to $\pm 24.0\text{ppm}$
- Control Voltage $1.4\text{V} \pm 1.0\text{V}$
- Input Impedance $600\text{k}\Omega$
- Input Impedance: Measured between control voltage and GND pins.
- Linearity (deviation from a straight line curve fit): 20% max

Output Details

- Output Compatibility Clipped Sine
- Drive Capability $10\text{k}\Omega//10\text{pF} \pm 10\%$
- Output Voltage Level (@ $T_A=25^\circ\text{C}$, V_s min and load= $10\text{k}\Omega//10\text{pF}$): 1.15V pk-pk min
- Start Up Time (frequency within $\pm 0.5\text{ppm}$ of steady state frequency): 2ms max
- Output: DC coupled
- Note: AC-coupled output requires an external capacitor, $\geq 1\text{nF}$ recommended.

Noise Parameters

- Phase Noise @ 25°C (max):
 - 86dBc/Hz @ 10Hz
 - 110dBc/Hz @ 100Hz
 - 137dBc/Hz @ 1kHz
 - 143dBc/Hz @ 10kHz
 - 150dBc/Hz @ 100kHz
- Harmonics: -5dBc max

Environmental Parameters

- Storage Temperature Range: -40 to 85°C
- Shock: MIL-STD-202 M213: Half sine wave acceleration of 3000G peak amplitude, duration 0.3ms, velocity 12.3ft/s.
- Vibration: JESD22-B103-B: 10G peak acceleration for 20mins, 12 cycles in each of the 3 orientations, tested from 10-2000Hz.
- Moisture Resistance: MIL-STD-202 M106g: 1000hrs @ 85°C , 85% RH, biased.
- Thermal Cycling: JESD22 Method JA-104C: 1000 temperature cycles, where each cycle consists of a 25mins soak time @ -40°C followed by a 25mins soak time @ 85°C , with a 60secs maximum transition time between temperatures, air to air transition.
- Note: Frequency shift $\leq 1\text{ppm}$ after environmental conditions.

Manufacturing Details

- Maximum Process Temperature: 260°C (40secs max)

Compliance

- RoHS Status (2015/863/EU) Compliant
- REACH Status Compliant
- MSL Rating (JDEC-STD-033): Not Applicable

Packaging Details

- Pack Style: Cutt In tape, cut from a reel
Pack Size: 100
- *Alternative packing option available*

Sales Office Contact Details:

UK: +44 (0)1460 270200
Germany: 0800 1808 443

France: 0800 901 383
USA: +1.760.318.2824

Email: info@iqdfrequencyproducts.com
Web: www.iqdfrequencyproducts.com

X-ON Electronics

Largest Supplier of Electrical and Electronic Components

Click to view similar products for [TCVCXO Oscillators](#) category:

Click to view products by [IQD](#) manufacturer:

Other Similar products are found below :

[FOX923CH-19.20M](#) [SIT5000ACC8E-33VQ-19.200000X](#) [KT7050A10000KAW33TAD](#) [LFTVXO009900BULK](#) [LFTVXO076348CUTT](#)
[LFTVXO076344CUTT](#) [KT2016K27600ZAW18TCS](#) [LFTVXO076346CUTT](#) [LFTVXO076343CUTT](#) [LFTVXO072344CUTT](#)
[LFTVXO076349CUTT](#) [KT1612A26000ACW28TAN](#) [LFTVXO009907BULK](#) [AST3TQ53-V-10.000MHz-5-C](#) [AST3TQ53-V-20.000MHz-5-C](#)
[ASVTX-12-A-16.369MHZ-I15-T](#) [ASVTX-13-A-19.200MHZ-D15-T](#) [ASVTX-13-A-26.000MHZ-D15-T](#) [LFTVXO009917BULK](#)
[LFTVXO009919BULK](#) [LFTVXO009920BULK](#) [LFTVXO063787BULK](#) [LFTVXO070167Cutt](#) [LFTVXO070168Cutt](#) [LFTVXO070186Cutt](#)
[LFTVXO009915BULK](#) [TCD4029-26.0M](#) [THD3004-16.384M](#) [LFTVXO009900](#) [LFTVXO009901BULK](#) [ASVTX-09-19.440MHZ-T](#)
[FOX801BELF-100](#) [FOX801BELF-200](#) [LFTVXO009919](#) [LFTVXO009915](#) [LFTVXO009917](#) [LFTVXO009920](#) [LFTVXO063705](#)