

**Customer Part:**

**Description**

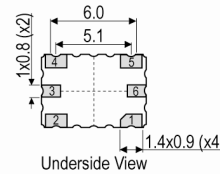
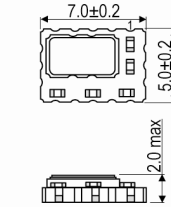
- The IQXT-316-8 uses ASIC technology and is designed to meet the short and medium term stability requirements of packet network synchronisation for Small Cells. The oscillator has low jitter to meet network interface requirements (e.g. 10GE) and low phase noise to meet radio interface requirements of LTE-A (TS 36.104) and WCDMA (TS 25.104) transceivers. The IQXT-316-8 is the ideal choice for Small Cell synchronisation requirements.
- Model IQXT-316-8
- Model Issue number 1

**Frequency Parameters**

- Frequency 38.40MHz
- Frequency Tolerance ±1.00ppm
- Tolerance Condition @ 25°C ±1°C & VC=1.4V
- Frequency Stability ±0.25ppm
- Operating Temperature Range -5.00 to 85.00°C
- In-service Short-term Frequency Stability:
  - 50 to 70°C : ±80ppb max
  - 15 to 85°C : ±100ppb max
  - 5 to 85°C : ±250ppb max
- Ageing:
  - ±20ppb max/24hrs
  - ±200ppb max/month
  - ±1ppm max/year
  - ±2ppm max over 3yrs
- Frequency Slope  $\Delta F/\Delta T$  (in still air, over operating temperature range): <50ppb/°C typ, 100ppb/°C max
- Temperature Rate of Change (maximum rate of change of temperature condition for guaranteed stability specifications): 1°C/min max
- Acceleration Sensitivity (gamma vector of all 3 axes from 30 to 1500Hz): Typically 2ppb/G max
- Supply Voltage Variation (±2% change @ 25°C ref to frequency @ nominal Vs): ±10ppb typ
- Load Variation (±2% change @ 25°C ref to frequency @ nominal load): ±10ppb typ
- Reflow Variation (after 1hr recovery @ 25°C): ±1ppm max
- Note: The characteristics of the component may be temporarily affected by the processes of assembly and soldering. The in-service short term frequency stability specification applies after 48hrs continuous operation and after the first excursion over the temperature range.

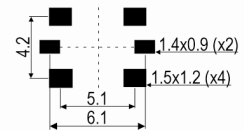
**Electrical Parameters**

- Supply Voltage 2.85V ±5%
- Current Draw 4.500mA
- Absolute Maximum Ratings:
  - Supply Voltage (Vs): -0.5V to 7V
  - Control Voltage (VC): -0.5V to 9V
  - All other inputs: -0.5V to Vs+0.5V
  - Power Dissipation: 100mW max
  - Junction Temperature: 150°C max
  - Note: Operating beyond these limits may result in change or permanent damage to the oscillator.

**Outline (mm)**

**Pad Connections**

1. Voltage Control
2. GND
3. Temp Sensor Output (Vtemp)
4. Output
5. +Vs
6. Enable/Disable

Note: the area between the pads is a keep-out area, no tracks or ground plane allowed in any layer.

**Solder Pad Layout**

**Sales Office Contact Details:**

UK: +44 (0)1460 270200  
Germany: 0800 1808 443

France: 0800 901 383  
USA: +1.760.318.2824

Email: [info@iqdfrequencyproducts.com](mailto:info@iqdfrequencyproducts.com)  
Web: [www.iqdfrequencyproducts.com](http://www.iqdfrequencyproducts.com)

## Customer Part:

## Frequency Adjustment

- Pulling  $\pm 4.5\text{ppm min to } \pm 10\text{ppm max}$
- Control Voltage  $1.4\text{V } \pm 1.0\text{V}$
- Input Impedance  $100\text{k}\Omega \text{ min}$
- Linearity: 1% max
- Frequency Tuning Slope:  $+6\text{ppm/V typ}$
- Modulation Bandwidth: 1Hz min
- Note: Pulling referenced to frequency @  $V_C=1.4\text{V}$ .

## Output Details

- Output Compatibility Clipped Sine
- Drive Capability  $10\text{k}\Omega/10\text{pF}$
- Output Voltage Level: 0.8V pk-pk min, 1.1V pk-pk typ
- Start Up Time (amplitude within 90% of specified output level): 15ms max
- Temperature Sensor Output (Vtemp on pad 3)  
Vtemp (@  $25^\circ\text{C}$ ): 1.76V typ  
Slope Option:  $-2.1\text{mV}/^\circ\text{C typ}$   
Resistive Load:  $100\text{k}\Omega \text{ min}$   
Capacitive Load: 30pF max  
Output Impedance (@  $25^\circ\text{C}$ ):  $1\text{k}\Omega \text{ typ}$   
Sensor Linearity: 1.5% typ

## Output Control

- Tri-State Mode:  
Logic '0' (20%Vs max) to pad 6 disables the oscillator output, the output goes to a high impedance state.  
Logic '1' (60%Vs min) or no connection to pad 6 enables the oscillator output.  
Note: The tri-state control (enable) input pad has an internal  $100\text{k}\Omega$  pull up resistor which allows it to be left unconnected if not used. When in tri-state mode, the output stage is disabled, but the oscillator and compensation circuit are still active (Current Consumption: 2mA typ).
- Output Enable Time: 100 $\mu\text{s}$  max

## Noise Parameters

- Phase Noise (typ @  $25^\circ\text{C}$ ):
  - 60dBc/Hz @ 1Hz
  - 90dBc/Hz @ 10Hz
  - 125dBc/Hz @ 100Hz
  - 145dBc/Hz @ 1kHz
  - 153dBc/Hz @ 10kHz
  - 154dBc/Hz @ 100kHz
  - 156dBc/Hz @ 1MHz
- Phase Jitter (12kHz-5MHz): 210fs RMS typ

## Sales Office Contact Details:

UK: +44 (0)1460 270200  
Germany: 0800 1808 443

France: 0800 901 383  
USA: +1.760.318.2824

Email: [info@iqdfrequencyproducts.com](mailto:info@iqdfrequencyproducts.com)  
Web: [www.iqdfrequencyproducts.com](http://www.iqdfrequencyproducts.com)

## Customer Part:

## Environmental Parameters

- Low Temperature Storage: IEC 60068-2-01, Test Ab: 1000hrs @ -55°C.
- High Temperature Storage: IEC 60068-2-02, Test Bb: 1000hrs @ 150°C.
- Mechanical Shock: JESD22-B104: 1500G, 0.5ms duration, 5 pulses in each of 6 directions.
- Vibration: JESD22-B103: 20G peak acceleration for 4hrs in each of the 3 orientations, tested from 60-2000Hz, 12hrs total.
- High Temperature Operating Life (HTOL): JESD22-A108: 1008hrs @ 125°C.
- Thermal Cycling: JESD22-A104: 500 temperature cycles, -55 to 125°C.
- Solderability: JESD22-B102, Method 1, Condition E: 245°C for 5secs. (preconditioning: 150°C, 16hrs).
- Resistance to Soldering Heat: IPC/JEDEC J-STD-020: 3 reflow cycles (peak temperature 260°C).
- Humidity: JESD22-A101: After 1008hrs @ 85°C ±2°C, 85% RH non-condensing (preconditioning: 3 reflow cycles @ peak temperature 260°C).
- Ageing: MIL-PRF-55310: 1008hrs @ 85°C (preconditioning: 3 reflow cycles @ peak temperature 260°C).

## Manufacturing Details

- Maximum Process Temperature: 260°C (30secs max)
- RoHS Terminations
- RoHS Reflow Temp                      260°C max for 30secs max

## Compliance

- RoHS Status (2015/863/EU)            Compliant
- REACH Status                              Compliant
- MSL Rating (JDEC-STD-033):            1

## Packaging Details

- Pack Style: Reel            Tape & reel in accordance with EIA-481-D  
Pack Size: 500
- *Alternative packing option available*

## Sales Office Contact Details:

UK: +44 (0)1460 270200  
Germany: 0800 1808 443

France: 0800 901 383  
USA: +1.760.318.2824

Email: [info@iqdfrequencyproducts.com](mailto:info@iqdfrequencyproducts.com)  
Web: [www.iqdfrequencyproducts.com](http://www.iqdfrequencyproducts.com)

## X-ON Electronics

Largest Supplier of Electrical and Electronic Components

*Click to view similar products for [TCVCXO Oscillators](#) category:*

*Click to view products by [IQD](#) manufacturer:*

Other Similar products are found below :

[FOX923CH-19.20M](#) [SIT5000ACC8E-33VQ-19.200000X](#) [KT7050A10000KAW33TAD](#) [LFTVXO009900BULK](#) [LFTVXO076348CUTT](#)  
[LFTVXO076344CUTT](#) [KT2016K27600ZAW18TCS](#) [LFTVXO076346CUTT](#) [LFTVXO076343CUTT](#) [LFTVXO072344CUTT](#)  
[LFTVXO076349CUTT](#) [KT1612A26000ACW28TAN](#) [LFTVXO009907BULK](#) [AST3TQ53-V-10.000MHz-5-C](#) [AST3TQ53-V-20.000MHz-5-C](#)  
[ASVTX-12-A-16.369MHZ-I15-T](#) [ASVTX-13-A-19.200MHZ-D15-T](#) [ASVTX-13-A-26.000MHZ-D15-T](#) [LFTVXO009917BULK](#)  
[LFTVXO009919BULK](#) [LFTVXO009920BULK](#) [LFTVXO063787BULK](#) [LFTVXO070167Cutt](#) [LFTVXO070168Cutt](#) [LFTVXO070186Cutt](#)  
[LFTVXO009915BULK](#) [TCD4029-26.0M](#) [THD3004-16.384M](#) [LFTVXO009900](#) [LFTVXO009901BULK](#) [ASVTX-09-19.440MHZ-T](#)  
[FOX801BELF-100](#) [FOX801BELF-200](#) [LFTVXO009919](#) [LFTVXO009915](#) [LFTVXO009917](#) [LFTVXO009920](#) [LFTVXO063705](#)