

IL1, IL2, IL5, IL74
 ILD1, ILD2, ILD5, ILD74
 ILQ1, ILQ2, ILQ5, ILQ74



ISOCOM
 COMPONENTS

**HIGH DENSITY
 PHOTOTRANSISTOR OPTICALLY
 COUPLED ISOLATORS**



APPROVALS

- UL recognised, File No. E91231
 IL* Package Code " GG "
 ILD*/ILQ* Package Code " FF "

'X' SPECIFICATION APPROVALS

Add 'X' after part number

- VDE 0884 in 3 available lead form : -
 - STD
 - G form
 - SMD approved to CECC 00802

DESCRIPTION

The IL*, ILD*, ILQ* series of optically coupled isolators consist of infrared light emitting diodes and NPN silicon photo transistors in space efficient dual in line plastic packages.

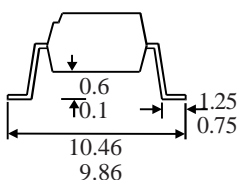
FEATURES

- Options :-
 10mm lead spread - add G after part no.
 Surface mount - add SM after part no.
 Tape&reel - add SMT&R after part no.
- Three package types
- High Current Transfer Ratio (50% min)
- High Isolation Voltage (5.3kV_{RMS}, 7.5kV_{PK})
- High BV_{CEO} (70V min)
- IL2, ILD2, ILQ2, IL5, ILD5, ILQ5

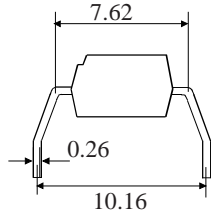
APPLICATIONS

- Computer terminals
- Industrial systems controllers
- Measuring instruments
- Signal transmission between systems of different potentials and impedances

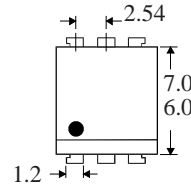
**OPTION SM
 SURFACE MOUNT**



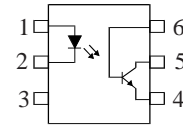
**OPTION G
 10MM LEAD SPREAD**



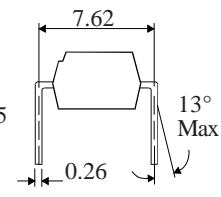
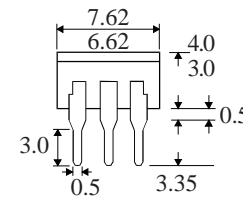
**IL1
 IL2
 IL5
 IL74**



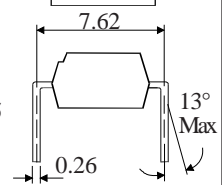
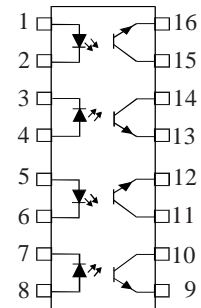
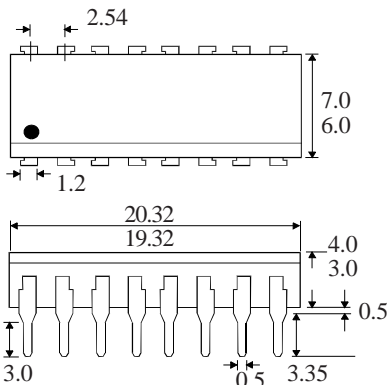
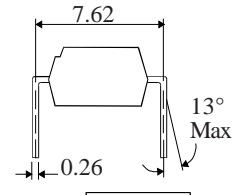
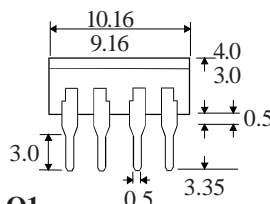

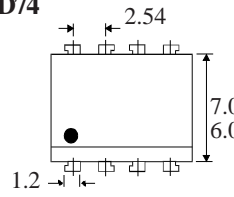
Dimensions in mm



**ILD1
 ILD2
 ILD5
 ILD74**



**ILQ1
 ILQ2
 ILQ5
 ILQ74**



ISOCOM COMPONENTS 2004 LTD

Unit 25B, Park View Road West,
 Park View Industrial Estate, Brenda Road
 Hartlepool, Cleveland, TS25 1UD
 Tel: (01429) 863609 Fax: (01429) 863581

ABSOLUTE MAXIMUM RATINGS
(25°C unless otherwise specified)

Storage Temperature _____ -40°C to +125°C
 Operating Temperature _____ -25°C to +100°C
 Lead Soldering Temperature
 (1/16 inch (1.6mm) from case for 10 secs) 260°C

INPUT DIODE

Forward Current _____ 50mA
 Reverse Voltage _____ 6V
 Power Dissipation _____ 70mW

OUTPUT TRANSISTOR

Collector-emitter Voltage BV_{CEO}
 IL2,ILD2,ILQ2,IL5,ILD5,ILQ5 _____ 70V
 IL1,ILD1,ILQ1,IL74,ILD74,ILQ74 _____ 50V
 Emitter-collector Voltage BV_{ECO} _____ 6V
 Collector Current _____ 50mA
 Power Dissipation _____ 150mW

POWER DISSIPATION

Total Power Dissipation _____ 170mW
 (derate linearly 2.67mW/°C above 25°C)

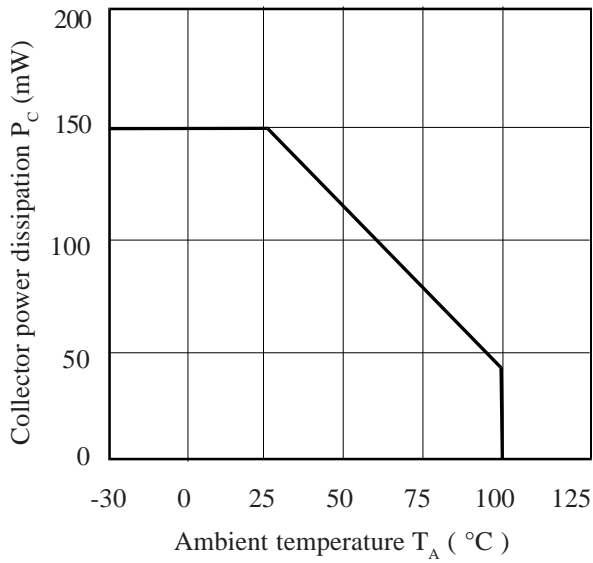
ELECTRICAL CHARACTERISTICS ($T_A = 25^\circ\text{C}$ Unless otherwise noted)

PARAMETER		MIN	TYP	MAX	UNITS	TEST CONDITION
Input	Forward Voltage (V_F) Reverse Current (I_R)		1.2	1.65 10	V μA	$I_F = 50\text{mA}$ $V_R = 4\text{V}$
Output	Collector-emitter Breakdown (BV_{CEO}) IL2,ILD2,ILQ2,IL5,ILD5,ILQ5 IL1,ILD1,ILQ1,IL74,ILD74,ILQ74 Emitter-collector Breakdown (BV_{ECO}) Collector-emitter Dark Current (I_{CEO})	70 50 6			V V V nA	$I_C = 1\text{mA}$, (Note 2) $I_C = 1\text{mA}$, (Note 2) $I_E = 100\mu\text{A}$ $V_{CE} = 10\text{V}$
Coupled	Current Transfer Ratio (CTR) (Note 2) IL1,ILD1,ILQ1 IL2,ILD2,ILQ2 IL5,ILD5,ILQ5 IL74,ILD74,ILQ74 Saturated Current Transfer Ratio IL1,ILD1,ILQ1 IL2,ILD2,ILQ2 IL5,ILD5,ILQ5 IL74,ILD74,ILQ74 Collector-emitter Saturation Voltage, $V_{CE(SAT)}$ Input to Output Isolation Voltage V_{ISO} Input to Output Isolation Voltage V_{ISO} Input-output Isolation Resistance R_{ISO} Output Rise Time t_r Output Fall Time t_f	20 100 50 12.5 12.5 5300 7500 5×10^{10}	 75 170 100 2	300 500 400 0.4	% % % % % % % % V V_{RMS} V_{PK} Ω μs μs	$10\text{mA } I_F, 10\text{V } V_{CE}$ $10\text{mA } I_F, 10\text{V } V_{CE}$ $10\text{mA } I_F, 10\text{V } V_{CE}$ $16\text{mA } I_F, 5\text{V } V_{CE}$ $10\text{mA } I_F, 0.4\text{V } V_{CE}$ $10\text{mA } I_F, 0.4\text{V } V_{CE}$ $10\text{mA } I_F, 0.4\text{V } V_{CE}$ $16\text{mA } I_F, 0.5\text{V } V_{CE}$ $16\text{mA } I_F, 2\text{mA } I_C$ See note 1 See note 1 $V_{IO} = 500\text{V}$ (note 1) $I_F = 10\text{mA}$ $V_{CC} = 5\text{V}, R_L = 75\Omega$

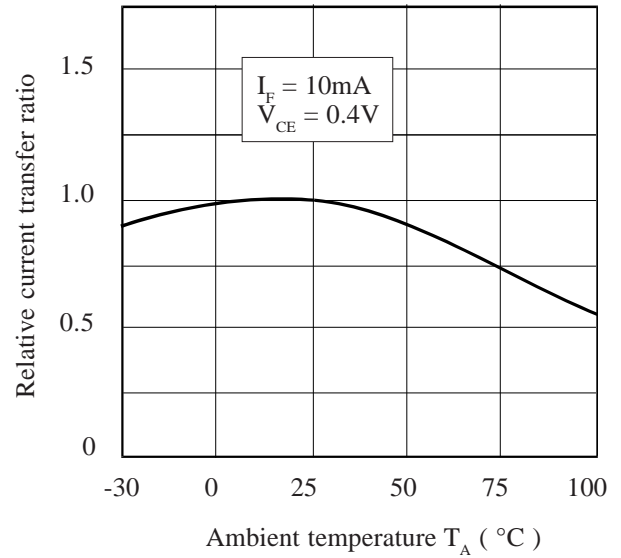
Note 1 Measured with input leads shorted together and output leads shorted together.

Note 2 Special Selections are available on request. Please consult the factory.

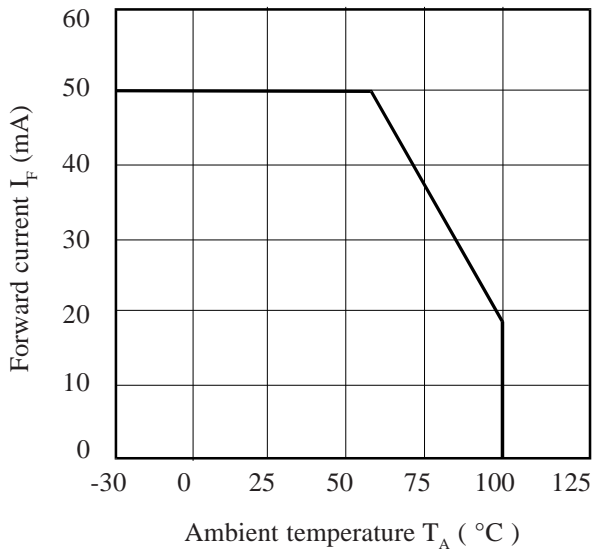
Collector Power Dissipation vs. Ambient Temperature



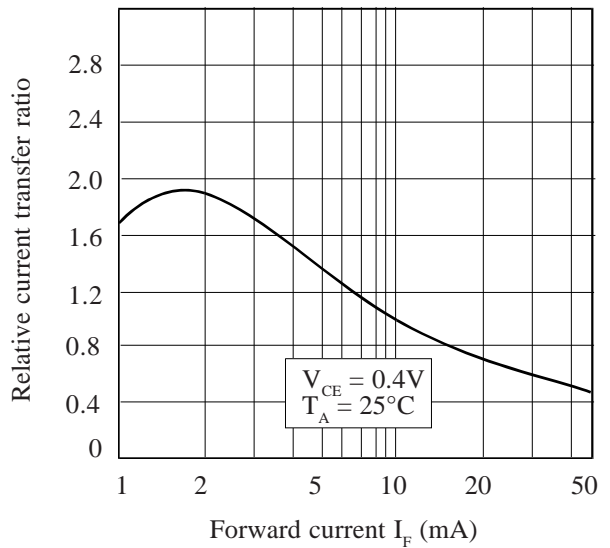
Relative Current Transfer Ratio vs. Ambient Temperature



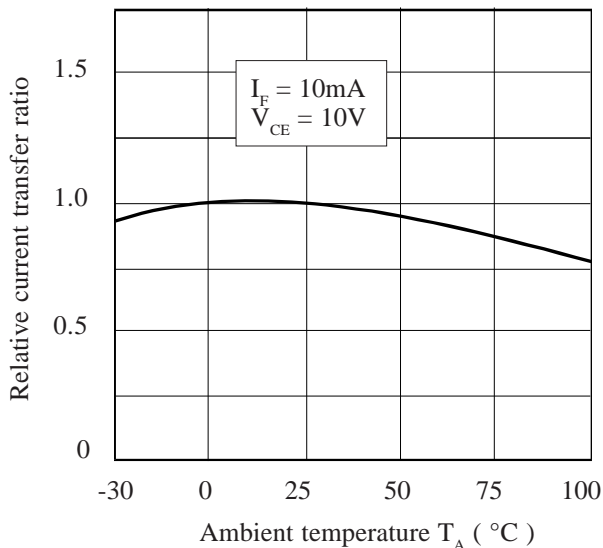
Forward Current vs. Ambient Temperature



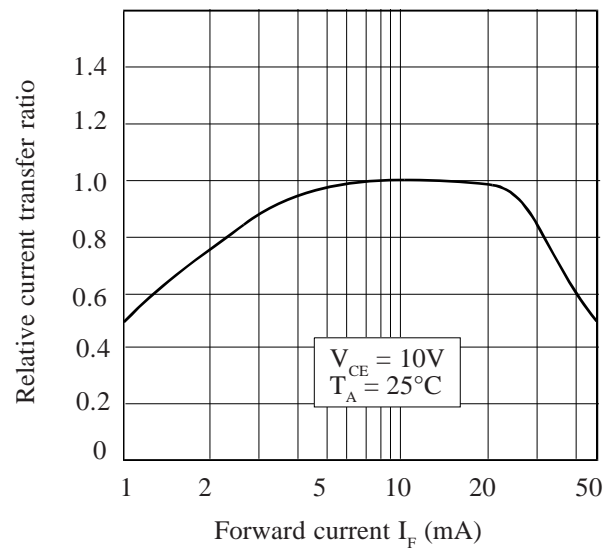
Relative Current Transfer Ratio vs. Forward Current



Relative Current Transfer Ratio vs. Ambient Temperature



Relative Current Transfer Ratio vs. Forward Current



X-ON Electronics

Largest Supplier of Electrical and Electronic Components

Click to view similar products for [Transistor Output Optocouplers](#) category:

Click to view products by [Isocom](#) manufacturer:

Other Similar products are found below :

[LTV-814S-TA](#) [LTV-852S](#) [66095-001](#) [PS2561-1-A](#) [PS2561A-1-W-A](#) [PS2561L1-1-A](#) [PS2561L-1-V-A](#) [PS2706-1-A](#) [PS2815-1-A](#) [MRF658](#)
[ILD2-X006](#) [ILQ615-3X016](#) [LDA102S](#) [SFH615A-4XSM TR](#) [PS2561DL-1Y-F3-A](#) [PS2561L1-1-L-A](#) [PS2562-1-V-A](#) [PS2565L-1-A](#)
[PS2581L2-A](#) [PS2701A-1-F3-P-A](#) [PS2711-1-A](#) [PS2801-1-F3-P-A](#) [PS2833-4-A](#) [PS2841-4A-AX](#) [LTV-702FS](#) [LTV-702V](#) [LTV-702VB](#) [LTV-](#)
[816S-TA](#) [LTV-825S](#) [TCET2100](#) [TLP290-4\(E\(T](#) [IL215AT](#) [WPPC-A11066AA](#) [WPPC-A11066AD](#) [WPPC-A11084ASS](#) [WPPC-A21068AA](#)
[WPPC-D11066AA](#) [WPPC-D21068ED](#) [WPPC-D410616EA](#) [WPPC-D410616ED](#) [X4IAC24A](#) [4N26-X001](#) [EL1010\(TA\)-VG](#) [SFH600-2X007](#)
[TCMT1118](#) [VO206AT](#) [WPPC-D21068EA](#) [WPPC-D11064AD](#) [WPPC-A410616AD](#) [WPPC-A21068AD](#)