

PS2502-1X, PS2502-2X, PS2502-4X
 PS2502-1, PS2502-2, PS2502-4



**HIGH DENSITY MOUNTING
 PHOTODARLINGTON OPTICALLY
 COUPLED ISOLATORS**

APPROVALS

- UL recognised, File No. E91231
- 'X' SPECIFICATION APPROVALS**
 - VDE 0884 in 3 available lead form :-
 - STD
 - G form
 - SMD approved to CECC 00802
 - Certified to EN60950 by the following Test Bodies :-
 - Nemko - Certificate No. P01102465
 - Fimko - Certificate No. FI18162
 - Semko - Reference No. 0202041/01-25
 - Demko - Certificate No. 311161-01
 - BSI approved - Certificate No. 8001

DESCRIPTION

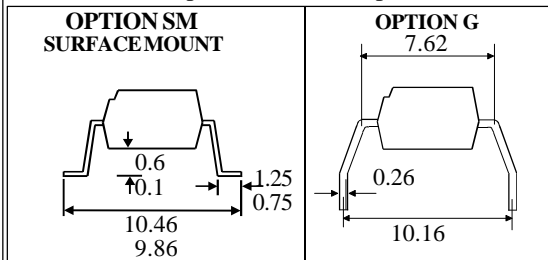
The PS2502-1, PS2502-2, PS2502-4 series of optically coupled isolators consist of infrared light emitting diodes and NPN silicon photodarlington in space efficient dual in line plastic packages.

FEATURES

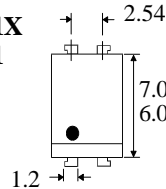
- Options :-
 - 10mm lead spread - add G after part no.
 - Surface mount - add SM after part no.
 - Tape&reel - add SMT&R after part no.
- High Current Transfer Ratio (200%min)
- High Isolation Voltage (5.3kV_{RMS}, 7.5kV_{PK})
- All electrical parameters 100% tested
- Custom electrical selections available

APPLICATIONS

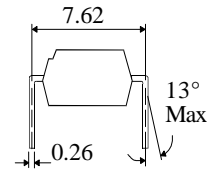
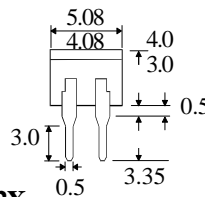
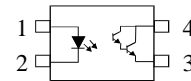
- Computer terminals
- Industrial systems controllers
- Measuring instruments
- Signal transmission between systems of different potentials and impedances



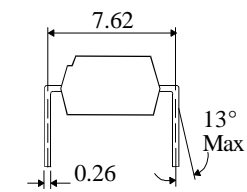
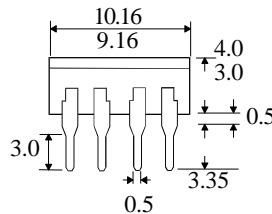
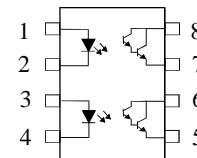
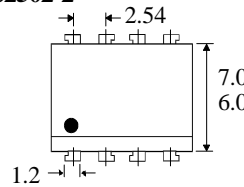
**PS2502-1X
 PS2502-1**



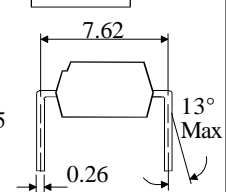
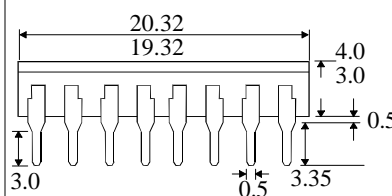
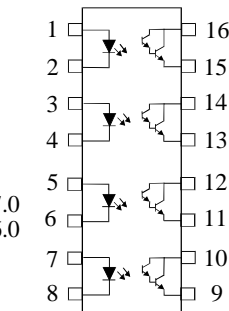
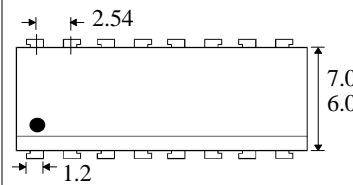
Dimensions in mm



**PS2502-2X
 PS2502-2**



**PS2502-4X
 PS2502-4**



ISOCOM COMPONENTS LTD
 Unit 25B, Park View Road West,
 Park View Industrial Estate, Brenda Road
 Hartlepool, Cleveland, TS25 1YD
 Tel: (01429) 863609 Fax :(01429) 863581

ISOCOM INC
 1024 S. Greenville Ave, Suite 240,
 Allen, TX 75002 USA
 Tel: (214) 495-0755 Fax: (214) 495-0901
 e-mail info@isocom.com
 http://www.isocom.com

ABSOLUTE MAXIMUM RATINGS
(25°C unless otherwise specified)

Storage Temperature _____ -55°C to + 125°C
 Operating Temperature _____ -30°C to +100°C
 Lead Soldering Temperature
 (1/16 inch (1.6mm) from case for 10 secs) 260°C

INPUT DIODE

Forward Current _____ 50mA
 Reverse Voltage _____ 6V
 Power Dissipation _____ 70mW

OUTPUT TRANSISTOR

Collector-emitter Voltage BV_{CEO} _____ 40V
 Emitter-collector Voltage BV_{ECO} _____ 6V
 Power Dissipation _____ 150mW

POWER DISSIPATION

Total Power Dissipation _____ 200mW
 (derate linearly 2.67mW/°C above 25°C)

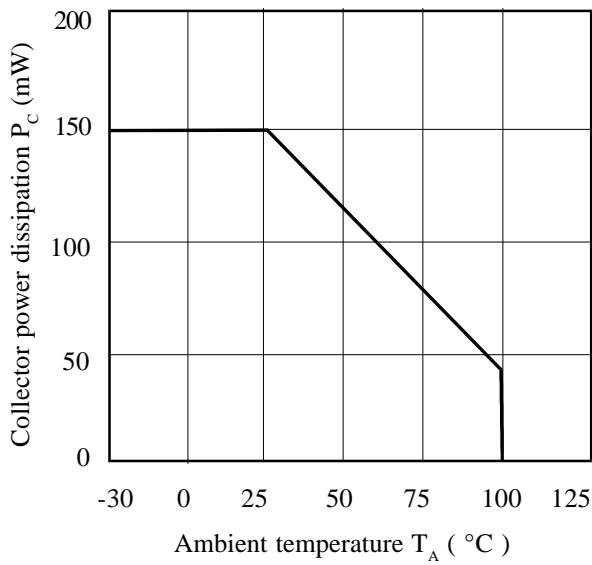
ELECTRICAL CHARACTERISTICS ($T_A = 25^\circ\text{C}$ Unless otherwise noted)

PARAMETER		MIN	TYP	MAX	UNITS	TEST CONDITION
Input	Forward Voltage (V_F)		1.2	1.4	V	$I_F = 10\text{mA}$
	Reverse Current (I_R)			10	μA	$V_R = 4\text{V}$
Output	Collector-emitter Breakdown (BV_{CEO}) (Note 2)	40			V	$I_C = 0.5\text{mA}$
	Emitter-collector Breakdown (BV_{ECO})	6			V	$I_E = 100\mu\text{A}$
Coupled	Current Transfer Ratio (CTR) (Note 2)	200	2000		%	$1\text{mA } I_F, 2\text{V } V_{CE}$
	Collector-emitter Saturation Voltage $V_{CE(SAT)}$			1.0	V	$1\text{mA } I_F, 2\text{mA } I_C$
	Input to Output Isolation Voltage V_{ISO}	5300 7500			V_{RMS} V_{PK}	See note 1 See note 1
	Input-output Isolation Resistance R_{ISO}	5×10^{10}			Ω	$V_{IO} = 500\text{V}$ (note 1)
	Output Rise Time t_r Output Fall Time t_f		60 53	300 250	μs μs	$V_{CE} = 2\text{V},$ $I_C = 10\text{mA}, R_L = 100\Omega$

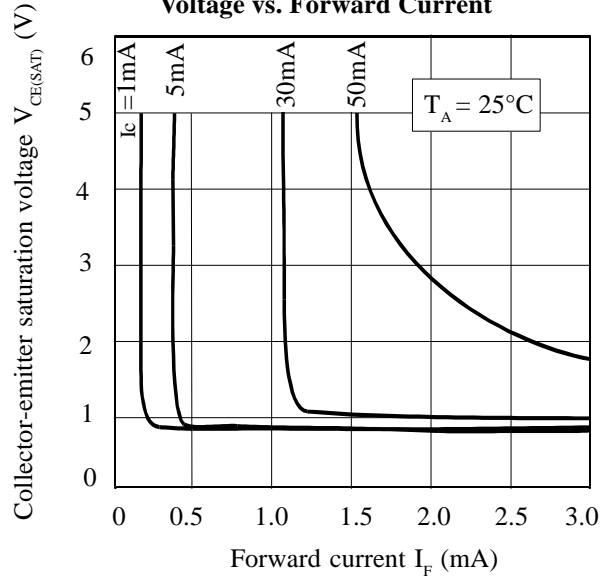
Note 1 Measured with input leads shorted together and output leads shorted together.

Note 2 Special Selections are available on request. Please consult the factory.

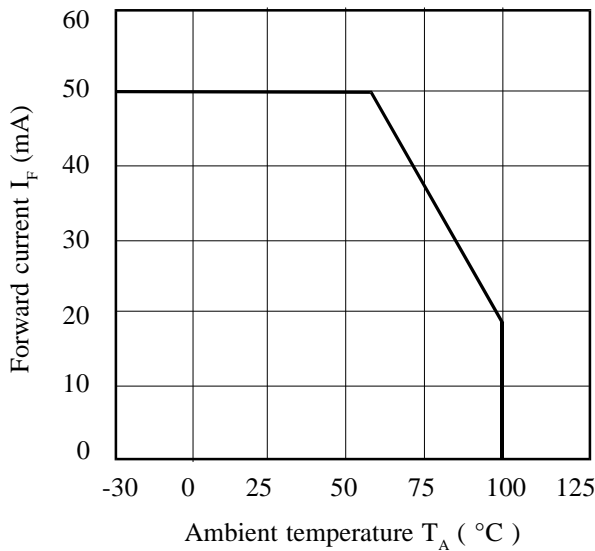
Collector Power Dissipation vs. Ambient Temperature



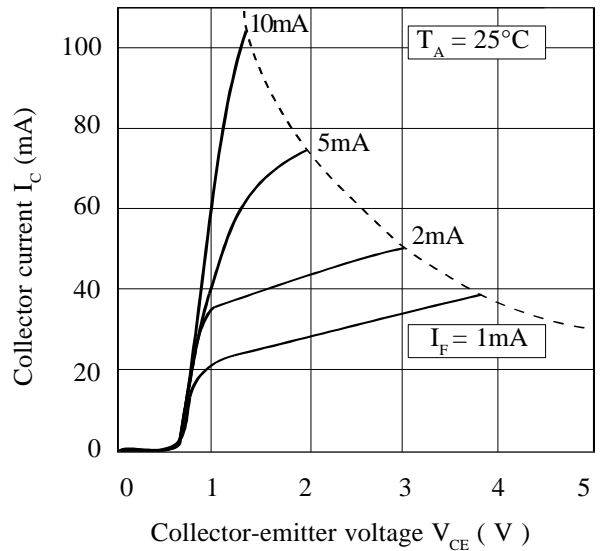
Collector-emitter Saturation Voltage vs. Forward Current



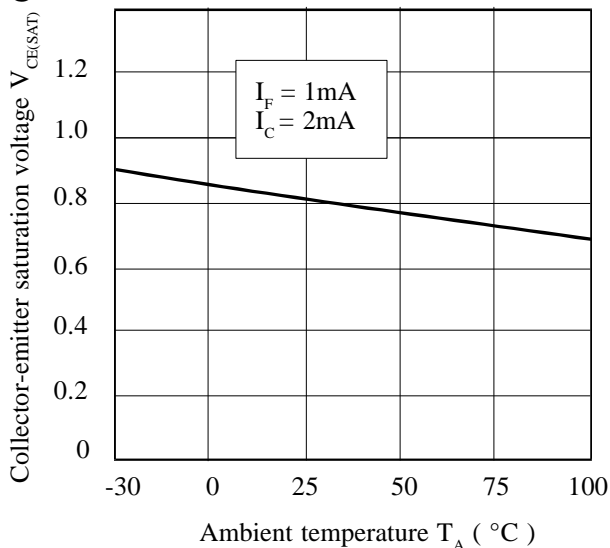
Forward Current vs. Ambient Temperature



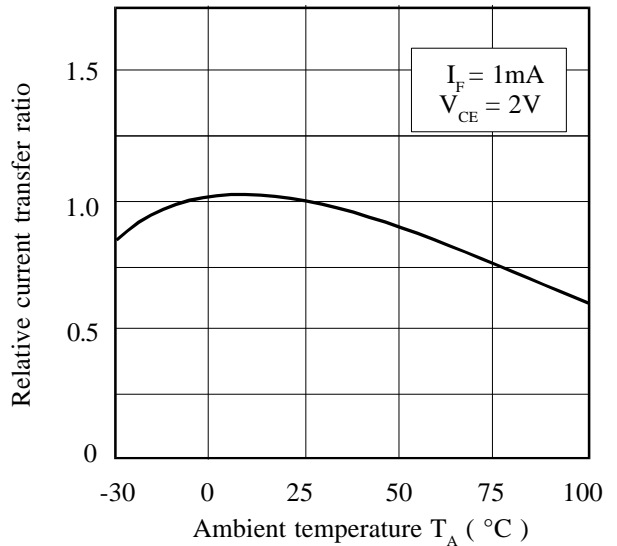
Collector Current vs. Collector-emitter Voltage



Collector-emitter Saturation Voltage vs. Ambient Temperature



Relative Current Transfer Ratio vs. Ambient Temperature



X-ON Electronics

Largest Supplier of Electrical and Electronic Components

Click to view similar products for [Isocom](#) manufacturer:

Other Similar products are found below :

[4N25M](#) [ISP815X](#) [ISP817C](#) [ISP817B](#) [ISP620-1GB](#) [PS2505-4](#) [TLP621-4XSM](#) [ICPL2531SM](#) [H11A3X](#) [ICPL3120SMT/R](#) [4N35M](#)
[MOC3061M](#) [MOC3023M](#) [PS2502-4SM](#) [ICPL2630](#) [H21A1](#) [ICPL2630SM](#) [MOC3020M](#) [ISQ1X](#) [PS2505-4SM](#) [MOC3063XSMT&R](#)
[MOC3081M](#) [IS622XSM](#) [ISP817AX](#) [MOC3041M](#) [CNY17-2XSM](#) [4N38](#) [H22A3](#) [MOC3043SM](#) [PS2502-4X](#) [ICPL2530](#) [PS2502-4](#)
[MOC3043M](#) [PS2502-2SM](#) [4N35X](#) [H22A1](#) [ISP321-4XSM](#) [IS620XSM](#) [CNY17-1X](#) [TLP621-4X](#) [PS2502-2](#) [H21A3](#) [MOC3061](#) [ICPL0501](#)
[ICPL2531](#) [MOC3023SM](#) [ILQ1X](#) [6N139SM](#) [TLP321-4XGB](#) [ILQ5X](#)