



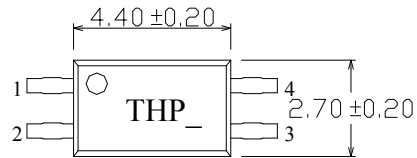
APPROVALS

UL Approved File number E91321 THP

Pin 1 Anode Pin 4 Collector
Pin 2 Cathode Pin 3 Emitter

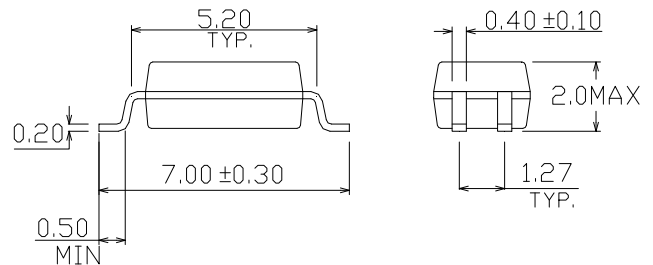
DESCRIPTION

The PS2801-1 is an optically coupled isolator consisting of an infrared light emitting diode and an NPN silicon photo transistor. It belongs to Isocom's Compact range of opto-couplers



FEATURES

- Low profile package (half pitch)
- AC Isolation test voltage 3750V_{RMS}
- Low coupling capacitance typically 0.3pF
- CTR selections available
- Wide temperature range
- Lead free
- Halogen Free



APPLICATIONS

- Power Supply Feedback Voltage/Current
- Industrial system controllers
- Measuring instruments
- Signal transmission between systems of different potentials and impedance

ABSOLUTE MAXIMUM RATINGS

Input Diode

Forward Current	60mA
Reverse Voltage	6V
Power dissipation	70mW
Derating Factor > 90°C	2mW / °C

ORDER INFORMATION

- Available in Tape and Reel with 1000 & 5000 pieces per reel

Output Transistor

Collector to Emitter Voltage	80V
Emitter to Collector Voltage	7V
Collector Current	50mA
Power Dissipation	150mW
Derating Factor > 70°C	3.1mW / °C

MARKING INFORMATION

Please note that the device will be marked with the generic part number "THP*" the date code will also be marked on the device.

Total Package

Isolation test Voltage	3750V _{RMS}
Operating Temperature	-55 to 110 C
Storage Temperature	-55 to 150 C

* Denotes internal binning identification

ISOCOM COMPONENTS 2004 LTD

Unit 25B, Park View Road West, Park View Industrial Estate
Hartlepool, Cleveland, TS25 1UD, United Kingdom
Tel: +44 (0)1429 863 609 Fax : +44 (0)1429 863 581
e-mail: sales@isocom.co.uk
<http://www.isocom.com>

ISOCOM COMPONENTS ASIA LTD

Hong Kong Office, 1712-1713
Laurels Industrial Centre, 32 Tai Yau Street,
San Po Kong, Kowloon, Hong Kong.
Tel: +852 2995 9217 Fax : +852 8161 6292
e-mail sales@isocom.com.hk



PS2801-1

ELECTRICAL CHARACTERISTICS

Ambient Temperature = 25°C unless otherwise specified

INPUT

Parameter	Symbol	Test Condition	Min	Typ.	Max	Unit
Forward Voltage	V_F	$I_F = 20\text{mA}$		1.20	1.40	V
Reverse Leakage	I_R	$V_R = 4\text{V}$			10	μA
Input Capacitance	C_{in}	$V = 0\text{V}, f = 1 \text{ KHz}$		30	250	pF

OUTPUT

Parameter	Symbol	Test Condition	Min	Typ.	Max	Unit
Collector—Emitter breakdown Voltage	BV_{CEO}	$I_C = 100\mu\text{A}$	80			V
Emitter—Collector breakdown Voltage	BV_{ECO}	$I_E = 100\mu\text{A}$	7			V
Collector dark Current	I_{CEO}	$V_{CE} = 20\text{V}, I_F = 0\text{mA}$			100	nA

COUPLED

Parameter	Symbol	Test Condition	Min	Typ.	Max	Unit
Current transfer ratio	CTR	$I_F = 5\text{mA}, V_{CE} = 5\text{V}$ Rank A B C D E F GR GB	50 80 130 200 300 100 150 100 100		600 160 260 400 600 200 300 300 600	%
Collector—Emitter saturation Voltage	V_{CEsat}	$I_F = 10\text{mA}, I_C = 1\text{mA}$		0.1	0.2	V
Input to output isolation Voltage	V_{ISO}	See note 1	3750			V_{RMS}
Output rise time	t_r	$V_{ce} = 2\text{V}, I_C = 2\text{mA}, R_L = 100\Omega$		5.0	18	μS
Output fall time	t_f	$V_{ce} = 2\text{V}, I_C = 2\text{mA}, R_L = 100\Omega$		3.0	18	μS
Cut off frequency	f_c	$I_F = 10\text{mA}, V_{CE} = 5\text{V},$ $R_L = 100\Omega$		100		kHz
Coupling Capacitance	C_k	$f = 1 \text{ MHz}$		0.3		pF

Note 1 Measured with input leads shorted together and output leads shorted together



PS2801-1

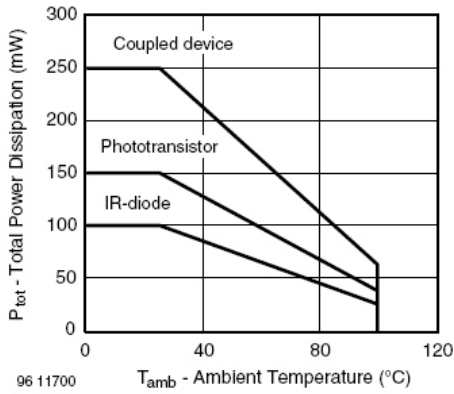


Figure 4. Total Power Dissipation vs. Ambient Temperature

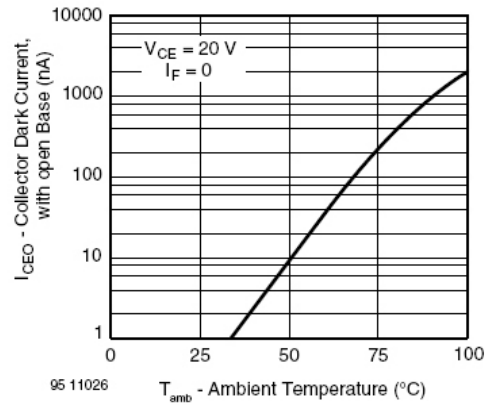


Figure 7. Collector Dark Current vs. Ambient Temperature

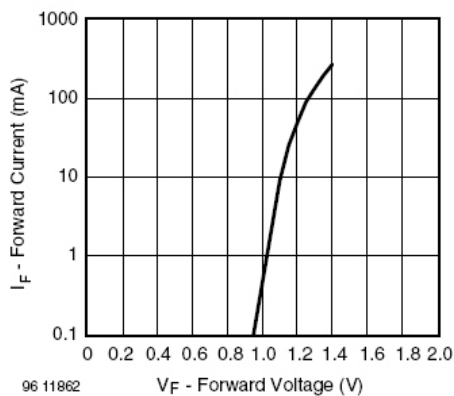


Figure 5. Forward Current vs. Forward Voltage

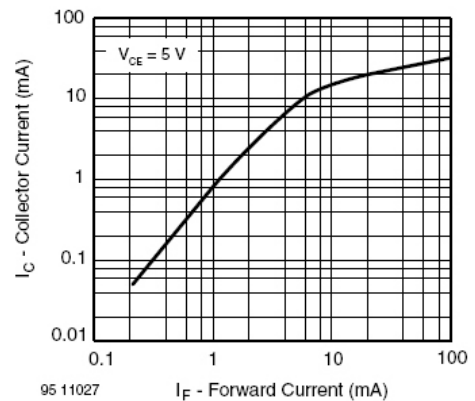


Figure 8. Collector Current vs. Forward Current

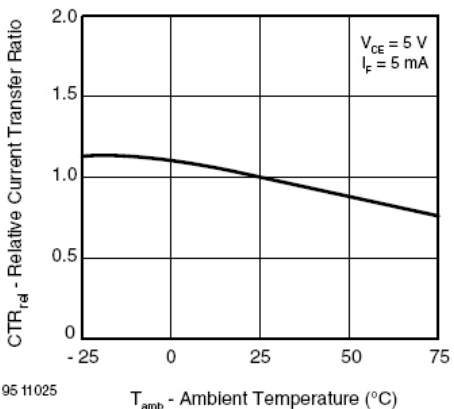


Figure 6. Relative Current Transfer Ratio vs. Ambient Temperature

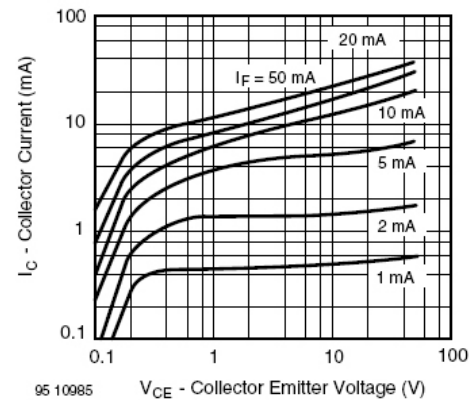


Figure 9. Collector Current vs. Collector Emitter Voltage

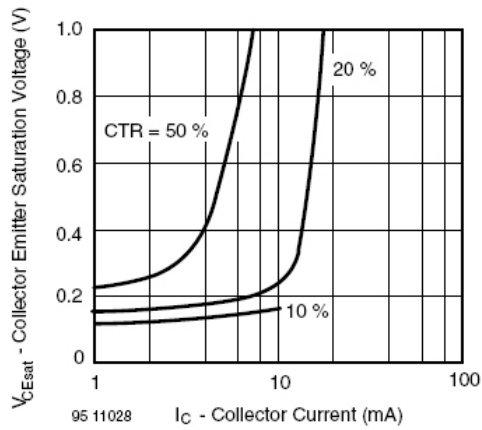


Figure 10. Collector Emitter Saturation Voltage vs. Collector Current

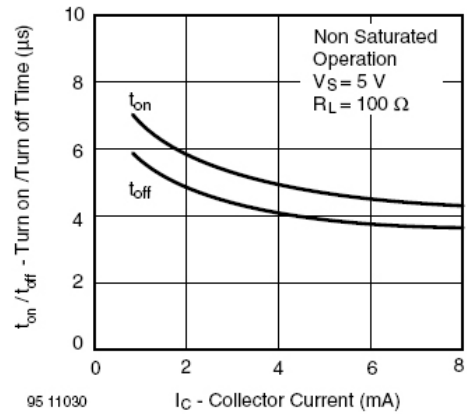


Figure 13. Turn on/off Time vs. Collector Current

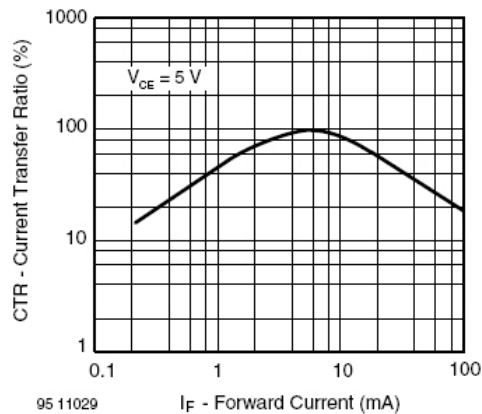


Figure 11. Current Transfer Ratio vs. Forward Current

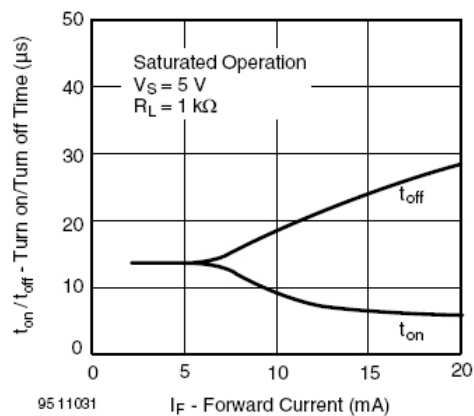


Figure 12. Turn on/off Time vs. Forward Current

X-ON Electronics

Largest Supplier of Electrical and Electronic Components

Click to view similar products for [High Speed Optocouplers](#) category:

Click to view products by [Isocom](#) manufacturer:

Other Similar products are found below :

[6N136F](#) [PS8502L2-AX](#) [ACNW261L-000E](#) [ACPL-344JT-000E](#) [ACPL-K49T-500E](#) [ACPL-K74T-000E](#) [ACPL-K75T-000E](#) [ACPL-W21L-560E](#) [ACPL-K44T-500E](#) [TLP187\(TPL,E\(T](#) [TLP2601\(TP1,F\)](#) [610737H](#) [6N137A-X001](#) [6N137A-X017T](#) [6N139-X007T](#) [HCPL2630M](#) [HCPL2731SM](#) [TLP555\(F\)](#) [HCPL2630SM](#) [PS2841-4A-F3-AX](#) [PS9817A-1-F3-AX](#) [PS9821-2-F3-AX](#) [ORPC-817D](#) [ORPC-817M/C](#) [ORPC-817M/B](#) [PT17-51C/L129\(BIN2\)](#) [TLP521-4GBSM](#) [UMW817C](#) [6N137S1\(TA\)](#) [TLP521GB](#) [TLP521GB-S](#) [PS2501](#) [PS2501-S](#) [TLP785GB](#) [TLP785GB-S](#) [LTV-214-G](#) [TLP2766A\(E](#) [TLP2766A\(LF4,E](#) [LCR-0202](#) [EL814S1\(TA\)-V](#) [PC817X4NSZ2B](#) [CYPC817](#) [OR-MOC3023](#) [TLP267J\(TPL,E\(T](#) [TLP109\(TPL,E\(O](#) [EL2514S1\(TU\)\(CLW\)-G](#) [EL816S2\(C\)\(TU\)-F](#) [TLP281-4](#) [MOC3023M](#) [ACPL-K49T-060E](#)