




# Standard Rectifier

|                         |          |
|-------------------------|----------|
| <b>3~<br/>Rectifier</b> |          |
| $V_{RRM}$               | = 1600 V |
| $I_{DAV}$               | = 30 A   |
| $I_{FSM}$               | = 150 A  |

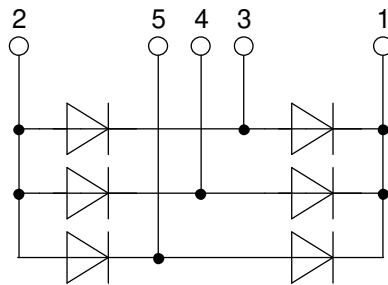
## 3~ Rectifier Bridge

**Part number**

**FUO22-16N**



Backside: isolated



**Features / Advantages:**

- Package with DCB ceramic
- Improved temperature and power cycling
- Planar passivated chips
- Very low forward voltage drop
- Very low leakage current

**Applications:**

- Diode for main rectification
- For single and three phase bridge configurations

**Package: i4-Pac**

- Isolation Voltage: 3000 V~
- Industry convenient outline
- RoHS compliant
- Epoxy meets UL 94V-0
- Soldering pins for PCB mounting
- Backside: DCB ceramic
- Reduced weight
- Advanced power cycling

**Disclaimer Notice**

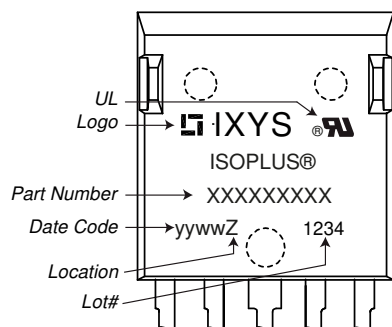
Information furnished is believed to be accurate and reliable. However, users should independently evaluate the suitability of and test each product selected for their own applications. Littelfuse products are not designed for, and may not be used in, all applications. Read complete Disclaimer Notice at [www.littelfuse.com/disclaimer-electronics](http://www.littelfuse.com/disclaimer-electronics).

| Rectifier  |  |                                   |                   | Ratings                      |      |      |                  |
|------------|--|-----------------------------------|-------------------|------------------------------|------|------|------------------|
| Symbol     | Definition                                   | Conditions                        |                   | min.                         | typ. | max. | Unit             |
| $V_{RSM}$  | max. non-repetitive reverse blocking voltage |                                   |                   |                              |      | 1700 | V                |
| $V_{RRM}$  | max. repetitive reverse blocking voltage     |                                   |                   |                              |      | 1600 | V                |
| $I_R$      | reverse current                              | $V_R = 1600$ V                    |                   | $T_{VJ} = 25^\circ\text{C}$  |      | 10   | $\mu\text{A}$    |
|            |  | $V_R = 1600$ V                    |                   | $T_{VJ} = 150^\circ\text{C}$ |      | 1    | mA               |
| $V_F$      | forward voltage drop                         | $I_F = 10$ A                      |                   | $T_{VJ} = 25^\circ\text{C}$  |      | 1.20 | V                |
|            |  | $I_F = 30$ A                      |                   |                              |      | 1.62 | V                |
|            |  | $I_F = 10$ A                      |                   | $T_{VJ} = 150^\circ\text{C}$ |      | 1.12 | V                |
|            |  | $I_F = 30$ A                      |                   |                              |      | 1.73 | V                |
| $I_{DAV}$  | bridge output current                        | $T_C = 120^\circ\text{C}$         | rectangular       | $T_{VJ} = 175^\circ\text{C}$ |      | 30   | A                |
|            |  |                                   | $d = \frac{1}{3}$ |                              |      |      |                  |
| $V_{FO}$   | threshold voltage                            |                                   |                   | $T_{VJ} = 175^\circ\text{C}$ |      | 0.81 | V                |
| $r_F$      | slope resistance                             |                                   |                   |                              |      | 31   | m $\Omega$       |
|            |  | } for power loss calculation only |                   |                              |      |      |                  |
| $R_{thJC}$ | thermal resistance junction to case          |                                   |                   |                              |      | 3    | K/W              |
| $R_{thCH}$ | thermal resistance case to heatsink          |                                   |                   |                              | 0.2  |      | K/W              |
| $P_{tot}$  | total power dissipation                      |                                   |                   | $T_C = 25^\circ\text{C}$     |      | 50   | W                |
| $I_{FSM}$  | max. forward surge current                   | $t = 10$ ms; (50 Hz), sine        |                   | $T_{VJ} = 45^\circ\text{C}$  |      | 150  | A                |
|            |  | $t = 8,3$ ms; (60 Hz), sine       |                   | $V_R = 0$ V                  |      | 160  | A                |
|            |  | $t = 10$ ms; (50 Hz), sine        |                   | $T_{VJ} = 150^\circ\text{C}$ |      | 130  | A                |
|            |  | $t = 8,3$ ms; (60 Hz), sine       |                   | $V_R = 0$ V                  |      | 140  | A                |
| $I^2t$     | value for fusing                             | $t = 10$ ms; (50 Hz), sine        |                   | $T_{VJ} = 45^\circ\text{C}$  |      | 115  | A <sup>2</sup> s |
|            |  | $t = 8,3$ ms; (60 Hz), sine       |                   | $V_R = 0$ V                  |      | 105  | A <sup>2</sup> s |
|            |  | $t = 10$ ms; (50 Hz), sine        |                   | $T_{VJ} = 150^\circ\text{C}$ |      | 85   | A <sup>2</sup> s |
|            |  | $t = 8,3$ ms; (60 Hz), sine       |                   | $V_R = 0$ V                  |      | 82   | A <sup>2</sup> s |
| $C_J$      | junction capacitance                         | $V_R = 400$ V; $f = 1$ MHz        |                   | $T_{VJ} = 25^\circ\text{C}$  |      | 4    | pF               |



| Package i4-Pac |  | Ratings              |      |      |      |      |
|----------------|--|----------------------|------|------|------|------|
| Symbol         | Definition   | Conditions           | min. | typ. | max. | Unit |
| $I_{RMS}$      | RMS current  | per terminal         |      |      | 35   | A    |
| $T_{VJ}$       | virtual junction temperature                                 |                      | -55  |      | 175  | °C   |
| $T_{op}$       | operation temperature  |                      | -55  |      | 150  | °C   |
| $T_{stg}$      | storage temperature  |                      | -55  |      | 150  | °C   |
| <b>Weight</b>  |  |                      |      | 9    |      | g    |
| $F_C$          | mounting force with clip                                     |                      | 20   |      | 120  | N    |
| $d_{Spp/ App}$ | creepage distance on surface / striking distance through air | terminal to terminal | 1.7  |      |      | mm   |
| $d_{Spb/ Apb}$ |  | terminal to backside | 5.1  |      |      | mm   |
| $V_{ISOL}$     | isolation voltage  | t = 1 second         | 3000 |      |      | V    |
|                |  | t = 1 minute         | 2500 |      |      | V    |

**Product Marking**

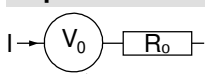


| Ordering | Ordering Number | Marking on Product | Delivery Mode | Quantity | Code No. |
|----------|-----------------|--------------------|---------------|----------|----------|
| Standard | FUO22-16N       | FUO22-16N          | Tube          | 25       | 500357   |

**Equivalent Circuits for Simulation**

\* on die level

$T_{VJ} = 175^{\circ}C$



**Rectifier**

|              |                    |      |    |
|--------------|--------------------|------|----|
| $V_{0\ max}$ | threshold voltage  | 0.81 | V  |
| $R_{0\ max}$ | slope resistance * | 28   | mΩ |

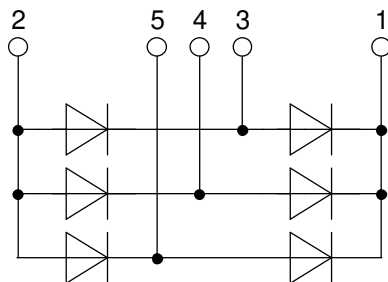


**Outlines i4-Pac**



| Dim. | Millimeter |       | Inches    |       |
|------|------------|-------|-----------|-------|
|      | min        | max   | min       | max   |
| A    | 4.83       | 5.21  | 0.190     | 0.205 |
| A1   | 2.59       | 3.00  | 0.102     | 0.118 |
| A2   | 1.17       | 2.16  | 0.046     | 0.085 |
| b    | 1.14       | 1.40  | 0.045     | 0.055 |
| b2   | 1.47       | 1.73  | 0.058     | 0.068 |
| b4   | 2.54       | 2.79  | 0.100     | 0.110 |
| c    | 0.51       | 0.74  | 0.020     | 0.029 |
| D    | 20.80      | 21.34 | 0.819     | 0.840 |
| D1   | 14.99      | 15.75 | 0.590     | 0.620 |
| D2   | 1.65       | 2.03  | 0.065     | 0.080 |
| D3   | 20.30      | 20.70 | 0.799     | 0.815 |
| E    | 19.56      | 20.29 | 0.770     | 0.799 |
| E1   | 16.76      | 17.53 | 0.660     | 0.690 |
| e    | 3.81 BSC   |       | 0.150 BSC |       |
| L    | 19.81      | 21.34 | 0.780     | 0.840 |
| L1   | 2.11       | 2.59  | 0.083     | 0.102 |
| Q    | 5.33       | 6.20  | 0.210     | 0.244 |
| R    | 2.54       | 4.57  | 0.100     | 0.180 |
| W    | -          | 0.10  | -         | 0.004 |

Die konvexe Form des Substrates ist typ. < 0.05 mm über der Kunststoffoberfläche der Bauteilunterseite  
 The convexbow of substrate is typ. < 0.05 mm over plastic surface level of device bottom side



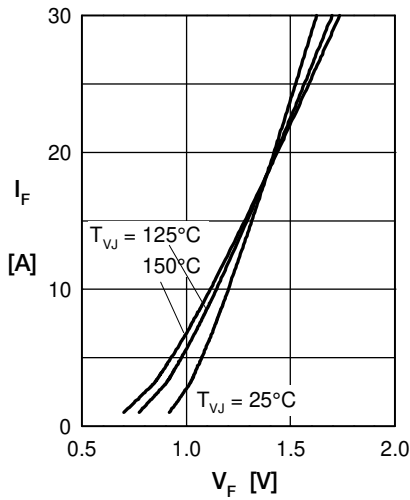
**Rectifier**


Fig. 1 Forward current versus voltage drop per diode

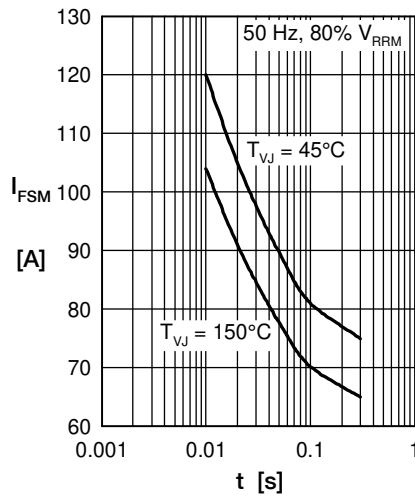


Fig. 2 Surge overload current

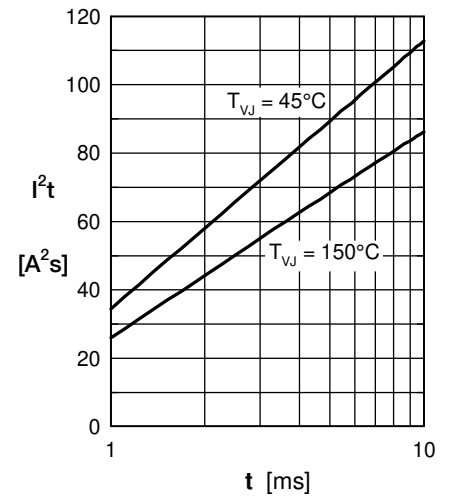
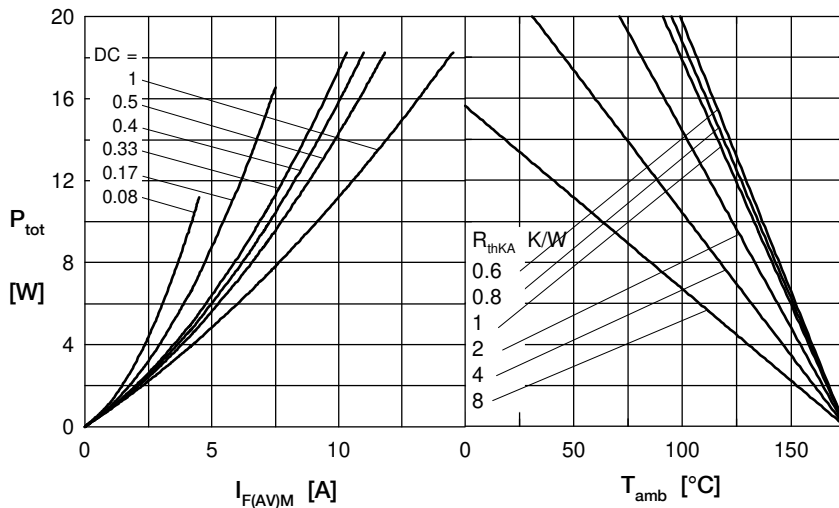

 Fig. 3  $I^2t$  versus time per diode


Fig. 4 Power dissipation vs. direct output current &amp; ambient temperature

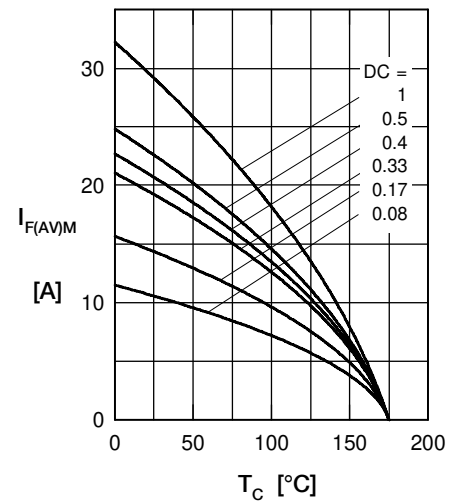


Fig. 5 Max. forward current vs. case temperature

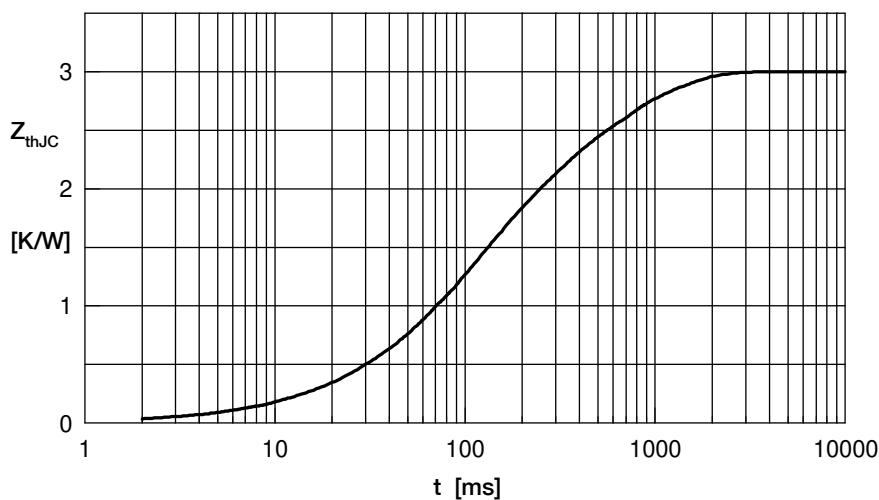


Fig. 6 Transient thermal impedance junction to case

 Constants for  $Z_{thJC}$  calculation:

| i | $R_{thi}$ (K/W) | $t_i$ (s) |
|---|-----------------|-----------|
| 1 | 1.359           | 0.1015    |
| 2 | 0.3286          | 0.1026    |
| 3 | 0.4651          | 0.4919    |
| 4 | 0.8473          | 0.62      |

## X-ON Electronics

Largest Supplier of Electrical and Electronic Components

*Click to view similar products for [Bridge Rectifiers](#) category:*

*Click to view products by [IXYS](#) manufacturer:*

Other Similar products are found below :

[MB2510](#) [MB252](#) [MB356G](#) [MB358G](#) [GBJ1504-BP](#) [GBU15J-BP](#) [GBU15K-BP](#) [GBU4A-BP](#) [GBU6B-E3/45](#) [GSIB680-E3/45](#) [DB101-BP](#)  
[DF01](#) [DF10SA-E345](#) [BU1508-E3/45](#) [KBPC50-10S](#) [RS405GL-BP](#) [G5SBA60-E3/51](#) [GBU10J-BP](#) [GBU6M](#) [GBU8D-BP](#) [GBU8J-BP](#)  
[2KBB10](#) [36MB140A](#) [TB102M](#) [MB1510](#) [MB258](#) [MB6M-G](#) [MB86](#) [TL401G](#) [MDA920A2](#) [TU602](#) [TU810](#) [MP501W-BP](#) [MP502-BP](#)  
[BR101-BP](#) [BR84DTP204](#) [BU2008-E3/51](#) [KBPC10/15/2501WP](#) [KBPC25-02](#) [VS-2KBB60](#) [DF06SA-E345](#) [DF1510S](#) [VS-40MT160PAPBF](#)  
[W02M](#) [GBL02-E3/45](#) [GBU4G-BP](#) [GBJ2506-BP](#) [GBU6B-E3/51](#) [GSIB15A80-E3/45](#) [DB104-BP](#)