

HiPerFET™ Power MOSFETs

IXFK / IXFN 44 N50
IXFK / IXFN 48 N50

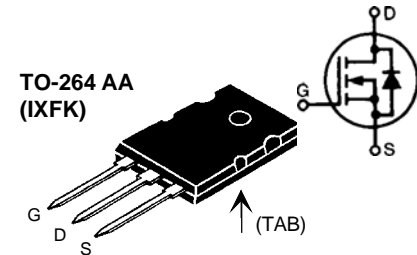
V_{DSS}	I_{D25}	$R_{DS(on)}$
500 V	44 A	0.12 Ω
500 V	48 A	0.10 Ω

$t_{rr} \leq 250$ ns

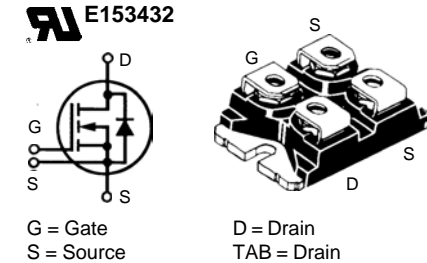
N-Channel Enhancement Mode
Avalanche Rated, High dv/dt, Low t_{rr}

Symbol	Test Conditions	Maximum Ratings		
		IXFK	IXFN	
V_{DSS}	$T_J = 25^\circ\text{C}$ to 150°C	500	500	V
V_{DGR}	$T_J = 25^\circ\text{C}$ to 150°C ; $R_{GS} = 1$ M Ω	500	500	V
V_{GS}	Continuous	± 20	± 20	V
V_{GSM}	Transient	± 30	± 30	V
I_{D25}	$T_C = 25^\circ\text{C}$	44N50	44	A
		48N50	48	A
I_{DM}	$T_C = 25^\circ\text{C}$, pulse width limited by T_{JM}	44N50	176	A
		48N50	192	A
I_{AR}	$T_C = 25^\circ\text{C}$	24	24	A
E_{AR}	$T_C = 25^\circ\text{C}$	30	30	mJ
dv/dt	$I_S \leq I_{DM}$, $di/dt \leq 100$ A/ μs , $V_{DD} \leq V_{DSS}$, $T_J \leq 150^\circ\text{C}$, $R_G = 2$ Ω	5	5	V/ns
P_D	$T_C = 25^\circ\text{C}$	500	520	W
T_J		-55 ... +150		$^\circ\text{C}$
T_{JM}			150	$^\circ\text{C}$
T_{stg}		-55 ... +150		$^\circ\text{C}$
T_L	1.6 mm (0.063 in) from case for 10 s	300	-	$^\circ\text{C}$
V_{ISOL}	50/60 Hz, RMS $t = 1$ min $I_{ISOL} \leq 1$ mA $t = 1$ s	-	2500	V~
		-	3000	V~
M_d	Mounting torque Terminal connection torque	0.9/6	1.5/13	Nm/lb.in.
		-	1.5/13	Nm/lb.in.
Weight		10	30	g

Symbol	Test Conditions	Characteristic Values ($T_J = 25^\circ\text{C}$, unless otherwise specified)		
		min.	typ.	max.
V_{DSS}	$V_{GS} = 0$ V, $I_D = 1$ mA	500		V
$V_{GS(th)}$	$V_{DS} = V_{GS}$, $I_D = 8$ mA	2		V
I_{GSS}	$V_{GS} = \pm 20$ V _{DC} , $V_{DS} = 0$			± 200 nA
I_{DSS}	$V_{DS} = 0.8 \cdot V_{DSS}$ $V_{GS} = 0$ V	$T_J = 25^\circ\text{C}$		400 μA
		$T_J = 125^\circ\text{C}$		2 mA
$R_{DS(on)}$	$V_{GS} = 10$ V, $I_D = 0.5 \cdot I_{D25}$	44N50		0.12 Ω
		48N50		0.10 Ω
	Pulse test, $t \leq 300$ μs , duty cycle $d \leq 2$ %			



miniBLOC, SOT-227 B (IXFN)



G = Gate
S = Source
D = Drain
TAB = Drain

Features

- International standard packages
- Molding epoxies meet UL 94 V-0 flammability classification
- SOT-227B miniBLOC with aluminium nitride isolation
- Low $R_{DS(on)}$ HDMOS™ process
- Unclamped Inductive Switching (UIS) rated
- Fast intrinsic rectifier

Applications

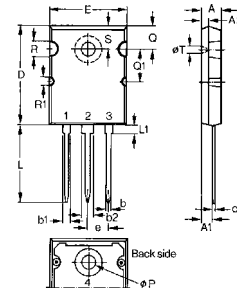
- DC-DC converters
- Synchronous rectification
- Battery chargers
- Switched-mode and resonant-mode power supplies
- DC choppers
- Temperature and lighting controls

Advantages

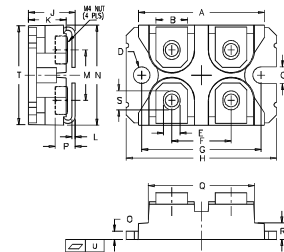
- Easy to mount
- Space savings
- High power density

Symbol	Test Conditions	Characteristic Values		
		(T _J = 25°C, unless otherwise specified)		
		min.	typ.	max.
g_{fs}	V _{DS} = 10 V; I _D = 0.5 • I _{D25} , pulse test	22	42	S
C_{iss} C_{oss} C_{rss}	V _{GS} = 0 V, V _{DS} = 25 V, f = 1 MHz		8400	pF
			900	pF
				280
t_{d(on)} t_r t_{d(off)} t_f	V _{GS} = 10 V, V _{DS} = 0.5 • V _{DSS} , I _D = 0.5 • I _{D25} R _G = 1 Ω (External),		30	ns
			60	ns
			100	ns
			30	ns
Q_{g(on)} Q_{gs} Q_{gd}	V _{GS} = 10 V, V _{DS} = 0.5 • V _{DSS} , I _D = 0.5 • I _{D25}		270	nC
			60	nC
			135	nC
R_{thJC} R_{thCK}	TO-264 AA		0.15	0.25 K/W
R_{thJC} R_{thCK}	miniBLOC, SOT-227 B		0.05	0.24 K/W

Symbol	Test Conditions	Characteristic Values		
		(T _J = 25°C, unless otherwise specified)		
		min.	typ.	max.
I_S	V _{GS} = 0 V			48 A
I_{SM}	Repetitive; pulse width limited by T _{JM}			192 A
V_{SD}	I _F = 100 A, V _{GS} = 0 V, Pulse test, t ≤ 300 μs, duty cycle d ≤ 2 %			1.5 V
t_{rr} Q_{RM} I_{RM}	I _F = I _S , -di/dt = 100 A/μs, V _R = 100 V		TBD	250 ns
			20	μC

TO-264 AA Outline


Dim.	Millimeter		Inches	
	Min.	Max.	Min.	Max.
A	4.82	5.13	.190	.202
A1	2.54	2.89	.100	.114
A2	2.00	2.10	.079	.083
b	1.12	1.42	.044	.056
b1	2.39	2.69	.094	.106
b2	2.90	3.09	.114	.122
c	0.53	0.83	.021	.033
D	25.91	26.16	1.020	1.030
E	19.81	19.96	.780	.786
e	5.46 BSC		.215 BSC	
J	0.00	0.25	.000	.010
K	0.00	0.25	.000	.010
L	20.32	20.83	.800	.820
L1	2.29	2.59	.090	.102
P	3.17	3.66	.125	.144
Q	6.07	6.27	.239	.247
Q1	8.38	8.69	.330	.342
R	3.81	4.32	.150	.170
R1	1.78	2.29	.070	.090
S	6.04	6.30	.238	.248
T	1.57	1.83	.062	.072

miniBLOC, SOT-227 B


M4 screws (4x) supplied

Dim.	Millimeter		Inches	
	Min.	Max.	Min.	Max.
A	31.50	31.88	1.240	1.255
B	7.80	8.20	0.307	0.323
C	4.09	4.29	0.161	0.169
D	4.09	4.29	0.161	0.169
E	4.09	4.29	0.161	0.169
F	14.91	15.11	0.587	0.595
G	30.12	30.30	1.186	1.193
H	38.00	38.23	1.496	1.505
J	11.68	12.22	0.460	0.481
K	8.92	9.60	0.351	0.378
L	0.76	0.84	0.030	0.033
M	12.60	12.85	0.496	0.506
N	25.15	25.42	0.990	1.001
O	1.98	2.13	0.078	0.084
P	4.95	5.97	0.195	0.235
Q	26.54	26.90	1.045	1.059
R	3.94	4.42	0.155	0.174
S	4.72	4.85	0.186	0.191
T	24.59	25.07	0.968	0.987
U	-0.05	0.1	-0.002	0.004

Fig. 1 Output Characteristics

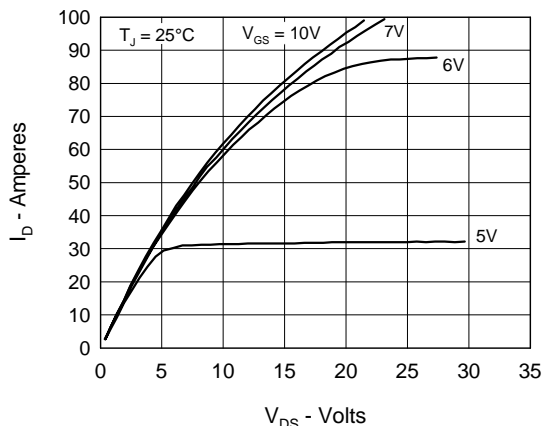


Fig. 2 Input Admittance

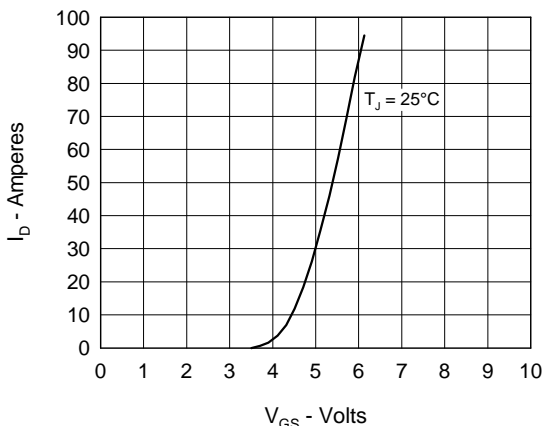


Fig. 3 $R_{DS(on)}$ vs. Drain Current

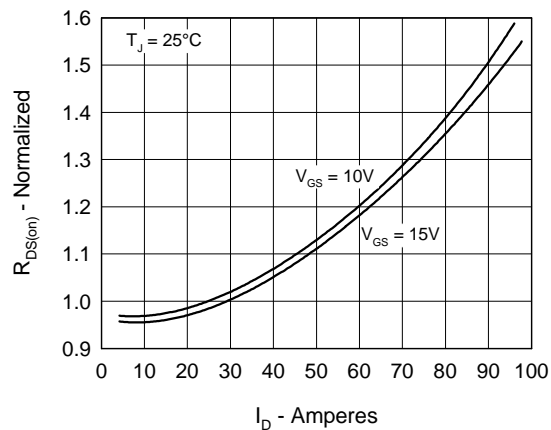


Fig. 4 Temperature Dependence of Drain to Source Resistance

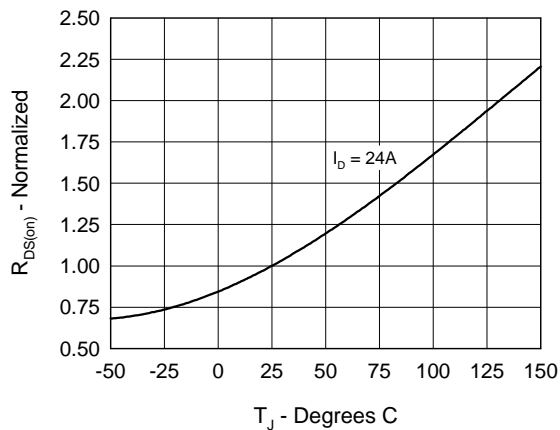


Fig. 5 Drain Current vs. Case Temperature

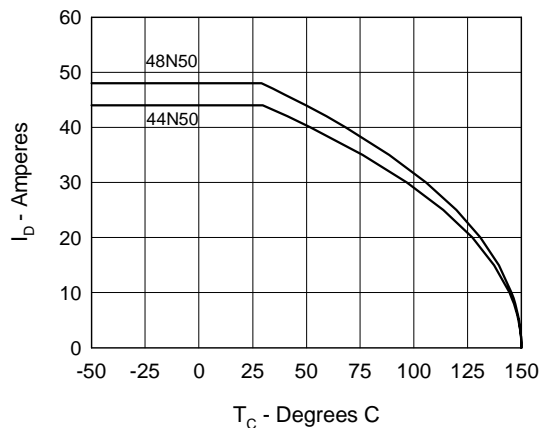


Fig. 6 Temperature Dependence of Breakdown and Threshold Voltage



Fig.7 Gate Charge Characteristic Curve

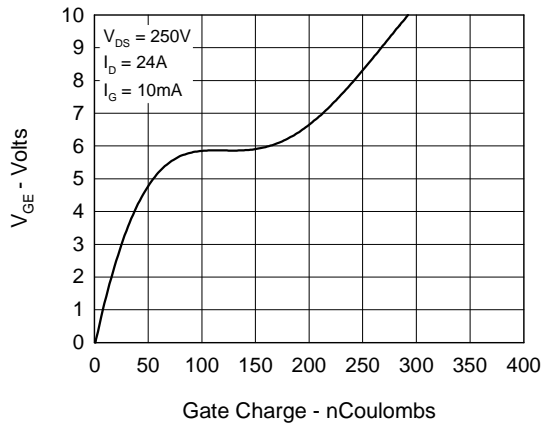


Fig.8 Capacitance Curves

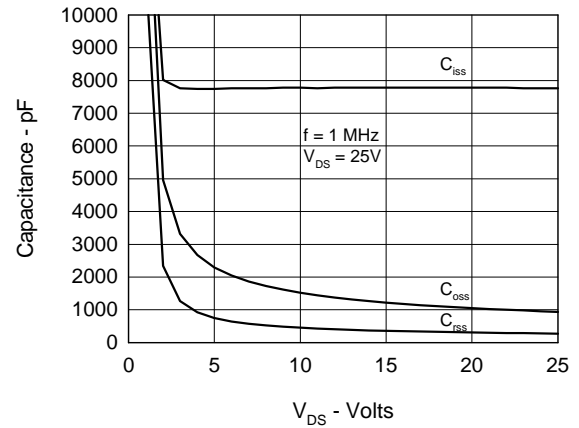


Fig.9 Source Current vs. Source to Drain Voltage

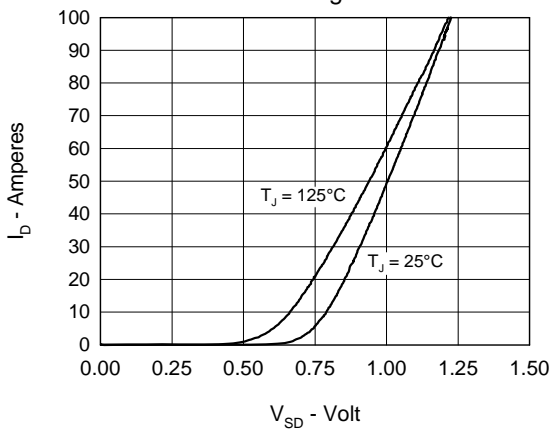
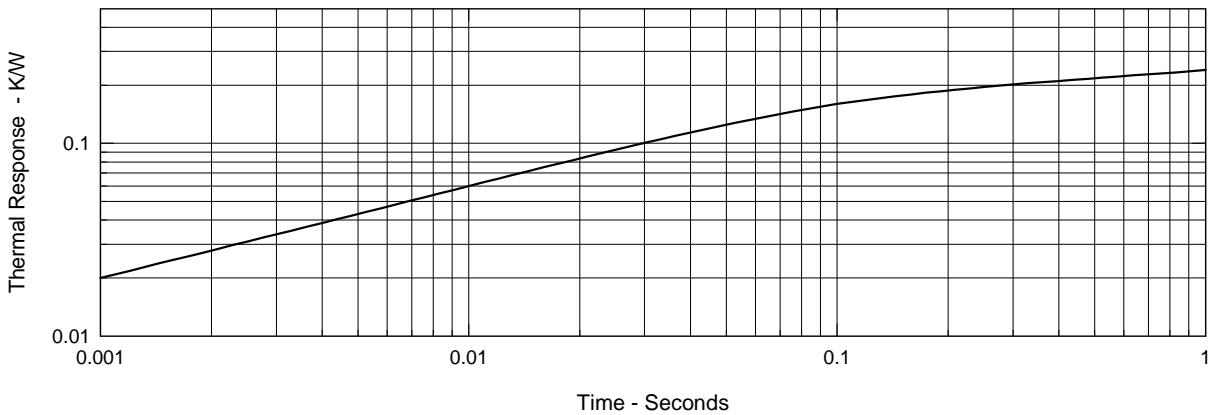


Fig.10 Transient Thermal Impedance





Disclaimer Notice - Information furnished is believed to be accurate and reliable. However, users should independently evaluate the suitability of and test each product selected for their own applications. Littelfuse products are not designed for, and may not be used in, all applications. Read complete Disclaimer Notice at www.littelfuse.com/disclaimer-electronics.

X-ON Electronics

Largest Supplier of Electrical and Electronic Components

Click to view similar products for [Discrete Semiconductor Modules](#) category:

Click to view products by [IXYS](#) manufacturer:

Other Similar products are found below :

[M252511FV](#) [DD260N12K-A](#) [DD380N16A](#) [DD89N1600K-A](#) [APT2X21DC60J](#) [APT58M80J](#) [B522F-2-YEC](#) [MSTC90-16](#) [25.163.0653.1](#)
[25.163.2453.0](#) [25.163.4253.0](#) [25.190.2053.0](#) [25.194.3453.0](#) [25.320.4853.1](#) [25.320.5253.1](#) [25.326.3253.1](#) [25.326.3553.1](#) [25.330.1653.1](#)
[25.330.4753.1](#) [25.330.5253.1](#) [25.334.3253.1](#) [25.334.3353.1](#) [25.350.2053.0](#) [25.352.4753.1](#) [25.522.3253.0](#) [T483C](#) [T484C](#) [T485F](#) [T485H](#)
[T512F-YEB](#) [T513F](#) [T514F](#) [T554](#) [T612FSE](#) [25.161.3453.0](#) [25.179.2253.0](#) [25.194.3253.0](#) [25.325.1253.1](#) [25.326.4253.1](#) [25.330.0953.1](#)
[25.332.4353.1](#) [25.350.1653.0](#) [25.350.2453.0](#) [25.352.1453.0](#) [25.352.1653.0](#) [25.352.2453.0](#) [25.352.5453.1](#) [25.522.3353.0](#) [25.602.4053.0](#)
[25.640.5053.0](#)