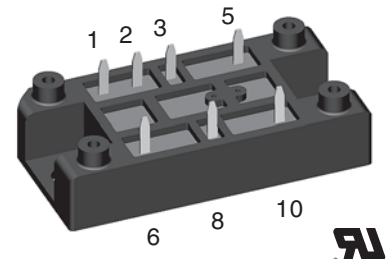
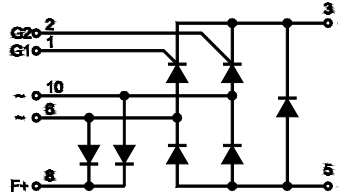


Half Controlled Single Phase Rectifier Bridge

Including Freewheeling Diode and Field Diodes

$V_{RRM} = 800-1600 \text{ V}$
 $I_{dAVM} = 32 \text{ A}$

V_{RSM} V_{DSM} V	V_{RRM} V_{DRM} V	Type
900	800	VHFD 29-08io1
1300	1200	VHFD 29-12io1
1700	1600	VHFD 29-16io1



Bridge and Freewheeling Diode

Symbol	Conditions	Maximum Ratings
I_{dAV}	$T_H = 85^\circ\text{C}$, module	28 A
I_{dAVM}^*	module	32 A
I_{FRMS}, I_{TRMS}	per leg	25 A
I_{FSM}, I_{TSM}	$T_{VJ} = 45^\circ\text{C}$; $V_R = 0 \text{ V}$	$t = 10 \text{ ms}$ (50 Hz), sine 300 A $t = 8.3 \text{ ms}$ (60 Hz), sine 330 A
	$T_{VJ} = T_{VJM}$ $V_R = 0 \text{ V}$	$t = 10 \text{ ms}$ (50 Hz), sine 270 A $t = 8.3 \text{ ms}$ (60 Hz), sine 300 A
I^2t	$T_{VJ} = 45^\circ\text{C}$ $V_R = 0 \text{ V}$	$t = 10 \text{ ms}$ (50 Hz), sine 440 A ² s $t = 8.3 \text{ ms}$ (60 Hz), sine 455 A ² s
	$T_{VJ} = T_{VJM}$ $V_R = 0 \text{ V}$	$t = 10 \text{ ms}$ (50 Hz), sine 365 A ² s $t = 8.3 \text{ ms}$ (60 Hz), sine 370 A ² s
$(di/dt)_{cr}$	$T_{VJ} = 125^\circ\text{C}$ $f = 50 \text{ Hz}$, $t_p = 200 \mu\text{s}$ $V_D = 2/3 V_{DRM}$ $I_G = 0.3 \text{ A}$, $di_G/dt = 0.3 \text{ A}/\mu\text{s}$	repetitive, $I_T = 50 \text{ A}$ 150 A/ μs
		non repetitive, $I_T = 0.5 I_{dAV}$ 500 A/ μs
$(dv/dt)_{cr}$	$T_{VJ} = T_{(VJ)m}$; $V_{DR} = 2/3 V_{DRM}$ $R_{GK} = \infty$; method 1 (linear voltage rise)	1000 V/ μs
V_{RGM}		10 V
P_{GM}	$T_{VJ} = T_{VJM}$ $I_T = 0.5 I_{dAVM}$	$t_p = 30 \mu\text{s}$ $\leq 10 \text{ W}$ $t_p = 500 \mu\text{s}$ $\leq 5 \text{ W}$ $t_p = 10 \text{ ms}$ $\leq 1 \text{ W}$
		0.5 W
		P_{GAVM}
T_{VJ}		-40...+125 °C
T_{VJM}		125 °C
T_{stg}		-40...+125 °C
V_{ISOL}	50/60 Hz, RMS	$t = 1 \text{ min}$ 3000 V~ $t = 1 \text{ s}$ 3600 V~
	$I_{ISOL} \leq 1 \text{ mA}$	
d_s	Creep distance on surface	12.7 mm
d_A	Strike distance in air	9.4 mm
a	Max. allowable acceleration	50 m/s ²
M_d	Mounting torque (M5) (10-32 UNF)	2-2.5 Nm
		18-22 lb.in.
Weight		35 g

Features

- Package with DCB ceramic base plate
- Isolation voltage 3600 V~
- Planar passivated chips
- Blocking voltage up to 1600 V
- Low forward voltage drop
- Leads suitable for PC board soldering
- UL registered E 72873

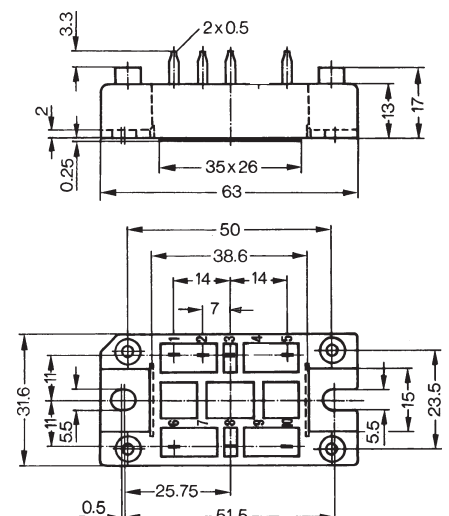
Applications

- Supply for DC power equipment
- DC motor control

Advantages

- Easy to mount with two screws
- Space and weight savings
- Improved temperature and power cycling

Dimensions in mm (1 mm = 0.0394")



Symbol	Conditions	Characteristic Values
I_R, I_D	$V_R = V_{RRM}; V_D = V_{DRM}$ $T_{VJ} = T_{VJM}$ $T_{VJ} = 25^\circ\text{C}$	≤ 5 mA ≤ 0.3 mA
V_T, V_F	$I_T, I_F = 45$ A; $T_{VJ} = 25^\circ\text{C}$	≤ 1.6 V
V_{T0}	For power-loss calculations only ($T_{VJ} = 125^\circ\text{C}$)	0.9 V
r_T		15 m Ω
V_{GT}	$V_D = 6$ V; $T_{VJ} = 25^\circ\text{C}$ $T_{VJ} = -40^\circ\text{C}$	≤ 1.0 V ≤ 1.2 V
I_{GT}	$V_D = 6$ V; $T_{VJ} = 25^\circ\text{C}$ $T_{VJ} = -40^\circ\text{C}$ $T_{VJ} = 125^\circ\text{C}$	≤ 65 mA ≤ 80 mA ≤ 50 mA
V_{GD}	$T_{VJ} = T_{VJM};$ $V_D = 2/3 V_{DRM}$	≤ 0.2 V
I_{GD}	$T_{VJ} = T_{VJM};$ $V_D = 2/3 V_{DRM}$	≤ 5 mA
I_L	$I_G = 0.3$ A; $t_G = 30$ μs ; $di_G/dt = 0.3$ A/ μs ; $T_{VJ} = 25^\circ\text{C}$ $T_{VJ} = -40^\circ\text{C}$ $T_{VJ} = 125^\circ\text{C}$	≤ 150 mA ≤ 200 mA ≤ 100 mA
I_H	$T_{VJ} = 25^\circ\text{C}; V_D = 6$ V; $R_{GK} = \infty$	≤ 100 mA
t_{gd}	$T_{VJ} = 25^\circ\text{C}; V_D = 0.5 V_{DRM}$ $I_G = 0.3$ A; $di_G/dt = 0.3$ A/ μs	≤ 2 μs
t_q	$T_{VJ} = 125^\circ\text{C}; I_T = 15$ A, $t_p = 300$ μs , $V_R = 100$ V	typ. 150 μs
Q_f	$di/dt = -10$ A/ μs , $dv/dt = 20$ V/ μs , $V_D = 2/3 V_{DRM}$	75 μC
R_{thJC}	per thyristor (diode); DC current	1.4 K/W
	per module	0.35 K/W
R_{thJH}	per thyristor (diode); DC current	2.0 K/W
	per module	0.5 K/W

Field Diodes

Symbol	Conditions	Maximum Ratings
I_{FAV}	$T_H = 85^\circ\text{C}$, per Diode	4 A
I_{FAVM}	per diode	4 A
I_{FRMS}	per diode	6 A
I_{FSM}	$T_{VJ} = 45^\circ\text{C};$ $V_R = 0$ V $t = 10$ ms (50 Hz), sine $t = 8.3$ ms (60 Hz), sine	100 A 110 A
	$T_{VJ} = T_{VJM}$ $V_R = 0$ V $t = 10$ ms (50 Hz), sine $t = 8.3$ ms (60 Hz), sine	85 A 94 A
I^2t	$T_{VJ} = 45^\circ\text{C}$ $V_R = 0$ V $t = 10$ ms (50 Hz), sine $t = 8.3$ ms (60 Hz), sine	50 A ² s 50 A ² s
	$T_{VJ} = T_{VJM}$ $V_R = 0$ V $t = 10$ ms (50 Hz), sine $t = 8.3$ ms (60 Hz), sine	36 A ² s 37 A ² s
I_R	$V_R = V_{RRM}$ $T_{VJ} = T_{VJM}$ $T_{VJ} = 25^\circ\text{C}$	1 mA 0.15 mA
V_F	$I_F = 21$ A; $T_{VJ} = 25^\circ\text{C}$	1.83 V
V_{T0}	For power-loss calculations only ($T_{VJ} = 125^\circ\text{C}$)	0.9 V
r_T		50 m Ω
R_{thJC}	per diode; DC current	4.4 K/W
R_{thJH}	per diode; DC current	5.2 K/W

Data according to IEC 60747 and refer to a single thyristor/diode unless otherwise stated.

* for resistive load

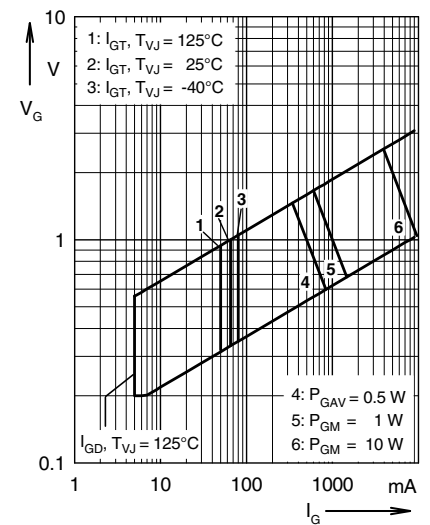


Fig. 1 Gate trigger range

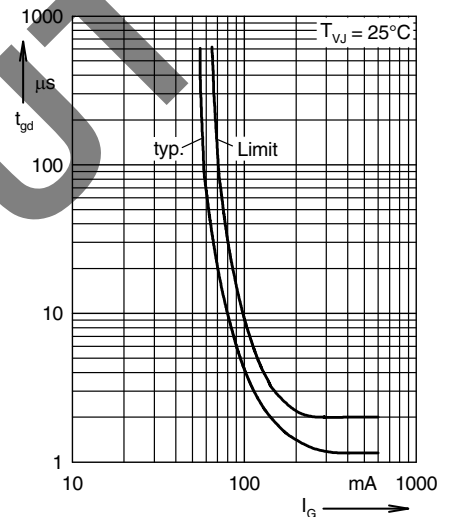


Fig. 2 Gate controlled delay time t_{gd}

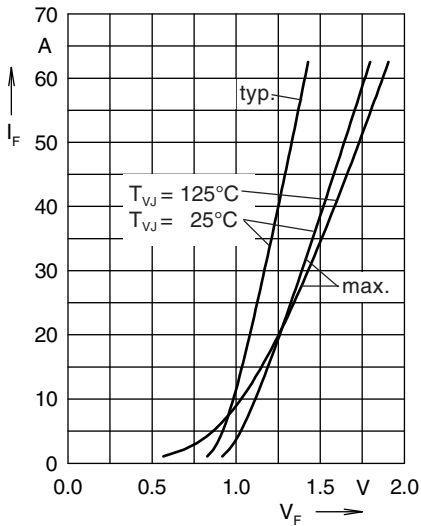


Fig. 3 Forward current vs. voltage drop per diode

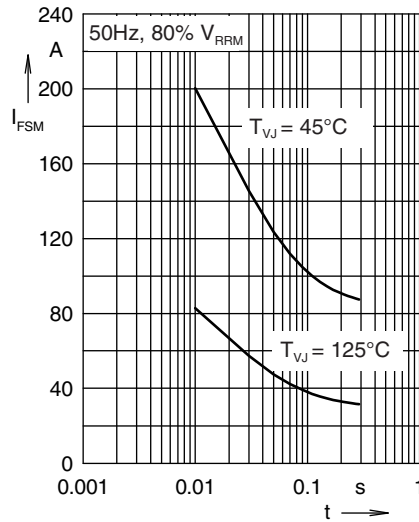


Fig. 4 Surge overload current

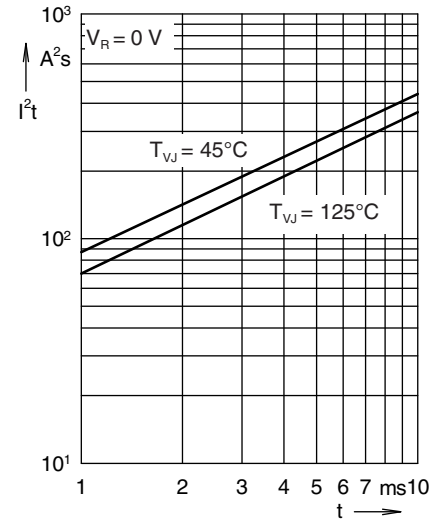


Fig. 5 I^2t versus time per diode

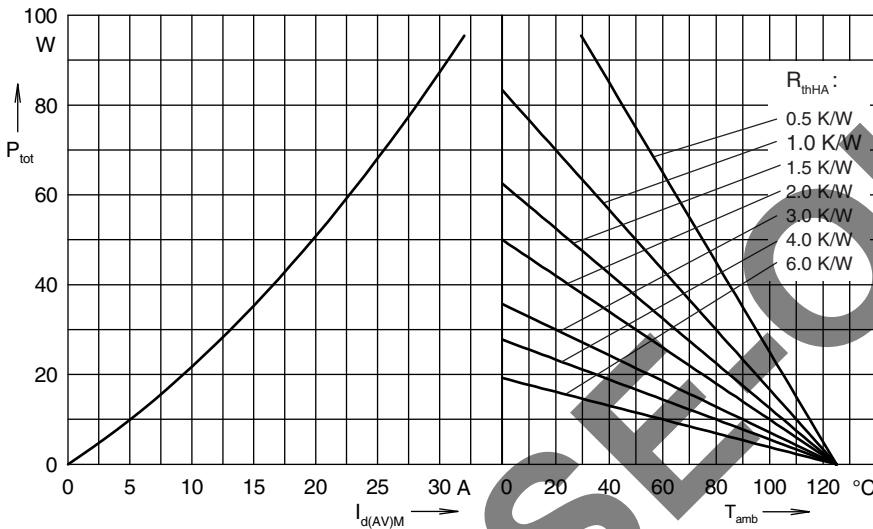


Fig. 6 Power dissipation vs. direct output current and ambient temperature

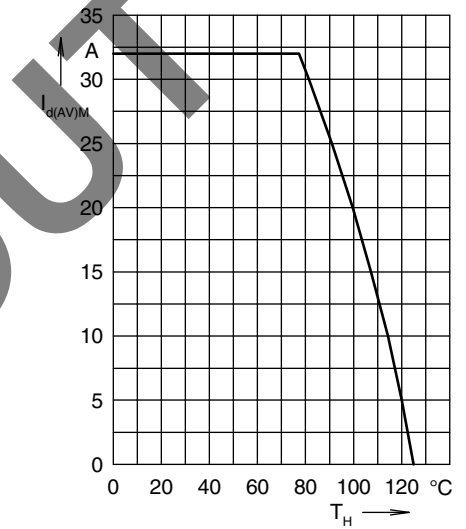


Fig. 7 Max. forward current vs. heatsink temperature

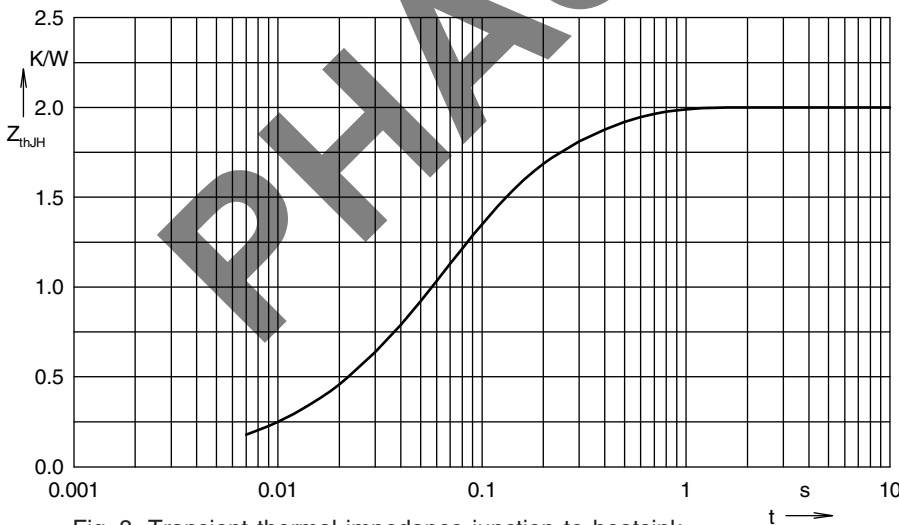


Fig. 8 Transient thermal impedance junction to heatsink

Constants for Z_{thJH} calculation:

i	R_{thi} (K/W)	t_i (s)
1	0.007	0.008
2	0.266	0.05
3	1.127	0.06
4	0.6	0.25

X-ON Electronics

Largest Supplier of Electrical and Electronic Components

Click to view similar products for [SCR Modules](#) category:

Click to view products by [IXYS](#) manufacturer:

Other Similar products are found below :

[DT430N22KOF](#) [T1851N60TOH](#) [T420N12TOF](#) [T470N16TOF](#) [T901N36TOF](#) [TD162N16KOF-A](#) [TD330N16AOF](#) [T300N14TOF](#)
[T390N16TOF](#) [T460N24TOF](#) [TD570N16KOF](#) [TD180N16KOF](#) [VSKE236/16PBF](#) [T1081N60TOH](#) [TT61N08KOF](#) [TT162N08KOF](#)
[T2001N34TOF](#) [T901N35TOF](#) [T1080N02TOF](#) [T360N22TOF](#) [TZ810N22KOF](#) [T420N18TOF](#) [T420N14TOF](#) [TD305N16KOF](#) [T740N26TOF](#)
[T360N24TOF](#) [T430N16TOF](#) [T300N16TOF](#) [TD520N22KOF](#) [TT305N16KOF](#) [TT270N16KOF](#) [TD600N16KOF](#) [T740N22TOF](#) [T640N12TOF](#)
[T470N12TOF](#) [NTE5728](#) [ETZ1100N16P70HPSA1](#) [T430N18TOF](#) [TD700N22KOFHPSA1](#) [T3441N52TOH](#) [T2851N48TOH](#)
[TD820N16KOFHPSA1](#) [MCD501-16IO2](#) [MCD501-18IO2](#) [SK 100 KQ 12](#) [SK 45 UT 16](#) [SKKT 106B12 E](#) [SKKT 27/16E](#) [VS-](#)
[ST180S12P0VPBF](#) [PSET132/16](#)