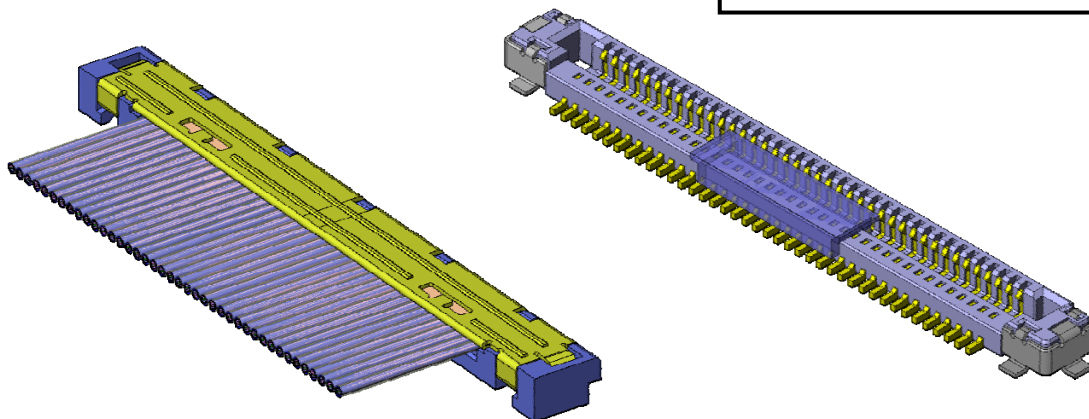




FI-J Series

MB-0143-3

October 2008

RoHS Compliant

The FI-J Series is a thin-wire coaxial connector compatible with 42 and 44 AWG wires, and it is ideally suited for compact devices. The FI-J achieves remarkable space saving on the board and is small enough to pass through a narrow hinge after the harness is assembled.

Features

- Plug side can pass through 3.6mm dia. hinge after harness assembly. (40 position, 42 AWG)
- 2.5mm depth, 21.7mm width (for 40 position), with 1.58mm height when mated
- Stable connection ensured by 0.4mm effective contact length
- Highly reliable structure of supporting the contact points with each contact
- Enhanced connection stability with gold-plated ground contact points on plug and receptacle
- Mis-mating prevention structure
- Compatible with 42 and 44 AWG wires. (Proven harness assembly compliance)
- Receptacle side: Available on embossed tape for automatic mounting
- Receptacle side: Solder migration prevention structure with Ni barrier

General Specifications

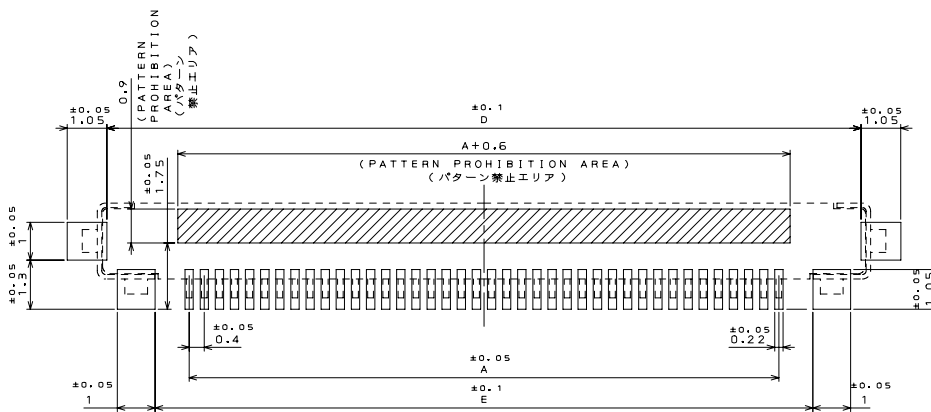
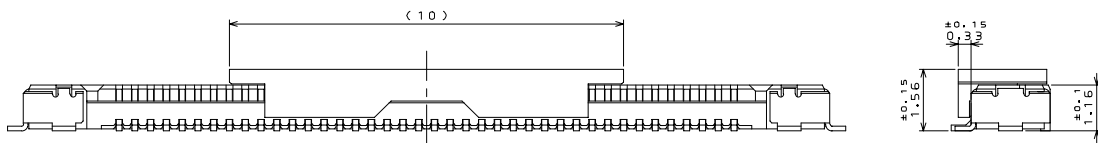
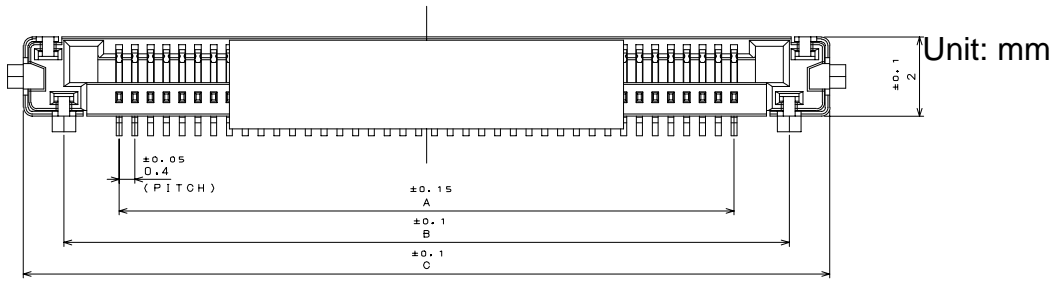
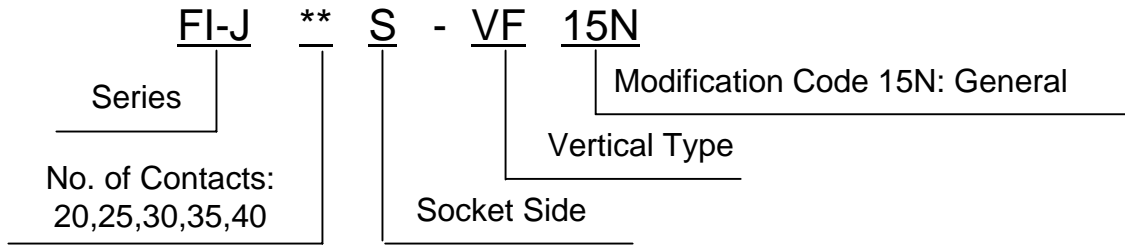

- | | |
|---|--|
| ■No. of contacts : 20, 25, 30, 35, 40 pos. | ■Rated Current: AC, DC each 0.3A per pos. |
| ■Pitch: 0.4mm | ■Rated Voltage: AC, DC each 50V per pos. |
| ■Operating Temperature:
-40 Deg. C to +85 Deg. C | ■Insulation Resistance: 100M ohm min. |
| ■Contact Resistance: 40m ohm max. | ■Dielectric Withstanding Voltage :
AC 250Vr. m.s per minute |
| ■Life Time: 30 times | ■Applicable Cable: 42 to 44 AWG |

Materials and Finishes

Component	Material / Finish
Receptacle(FI-J**S-VF15N)	
Contact	Copper alloy / Contact portion and terminal portion: Au flash plating over Ni
Hold down	Copper alloy / Contact portion and terminal portion: Au flash plating over Ni
Insulator	Heat resistant plastic UL94V-0
Adsorption Insulator	Heat resistant plastic UL94V-0
Plug(FI-J**C5 / FI-J**C2-SH-D)	
Contact	Copper alloy / Contact portion and terminal portion: Au flash plating over Ni
Insulator	Heat resistant plastic UL94V-0
Shell	Stainless steel / Au plating over Ni

Ordering Information

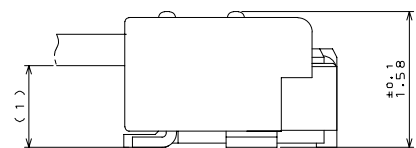
Receptacle Side
Individual Product (SJ104705)



Recommended dimension of board

Dimension Chart


No. OF CONTACTS	20	25	30	35	40
A	7.6	9.6	11.6	13.6	15.6
B	10.4	12.4	14.4	16.4	18.4
C	12.46	14.46	16.46	18.46	20.46
D	11.95	13.95	15.95	17.95	19.95
E	9.4	11.4	13.4	15.4	17.4



Drawing when mated
(for reference)

Ordering Information

Receptacle Side
Embossed Product (SJ104708)



FI-J ** S - VF 15N - R3000

Series

No. of Contacts:
20,25,30,35,40

Embossed Reel 3000pcs.

Modification Code 15N: General

Vertical Type

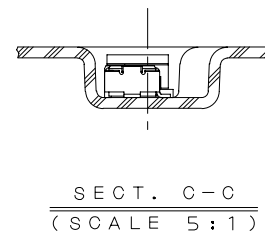
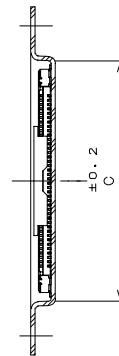
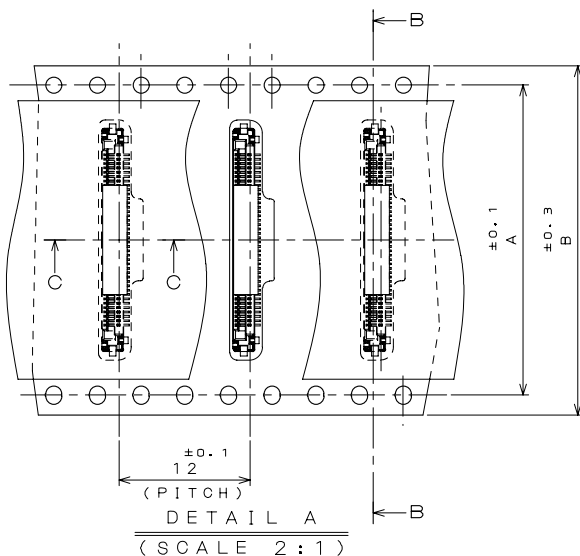
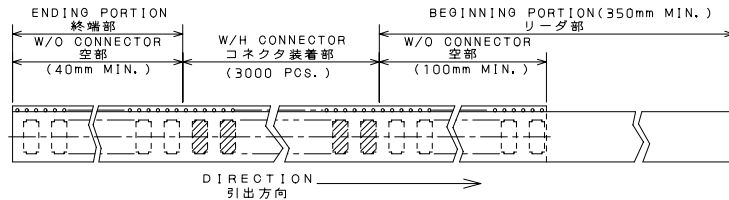
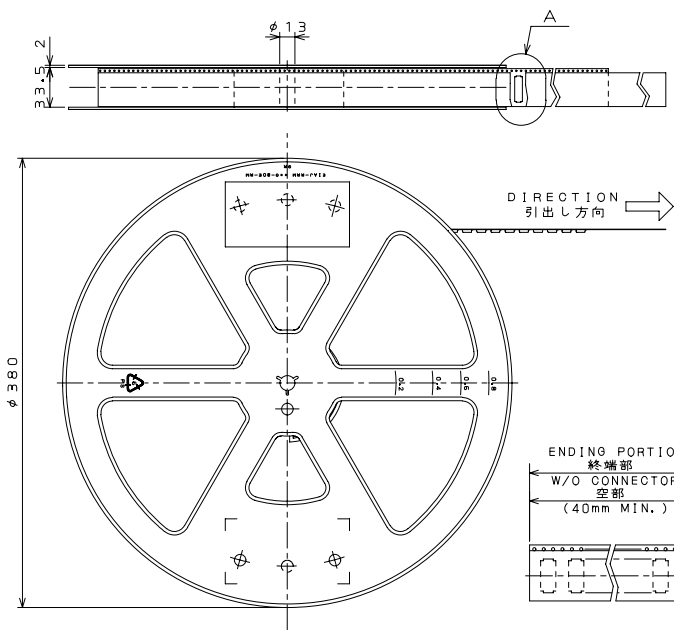
Socket Side

Unit: mm

Dimension chart

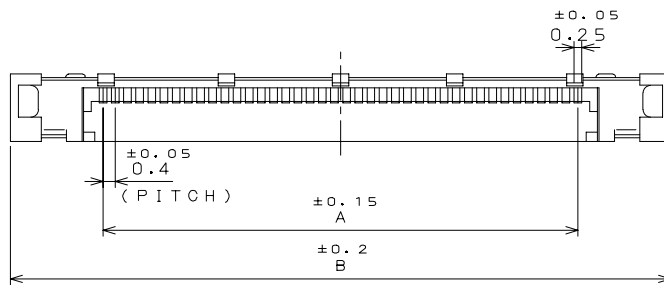
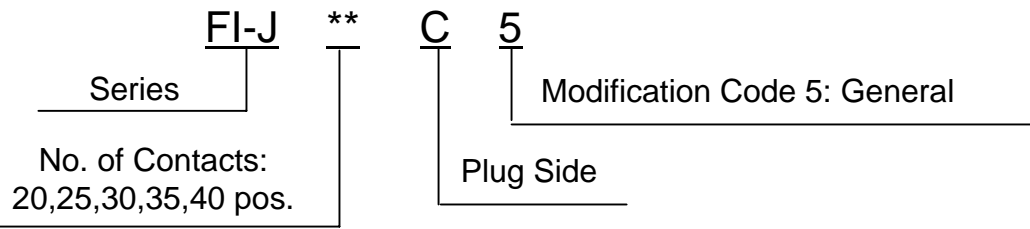
No. OF CONTACTS	20	25	30	35	40
A	—	28.4	28.4	28.4	28.4
B	24	32	32	32	32
C	14	16	18	20	22

* One lane for 20 pos. type is carrier.

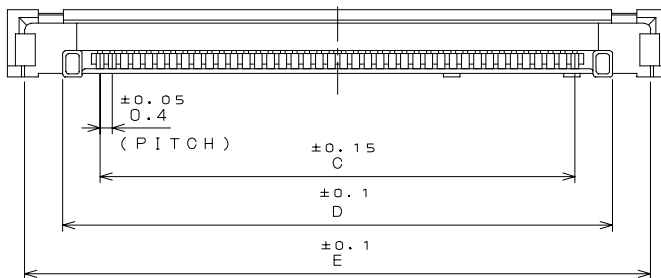
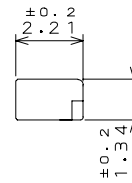
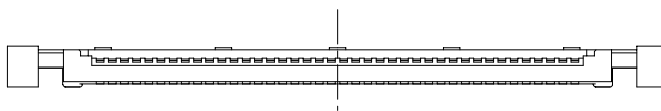


Ordering Information

Plug Side, Insulator (SJ106631)



Unit: mm

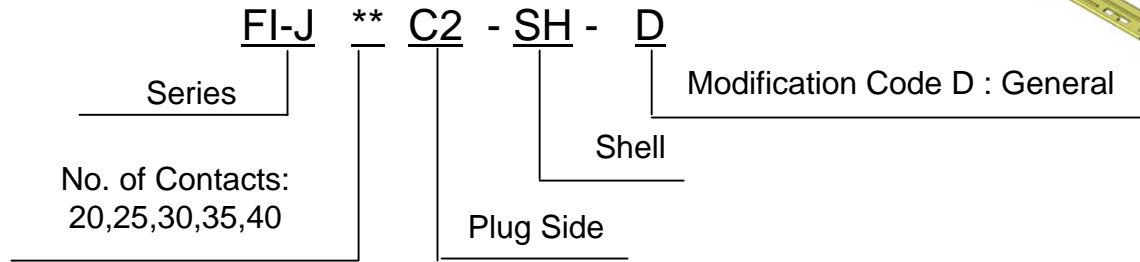


Dimension Chart

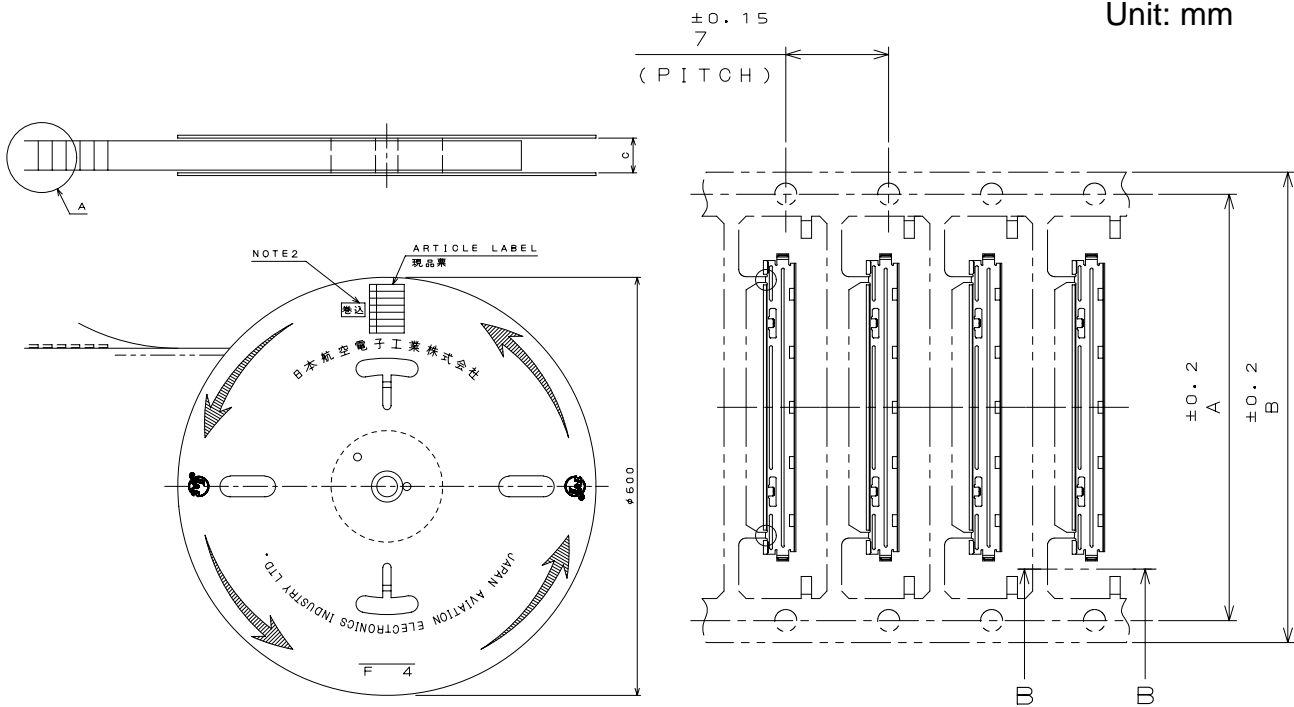
N ^o . OF CONTACTS	20	25	30	35	40
A	7.6	9.6	11.6	13.6	15.6
B	13.7	15.7	17.7	19.7	21.7
C	7.6	9.6	11.6	13.6	15.6
D	10.06	12.06	14.06	16.06	18.06
E	12.56	14.56	16.56	18.56	20.56

Ordering Information

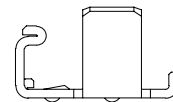
Plug Side, Shell (SJ104707)



Unit: mm



DETAIL A
(SCALE 2:1)



VIEW B-B

Dimension Chart

No. OF CONTACTS	20	25	30	35	40
A	21	23	25	27	29
B	24	26	28	30	32
C	26	32	32	32	40

Related Documents

- Product Specification Chart (JACS): JACS-10217
- Harness Assembly Handling Instructions (JAHL):
JAHL-10217-04
- Connector Handling Instructions (JAHL):
JAHL-10217-20
- Connector Insertion /Extraction Tools:
Drawing No. : SJ713182-00
Part Number: SC-FIJ-1
Handling Instructions: T713182

Japan Aviation Electronics Industry, Limited

Product Marketing Division
Aobadai Building, 3-1-19, Aobadai, Meguro-ku, Tokyo 153-8539
Phone: +81-3-3780-2787 FAX: +81-3-3780-2946

Notice: Products shown in this leaflet are made for the applications listed below. However, if the above-mentioned products are to be used in aerospace devices, marine cable-connection devices, atomic power control systems, medical equipment for life-support systems, or any other specific application requiring extremely high reliability, please contact JAE for further information.
Recommended applications: computers, office machines, measuring devices, telecommunication devices (terminals, mobile devices), AV devices, household applications, FA devices, etc.

X-ON Electronics

Largest Supplier of Electrical and Electronic Components

Click to view similar products for [Headers & Wire Housings](#) category:

Click to view products by [JAE](#) manufacturer:

Other Similar products are found below :

[95000-104TRLF](#) [10135584-644402LF](#) [DF62W-EP2022PCA](#) [95000-106TRLF](#) [DF62W-2022SCA](#) [DF62W-EP2022PC](#) [2203348](#) [DF62W-2022SC](#) [1084018](#) [1029039](#) [1084017](#) [802-10-012-10-002000](#) [1112640](#) [1112639](#) [000-34000](#) [0009482033](#) [0009507031](#) [57102-S06-03LF](#) [57202-S52-04LF](#) [PCN6-15S-2.5E](#) [0039019024](#) [58102-G61-06LF](#) [582553-1](#) [0009508121](#) [0022285053](#) [0050291907](#) [018731A](#) [LY20-4P-DT1-P1E-BR](#) [02.125.8002.8](#) [60101931](#) [60598-1 \(Cut Strip\)](#) [M1625-3R/100](#) [61062-3](#) [61082-181009](#) [636-1427](#) [638009-1](#) [641938-9](#) [641991-4](#) [644168-1](#) [644827-2](#) [647662-1](#) [65039-019ELF](#) [65817-002LF](#) [65817-015LF](#) [65863-015LF](#) [66207-023LF](#) [67016-026LF](#) [67046-001LF](#) [67095-007LF](#) [68002-116](#)