

NEW



0.4mm Pitch, Stacking Type
Board-to-Board (FPC) Connector

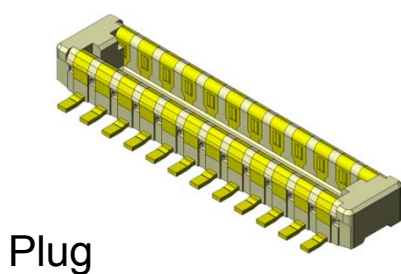
CONNECTOR

MB-0245-4

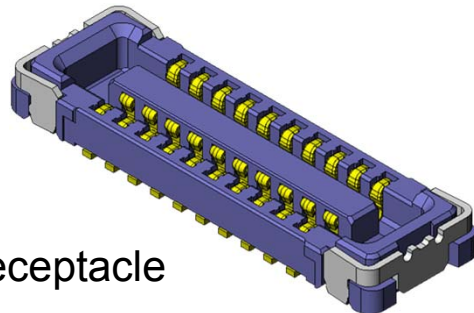
September 2017

WP9 Series

RoHS Compliant



Plug



Receptacle

The WP9 Series is a low-profile stacking type board-to-board (FPC) connector with 0.4mm pitch spacing that is ideal for high-density mounting in slim information communication devices like mobile phones, smartphones, and notebook PC.

Features

- 0.4mm pitch, 2 rows, 0.8mm stacking height and 1.95mm depth.
- Contact structure ensures high wear-resistance and high contact reliability.
- Secure hold-downs prevent insulator breakage and peeling from FPC.
- 2-point contact design to resist twisting stress.
- Pb-free. Ni barrier on contact prevents solder wicking.
- Inspection jig connector for both plug and receptacle are available. (Note 1)
- Signal contact supports 10 Gbps transmission rate.
- Supports MIPI, USB3.1 Gen2, and PCIe Gen3 transmission.

General Specifications

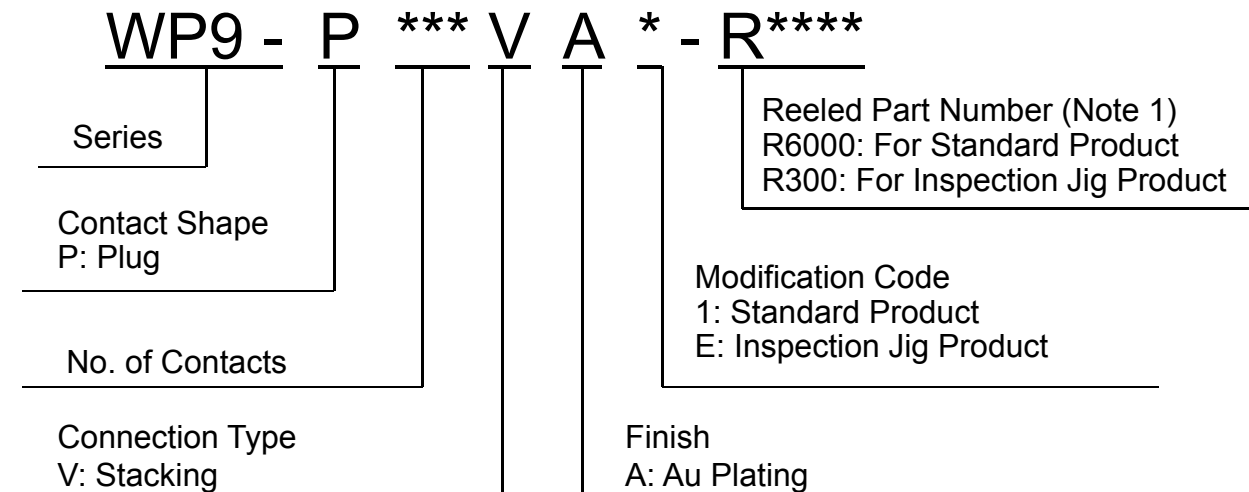
- | | |
|---|---|
| <ul style="list-style-type: none"> ■ Number of Contacts:
10, 14, 20, 24, 30, 32, 40, 60 pos. ■ Pitch: 0.4mm, 2 rows ■ Operating Temperature:
-40 Deg. C to +85 Deg. C ■ Contact Resistance: 70mΩ max (initial) ■ Life Time: 50 mating cycles | <ul style="list-style-type: none"> ■ Rated Current:
AC, DC 0.3A each per terminal ■ Rated Voltage: AC, DC 50V ■ Insulation Resistance: 100MΩ min. (initial) ■ Dielectric Withstanding Voltage:
AC250Vr.m.s for 1 minute |
| <ul style="list-style-type: none"> ■ Total Insertion Force: 1.2N x n max. (n: No. of Positions) ■ Total Extraction Force: 0.15N x n min. (n: No. of Positions) | |

Note 1) Please contact us for specifications of inspection jig connector.

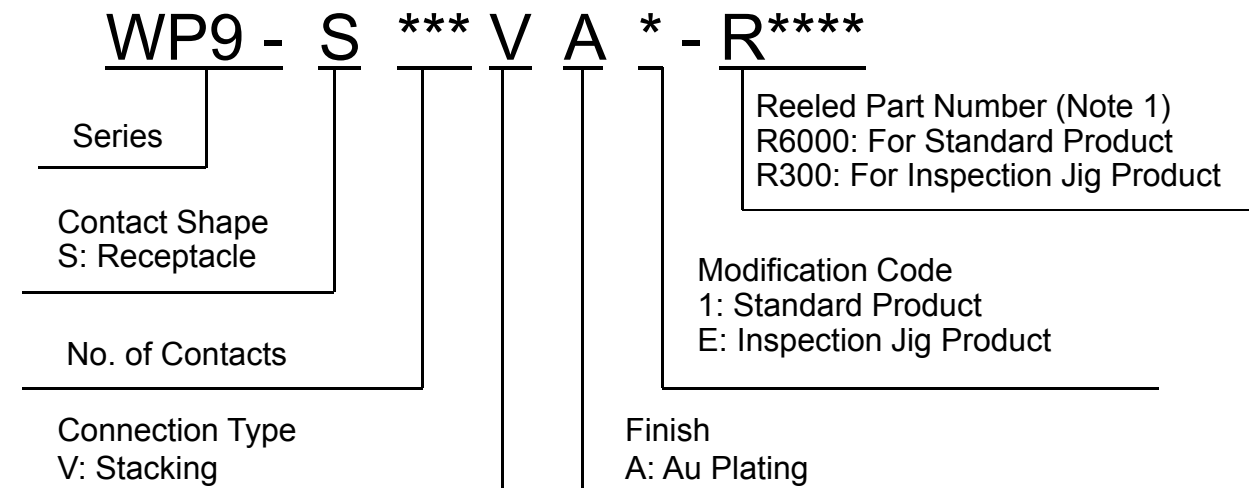
Materials and Finishes

Component	Material / Finish
Contact	Contact area: Cu alloy / Au plating Mounting area: Cu alloy / Au plating
Insulator	Heat-resistant plastic
Hold-down	Plug: Cu alloy / Au plating Receptacle: Cu alloy / Sn plating

Ordering Information (Plug)



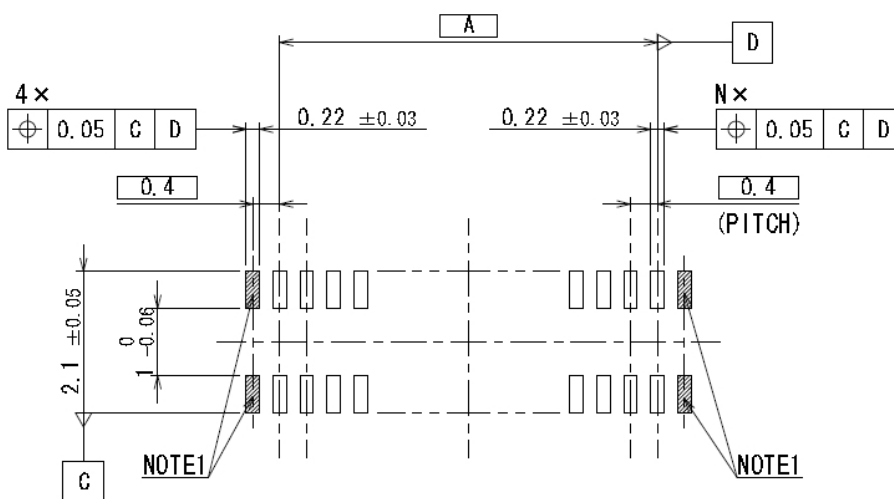
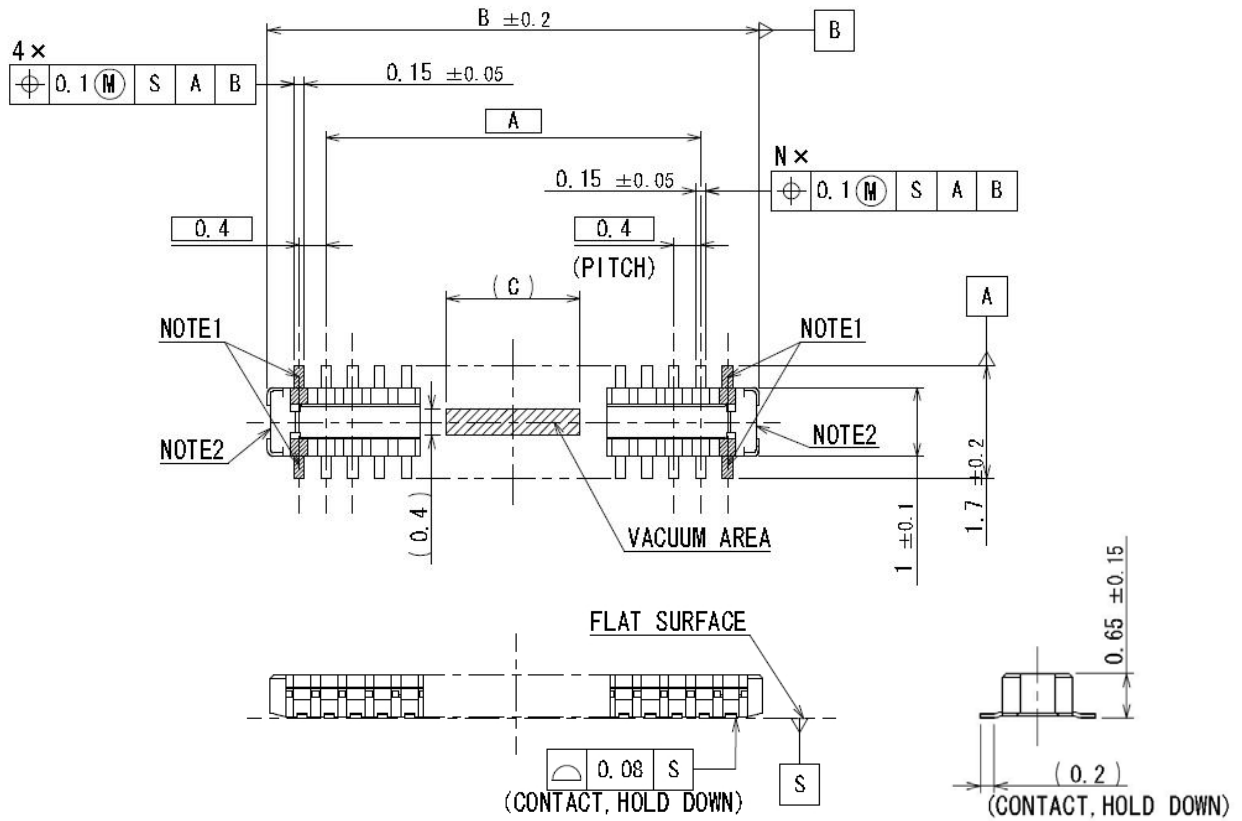
Ordering Information (Receptacle)



Note 1) An embossed tape reel contains 6,000 pieces of standard product, or 300 pieces of inspection jig product. Please contact us for details on embossed tape specifications.

Part Number	WP9-P***VA1
SJ Drawing	SJ111859

WP9 Plug



N (PIN)	A	B	C
10	1.6	3.35	2.0
14	2.4	4.15	2.0
20	3.6	5.35	2.0
24	4.4	6.15	2.0
30	5.6	7.35	5.0
32	6.0	7.75	5.0
34	6.4	8.15	5.0
40	7.6	9.35	5.0
50	9.6	11.35	5.0
60	11.6	13.35	5.0

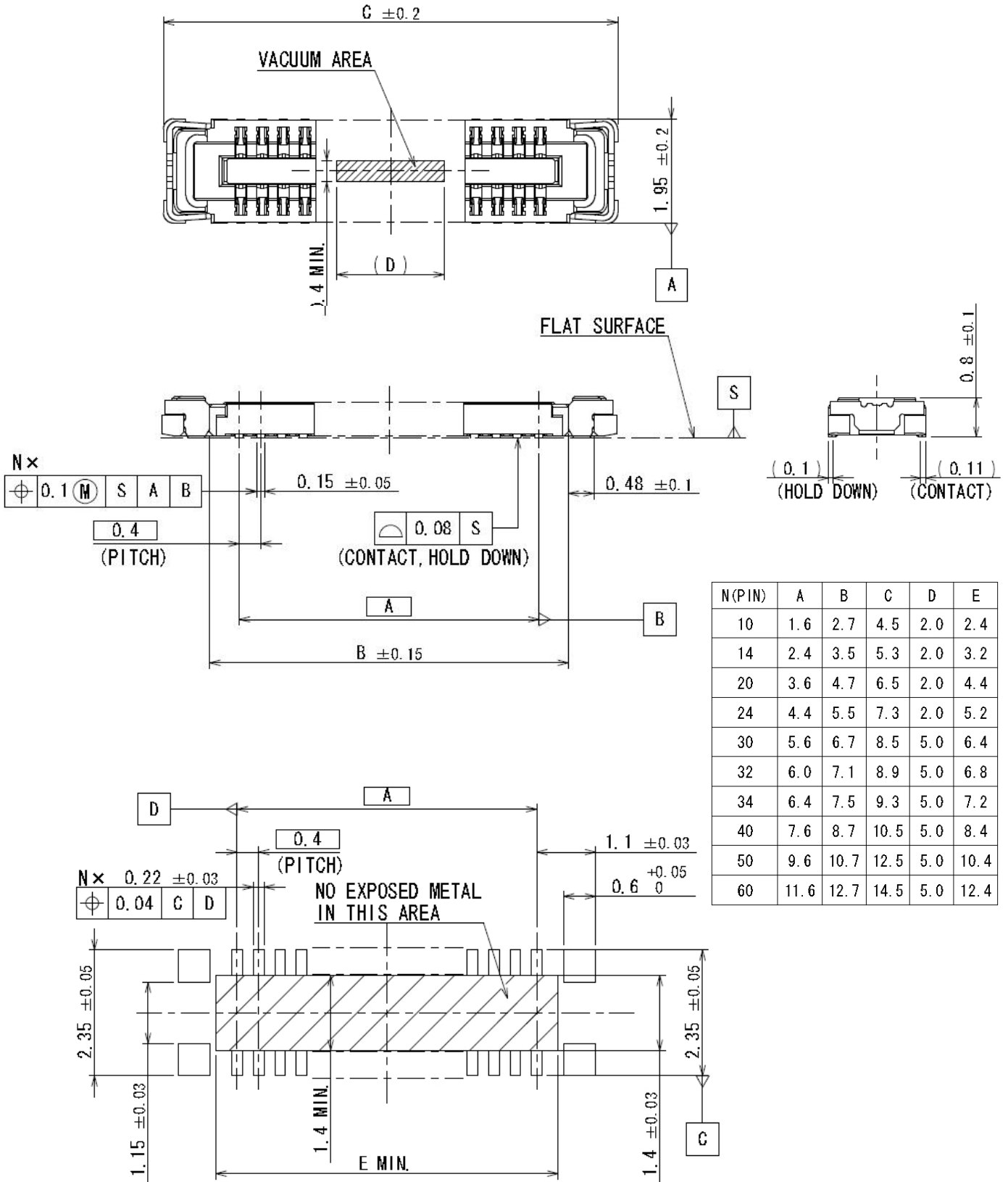
APPLICABLE P. C. B. DIMENSION (REF.)
適合基板寸法 (参考)

Note 1) All four corners are hold-downs. (Not available for electrical connection)
ex. 30 (N) position connector will have 34 (N+4) number of SMT terminals.

Note 2) In some cases there will be no steps in this area on both sides, however
there will be no difference in outer dimensions.

Part Number	WP9-S***VA1
SJ Drawing	SJ111861

WP9 Receptacle



N (PIN)	A	B	C	D	E
10	1.6	2.7	4.5	2.0	2.4
14	2.4	3.5	5.3	2.0	3.2
20	3.6	4.7	6.5	2.0	4.4
24	4.4	5.5	7.3	2.0	5.2
30	5.6	6.7	8.5	5.0	6.4
32	6.0	7.1	8.9	5.0	6.8
34	6.4	7.5	9.3	5.0	7.2
40	7.6	8.7	10.5	5.0	8.4
50	9.6	10.7	12.5	5.0	10.4
60	11.6	12.7	14.5	5.0	12.4

APPLICABLE P. C. B. DIMENSION (REF.)
適合基板寸法 (参考)

Technical Documents

Series	WP9
Drawing Number (Plug)	Individual Product: SJ111859 Embossed Reel: SJ111860
Drawing Number (Receptacle)	Individual Product: SJ111861 Embossed Reel: SJ111862
Specification	JACS-10819
Handling Instruction	JAHL-10819
Summary Report	SR-C-1132

Notice:

1. The values specified in this brochure are only for reference. The products and their specifications are subject to change without notice. Contact our sales staff for further information before considering or ordering any of our products. For purchase, a product specification must be agreed upon.
2. Users are requested to provide protection circuits and redundancy circuits to ensure safety of the equipment, and sufficiently review the suitability of JAE's products to the equipment.
3. The products presented in this brochure are designed for the uses recommended below. We strongly suggest you contact our sales staff when considering use of any of the products in any other way than the recommended applications or for a specific use that requires an extremely high reliability.
 - (1) Applications that require consultation:
 - (i) Please contact us if you are considering use involving a quality assurance program that you specify or that is peculiar to the industry, such as:
Automotive electrical components, train control, telecommunications devices (mainline), traffic light control, electric power, combustion control, fire prevention or security systems, disaster prevention equipment, etc.
 - (ii) We may separately give you our support with a quality assurance program that you specify, when you think of a use such as :
Aviation or space equipment, submarine repeaters, nuclear power control systems, medical equipment for life support, etc.
 - (2) Recommended applications include:
Computers, office appliances, telecommunications devices (terminals, mobile units), measuring equipment, audiovisual equipment, home electric appliances, factory automation equipment, etc.

Japan Aviation Electronics Industry, Limited

Product Marketing Division
Aobadai Building, 3-1-19, Aobadai, Meguro-ku, Tokyo 153-8539
Phone: +81-3-3780-2882 FAX: +81-3-3780-2946

* The specifications in this brochure are subject to change without notice. Please contact JAE for information.

X-ON Electronics

Largest Supplier of Electrical and Electronic Components

Click to view similar products for [Board to Board & Mezzanine Connectors](#) category:

Click to view products by [JAE](#) manufacturer:

Other Similar products are found below :

[589158040000018](#) [MDF7C-18P-2.54DSA\(55\)](#) [FCN-230C068-11](#) [FCN-268F012-G/BD](#) [FCN-268F036-G/BD](#) [FCN-268M012-G/0D](#) [FCN-268M024-G/1D](#) [FCN-723J004/1](#) [MIS-048-01-F-D-DP-K](#) [832-10-034-10-001000](#) [FX4C-80S-1.27DSA](#) [FCN-214Q030-G/0](#) [FCN-234P048-G/0](#) [FCN-235D050-G/C](#) [210-93-314-41-105000](#) [2-22603-0](#) [MDF7-40DP-2.54DSA\(55\)](#) [AXG720047](#) [MIT-114-03-F-D-K](#) [55323-1519](#) [DF33-2P-3.3DSA\(24\)](#) [YFT-20-05-H-03-SB-K](#) [503308-3040](#) [026-6203-PDB](#) [027-6203-PDB](#) [069159702701000](#) [10123981-102LF](#) [101A10019X](#) [55650-0588-C](#) [68682-310LF](#) [68684-306](#) [75140-7012](#) [87471-650](#) [YTW-30-07-H-Q-410-140](#) [FCN-268F024-G0D](#) [10124054-515LF](#) [68685-603](#) [8-1616154-3](#) [MIS-019-01-F-D](#) [FCN-268M024-G/3D](#) [FCN-268M036-G/BD](#) [20021832-06016C1LF](#) [KX15-20KLDL-E1000E](#) [AXE810124](#) [FCN-214J100-G/0](#) [FCN-230C068-E/S](#) [AXE812124](#) [AXE816124](#) [AXE720127](#) [354184](#)