

为您的产品保驾护航

PRODUCT DATASHEET

Nano Fuse · Surface Mount

JFC0402FS FAST ACTING FUSE



Description

JFC0402FS Series are fast acting fuse, The chip fuses set the industry standard for performance, reliability and quality. The solder-free design provides excellent on-off and temperature cycling characteristics and also makes our chip fuses more heat and shock tolerant than typical subminiature fuses.

Features

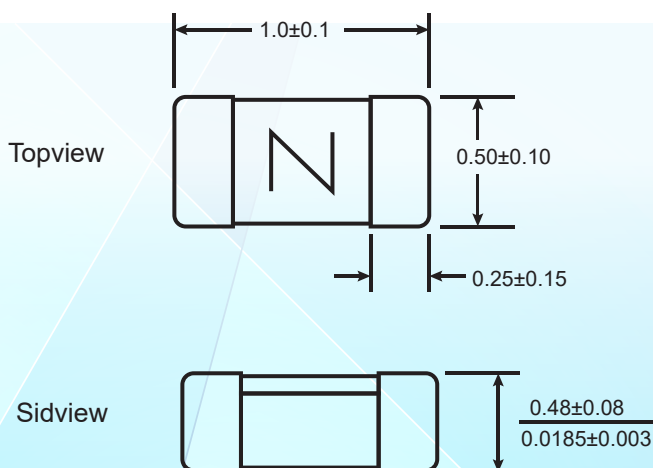
- Fast acting for excessive current
- Compatible with reflow and wave solder
- Ceramic and glass construction
- Excellent environmental integrity
- One time positive disconnect
- Lead Free and Halogen free material

Electrical Characteristics

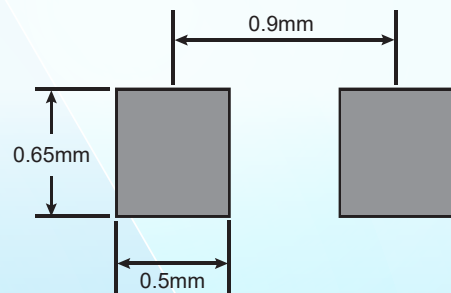
Rated Current	1.0In	2.5In	3.5In
1A~4A	4 hour min.	5 sec max.	-
200mA~750mA		-	5 sec max.

Dimensions

Drawing not to scale (Unit:mm/inch)



Recommended land pattern:



Print solder in thickness of 0.08mm to 0.10mm

Performance Specifications

Part No.	Rated Current (A)	Rated Voltage DC	Interrupting Rating*	Resistance (mΩ) Typ**	Typical Melt I ² t (A ² sec)***
JFC0402-0200FS	0.20	32V	35A	2250	0.0006
JFC0402-0250FS	0.25			1500	0.0010
JFC0402-0315FS	0.315			1000	0.0014
JFC0402-0375FS	0.375			780	0.0018
JFC0402-0500FS	0.50			500	0.0043
JFC0402-0750FS	0.75			220	0.0110
JFC0402-1100FS	1.00			130	0.040
JFC0402-1125FS	1.25			100	0.048
JFC0402-1150FS	1.50			78	0.060
JFC0402-1200FS	2.00			40	0.130
JFC0402-1250FS	2.50			24	0.200
JFC0402-1300FS	3.00			18	0.330
JFC0402-1350FS	3.50			14	0.450
JFC0402-1400FS	4.00			11	0.600

* DC Interrupting Rating (Measured at rated voltage, time constant of less than 50 microseconds, battery source)

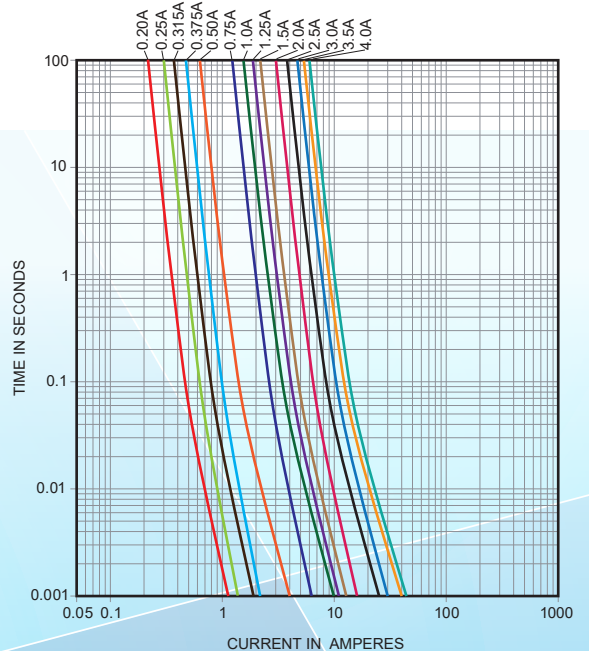
** DC Cold Resistance are measured at <10% of rated current in ambient temperature of 25°C

*** Typical Melting I²t (Measured with a battery bank at rated DC voltage, Measured at 1ms open time, time constant of calibrated circuit less than 50 microseconds).

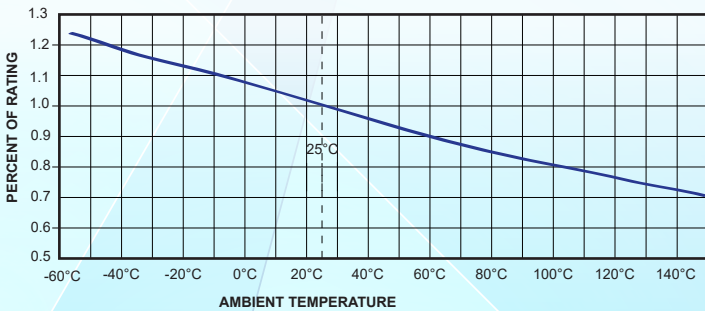
Environmental Characteristic

- Normal ambient temperature: 23+/-3°C
- Operating temperature: -55°C ~ 150°C, with proper correction factor applied.

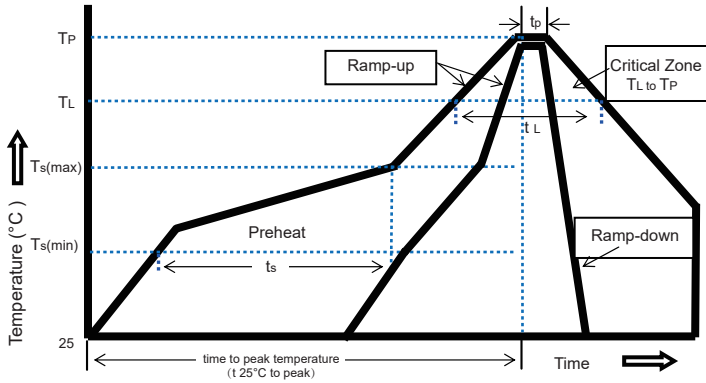
Average Time-Current Curve



Temperature Derating Curve



Soldering Parameters



Profile Feature		Lead(Pb) free solder
Preheat and soak	Temperature min (T_{smin})	150°C
	Temperature max (T_{smax})	200°C
	Time (T_{smin} to T_{smax})(t_s)	60-120 Secs
Average ramp up rate T_{smax} to T_p		3°C/Secs Max
Liquidous temperature(T_L)		217°C
Time at liquidous(t_L)		60-150 Secs
Peak package body temperature (T_p)		260°C
Time (t_p) within 5°C of the specified calssification temperaturea(T_c)		30 Secs
Average ramp-down rate (T_p to T_{smax})		6°C/Secs Max
Time (25°C to Peak Temperature)		8 Minutes Max

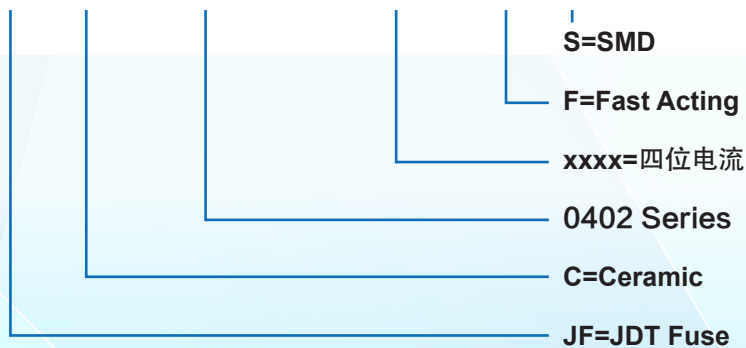
Soldering Method		Parameter
Wave solder	Reservoir temperature	260°C
	Time in reservoir	10 Secs max
Infrared reflow	Temperature	260°C
	Time	30 Secs max

Packing

No.	Quantity &Packaging Code
JFC0402FS	10000 fuses/reel (8mm tape-and-reel on a 7 inch (178mm) reel per EIA Standard 481)

Part Numbering System

JF C 0402 - xxxx F S



OTHERS

- If in use beyond the requirements of the specifications, must pass through the mutual confirmation !
- If the specification is not appropriate, must through consultation between the two sides and by the company to modify.
- It could be in conformance with another file which made by our company.

X-ON Electronics

Largest Supplier of Electrical and Electronic Components

Click to view similar products for [Surface Mount Fuses](#) category:

Click to view products by [JDT](#) manufacturer:

Other Similar products are found below :

[FHC20402ADTP](#) [NFVC6125S0R50TRF](#) [SFT-125MA](#) [TF16SN2.00TTD](#) [7010.9810.57](#) [FCC16501ABTP](#) [FCC16102ABTP](#) [FHC16322ADTP](#)
[0308.250UR](#) [0308.375UR](#) [0308.500UR](#) [0308.750UR](#) [0308001.UR](#) [030801.5UR](#) [FCC16202ABTP](#) [F0603G0R03FNTR](#) [SKY87604-12](#)
[SKY87604-11](#) [SKY87604-13](#) [3404.0110.22](#) [7010.9962.63](#) [R451003.L](#) [R451.500L](#) [R451001.L](#) [3-103-119](#) [3-103-123](#) [24T 7A250V](#)
[CLM1612P1412](#) [TB60](#) [24T 5A250V](#) [06 100.4](#) [24T 1A250V](#) [932-1.25A/250V](#) [TBF50](#) [4F3.15A250V](#) [TBF40](#) [2010T315mA250V](#)
[4F2.5A250V](#) [SCT1A](#) [SGB091](#) [9321100278](#) [522-5A/250V](#) [0154002.DRL](#) [0154008.DRL](#) [0154.125DRL](#) [0154.250DRL](#) [0154.500DRL](#)
[189140.1,25](#) [189140.0,8](#) [189140.0,4](#)