

为您的产品保驾护航

PRODUCT DATASHEET

Nano Fuse · Surface Mount


JFC2410 慢断



SCOPE

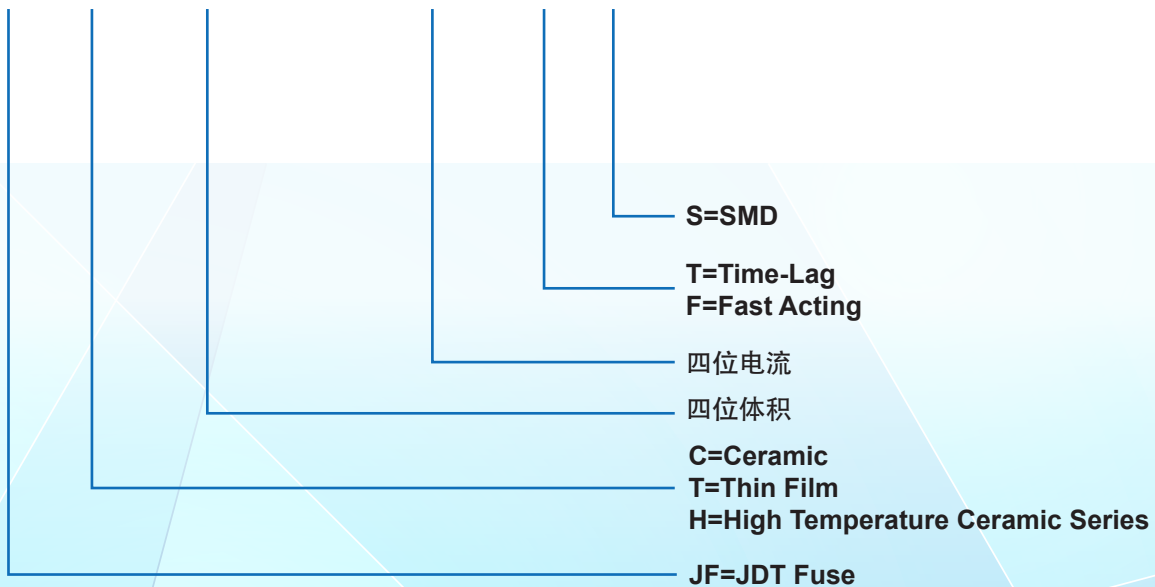
- Notebook PC
- LCD/PDF TV
- LCD/PDP panel
- LCD monitor
- LCD backlight inverter
- Portable DVE player
- Power supply
- Networking
- PC server
- Cooling fan system
- Storage system
- Telecom system
- Wireless base station
- White goods
- Game console
- Automotive
- Battery charging circuit
- Office Automation
- Industrial equipment
- Medical equipment

Agency Approvals

AGENCY	AGENCY FILE NUMBER
	E486200

PART NUMBERING

JF C xxxx - xxxx T S



RATED CURRENT AND RATED VOLTAGE

- Rated Current 50mA—15A
- Rated Voltage 250V AC (20A-30A:72V AC)

MARKING

The fuses shall have the following marking

- Manufacturing factory mark & logo :
 - Rated Current(A):_mA / _A
 - Electrical characteristics: T
- Note
There is no provision on label size and position

APPEARANCES AND CONFIGURATION

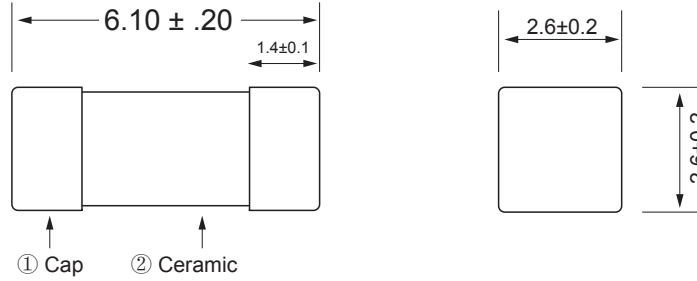
- Appearance : No significant stains, rust or crack, mark should be easy to recognize.
- Shape: Surface Mount Fuse

Performance Specification

Part Number	Rated Current (A)	Max Voltage Rating(V)	Interrupting Rating	Nominal Cold Resistance (ohms)	Nominal Melting I ² t (A ² sec)
JFC2410-0500TS	0.50	250V	50A@250V	0.7000	0.240
JFC2410-0750TS	0.75			0.3600	0.904
JFC2410-1100TS	1.00			0.2250	1.98
JFC2410-1150TS	1.50			0.0930	3.65
JFC2410-1200TS	2.00			0.0625	8.20
JFC2410-1250TS	2.50			0.0450	15.0
JFC2410-1300TS	3.00			0.0340	20.16
JFC2410-1350TS	3.50			0.0224	26.53
JFC2410-1400TS	4.00			0.0186	34.40
JFC2410-1500TS	5.00			0.0136	53.72
JFC2410-1600TS	6.00			0.0123	84.58
JFC2410-1630TS	6.30			0.0115	95.32
JFC2410-1700TS	7.00			0.0105	123.83
JFC2410-1800TS	8.00			0.0088	137.34
JFC2410-2100TS	10.0			0.0073	187.45
JFC2410-2120TS	12.0			0.0061	260.46
JFC2410-2150TS	15.0			0.0038	320.65
JFC2410-2200TS	20.0	72V	500A@72V	0.0023	210
JFC2410-2250TS	25.0			0.0017	400
JFC2410-2300TS	30.0			0.0012	900

OUTLINE DRAWING AND STRUCTURE

- Outline Drawing and dimensions (unit : mm)



- Structure

NO.	Component	Material	Quantity
①	Cap	Silver Plated Brass	2
②	Body	Ceramic tube	1

PRODUCT CHARACTERISTICS

No.	Item	Contain	Reference standard
1	Insulation Resistance	10,000 ohms minimum	MIL-STD-202G, Method 302 Test Condition A
2	Solderability	T=235°C ± 5°C, t=5+0/-0.5s, Cover ≥ 95%	MIL-STD-202G, Method 208H
3	Resistance to Soldering Heat	10 sec at 260°C	MIL-STD-202G, Method 210F Test Condition B
4	Thermal Shock	5 cycles, -65°C to 125°C, 15 minutes @ each extreme	MIL-STD-202G, Method 107G Test Condition B
5	Mechanical Shock	100G's peak for 6 milliseconds, 3 cycles	MIL-STD-202G, Method 213B Test 1
6	Vibration	0.03" amplitude, 10-55 Hz in 1 min. 2hrs each XYZ=6hrs	MIL-STD-202G, Method 201A
7	Moisture Resistance	10 cycles	MIL-STD-202G, Method 106G
8	Salt spray	48hrs	MIL-STD-202G, Method 101E Test Condition B

ELECTRICAL CHARACTERISTICS

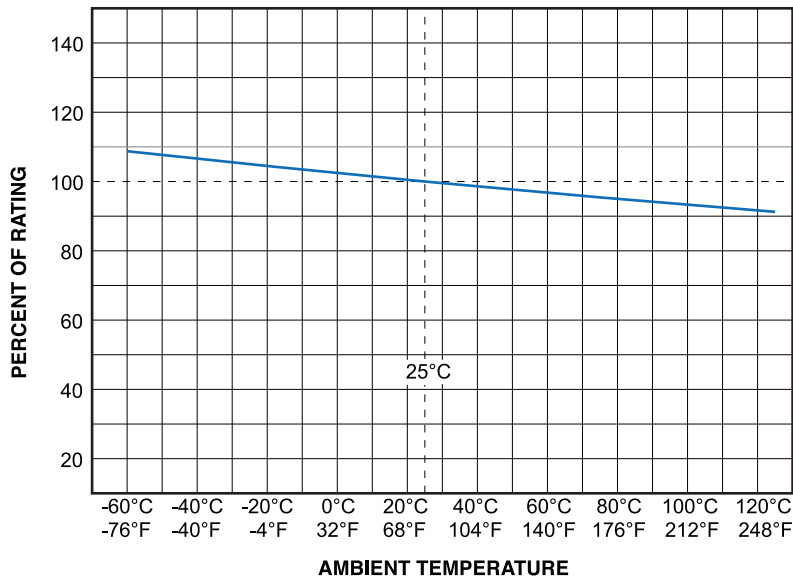
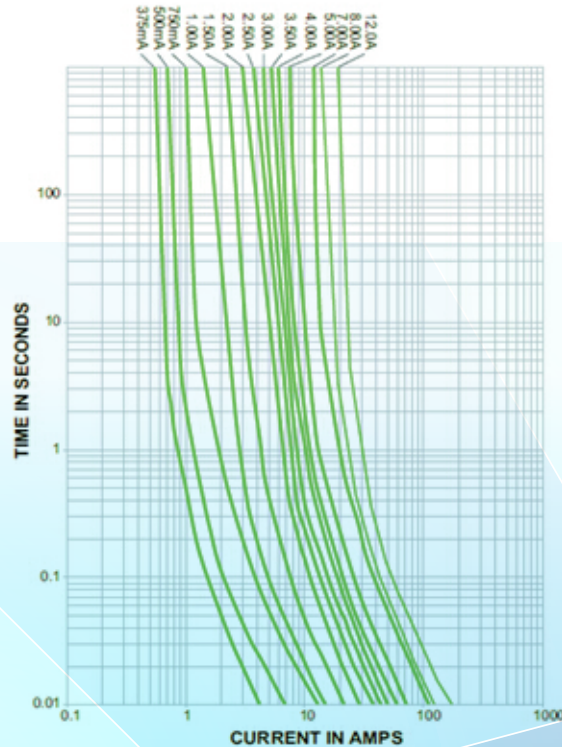
- Pre-Arcing Time / Current Characteristics:

Ampere Rating	% of Ampere Rating	Opening Time
50mA – 30A	100%	4 hours, Minimum
	200%	1s Minimum 60s Maximum
	300%	0.2 s Minimum 3s Maximum
	800%	0.02s Minimum 0.1s Maximum

- Breaking Capacity
50mA-15A : 50A@250V AC
20A-30A:500A@72V AC

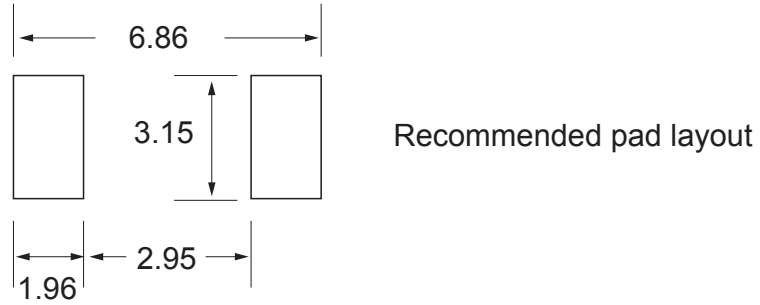
ENVIRONMENTAL CHARACTERISTIC

- Operating temperature range : -55°C to 125°C
- Company operating temperature of the environment more than $25\pm 5^{\circ}\text{C}$, in the selection of fuse specifications, it needs to consider the impact of the operating environment of the temperature fuse. Photo: temperature derating curve.

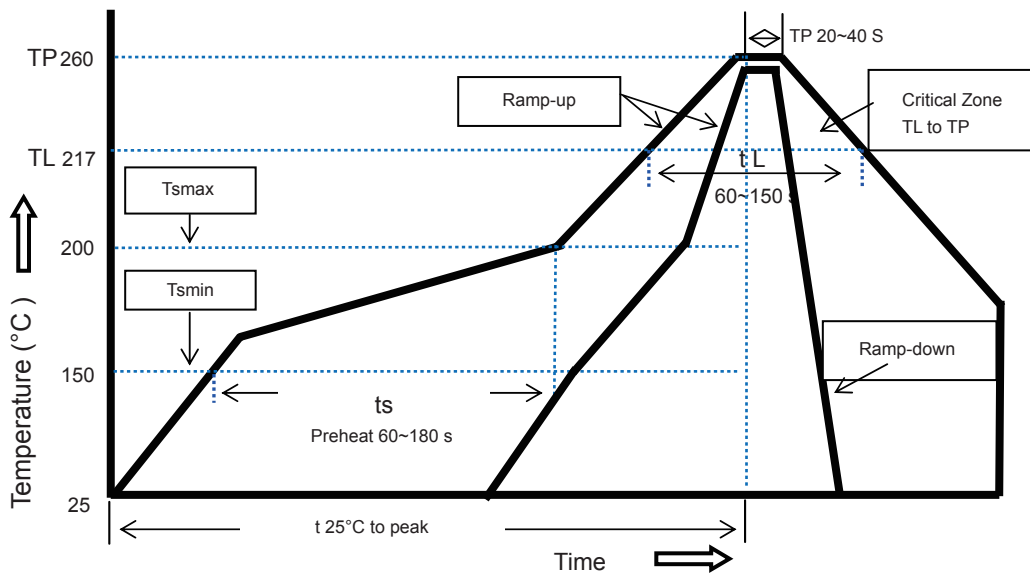
Temperature Derating Curve

Average Time-Current Curve


INSTALLATION WAY AND PARAMETERS

- Propose that the following picture installation way is installed and satisfied the required size.



- Recommended Customer Soldering Parameters



	Reflow Condition	Pb-Free assembly
Preheating	Temperature Min Ts(min)	150 C
	Temperature Max Ts(max)	200 C
	Time Max	120 secs
Soldering	Temperature (TL)(Liquidus)	260 C
	Time Max (TL)	60 secs
	Temperature (TP)	Max 260 C
	Time Max (TP)	10 secs

OTHER NOTICE IN USED

- It could be in conformance with another file which made by our company.

PACKING

- Packing Quantity
- 1000 fuses each disc

OTHERS

- If in use beyond the requirements of the specifications, must pass through the mutual confirmation!
- If the specification is not appropriate, must through consultation between the two sides and by the company to modify.

X-ON Electronics

Largest Supplier of Electrical and Electronic Components

Click to view similar products for [Surface Mount Fuses](#) category:

Click to view products by [JDT](#) manufacturer:

Other Similar products are found below :

[FHC20402ADTP](#) [NFVC6125S0R50TRF](#) [SFT-125MA](#) [TF16SN2.00TTD](#) [FCC16501ABTP](#) [FCC16102ABTP](#) [FHC16322ADTP](#) [0308.250UR](#)
[0308.375UR](#) [0308.750UR](#) [0308001.UR](#) [030801.5UR](#) [F0603G0R03FNTR](#) [SKY87604-12](#) [SKY87604-11](#) [SKY87604-13](#) [R451003.L](#)
[R451.500L](#) [R451001.L](#) [3-103-119](#) [3-103-123](#) [CF12V6T2R0](#) [ABB-A 25A 500V](#) [PSFB-1.6A](#) [PSFB-2.5A](#) [PSFA-1.6A](#) [PSFB-1A](#) [2410FA-5A](#)
[SGB401](#) [SGB075](#) [MTS2200A](#) [0154002.DRL](#) [0154008.DRL](#) [0154.500DRL](#) [189140.1,25](#) [189140.0,8](#) [189140.0,4](#) [189140.0,63](#) [189140.0,25](#)
[0402FA-R200](#) [0402SFF150F/24-2](#) [0435.250KRHFS](#) [0468003.WR](#) [0494001.NRHF](#) [0494002.NRHF](#) [0494003.NRHF](#) [049402.5NRHF](#)
[049403.5NRHF](#) [0494.250NRHF](#) [0494.375NRHF](#)