



为您的产品保驾护航

PRODUCT DATASHEET

Nano Fuse · Surface Mount


JFC2410 快断



SCOPE

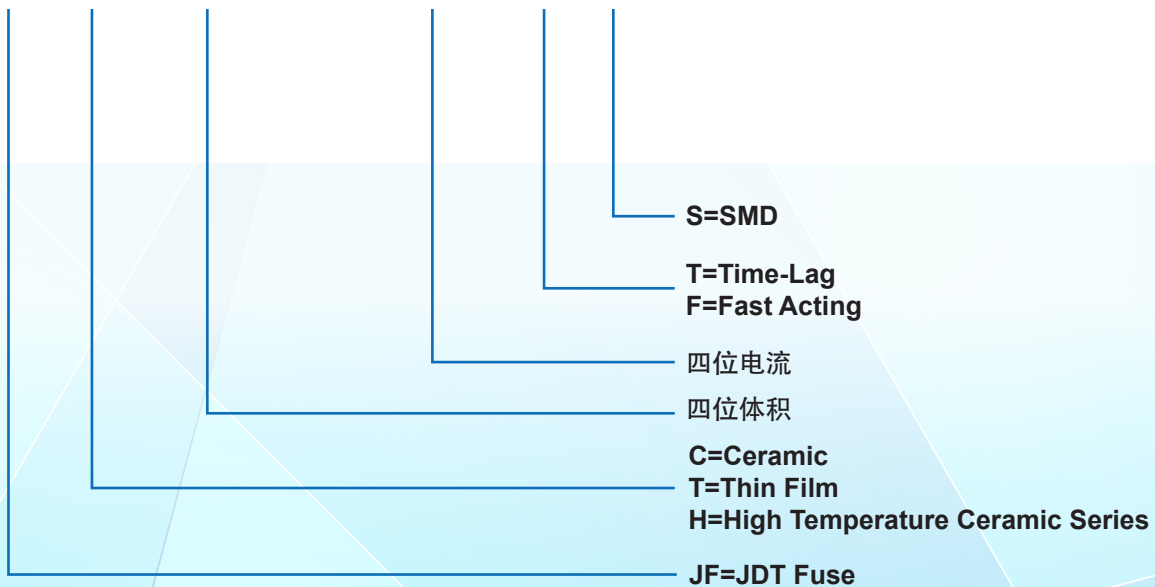
- Notebook PC
- LCD/PDF TV
- LCD/PDP panel
- LCD monitor
- LCD backlight inverter
- Portable DVE player
- Power supply
- Networking
- PC server
- Cooling fan system
- Storage system
- Telecom system
- Wireless base station
- White goods
- Game console
- Automotive
- Battery charging circuit
- Office Automation
- Industrial equipment
- Medical equipment

Agency Approvals

AGENCY	AGENCY FILE NUMBER
	E486200

PART NUMBERING

JF C xxxx - xxxx F S



RATED CURRENT AND RATED VOLTAGE

- Rated Current 10mA—30A
- Rated Voltage 250V AC (20A-30A:72V AC)

MARKING

The fuses shall have the following marking

- Manufacturing factory mark &logo :
 - Rated Current(A):_mA / _A
 - Electrical characteristics: F
- Note
There is no provision on label size and position

APPEARANCES AND CONFIGURATION

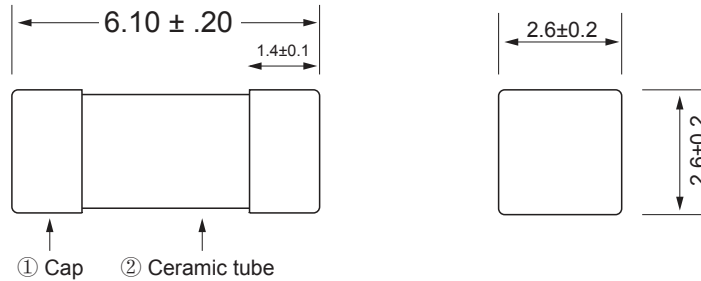
- Appearance : No significant stains, rust or crack, mark should be easy to recognize.
- Shape: Surface Mount Fuse

Performance Specification

Part Number	Rated Current (A)	Max Voltage Rating(V)	Interrupting Rating	Nominal Cold Resistance (ohms)	Nominal Melting I ² t (A ² sec)
JFC2410-0100FS	0.10	250V	50A@250V	3.1000	0.00138
JFC2410-0500FS	0.50			0.4200	0.0795
JFC2410-0750FS	0.75			0.2450	0.185
JFC2410-1100FS	1.00			0.1530	0.459
JFC2410-1150FS	1.50			0.0630	0.853
JFC2410-1200FS	2.00			0.0367	0.530
JFC2410-1250FS	2.50			0.0286	1.029
JFC2410-1300FS	3.00			0.0227	1.650
JFC2410-1350FS	3.50			0.0200	2.469
JFC2410-1400FS	4.00			0.0160	3.152
JFC2410-1500FS	5.00			0.0125	5.566
JFC2410-1600FS	6.00			0.0108	8.670
JFC2410-1630FS	6.30			0.0096	9.170
JFC2410-1700FS	7.00			0.0090	10.32
JFC2410-1800FS	8.00			0.0077	20.23
JFC2410-2100FS	10.0			0.0056	26.46
JFC2410-2120FS	12.0			0.0049	47.97
JFC2410-2150FS	15.0			0.0037	97.82
JFC2410-2200FS	20.0	72V	500A@72V	0.0023	210
JFC2410-2250FS	25.0			0.0017	400
JFC2410-2300FS	30.0			0.0012	900

OUTLINE DRAWING AND STRUCTURE

- Outline Drawing and dimensions (unit : mm)



- Structure

NO.	Component	Material	Quantity
①	Cap	Silver Plated Brass	2
②	Body	Ceramic tube	1

PRODUCT CHARACTERISTICS

No.	Item	Contain	Reference standard
1	Insulation Resistance	10,000 ohms minimum	MIL-STD-202G, Method 302 Test Condition A
2	Solderability	T=235°C ± 5°C, t=5+0/-0.5s, Cover ≥ 95%	MIL-STD-202G, Method 208H
3	Resistance to Soldering Heat	10 sec at 260°C	MIL-STD-202G, Method 210F Test Condition B
4	Thermal Shock	5 cycles, -65°C to 125°C, 15 minutes @ each extreme	MIL-STD-202G, Method 107G Test Condition B
5	Mechanical Shock	100G's peak for 6 milliseconds, 3 cycles	MIL-STD-202G, Method 213B Test 1
6	Vibration	0.03" amplitude, 10-55 Hz in 1 min. 2hrs each XYZ=6hrs	MIL-STD-202G, Method 201A
7	Moisture Resistance	10 cycles	MIL-STD-202G, Method 106G
8	Salt spray	48hrs	MIL-STD-202G, Method 101E Test Condition B

ELECTRICAL CHARACTERISTICS

- Pre-Arcing Time / Current Characteristics:

Ampere Rating	% of Ampere Rating	Opening Time
10mA – 30A	100%	4 hours, Minimum
	200%	5 sec, Maximum

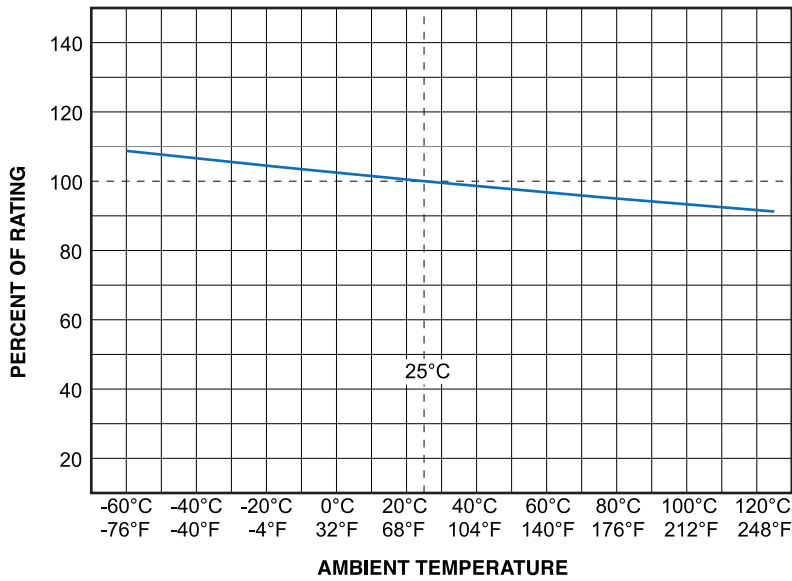
- Breaking Capacity

10mA-15A : 50A@250V AC/50A@125V AC
 20A-30A:500A@72V AC

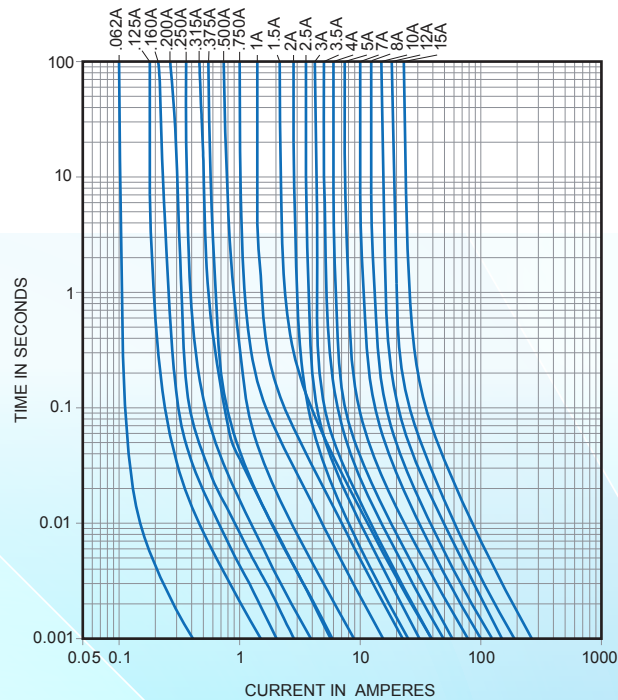
ENVIRONMENTAL CHARACTERISTIC

- Operating temperature range : -55℃ to 125℃
- Company operating temperature of the environment more than 25+/-5℃ , in the selection of fuse specifications, it needs to consider the impact of the operating environment of the temperature fuse. Photo: temperature derating curve.

Temperature Derating Curve

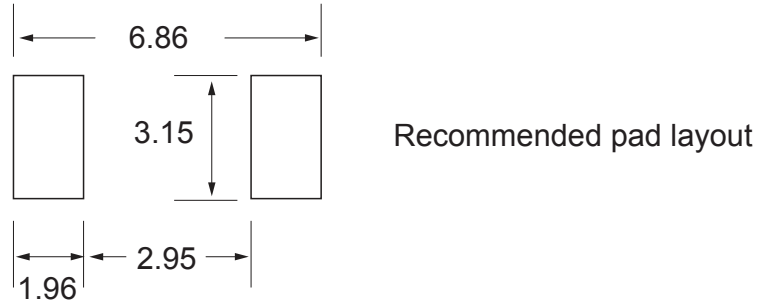


Average Time-Current Curve

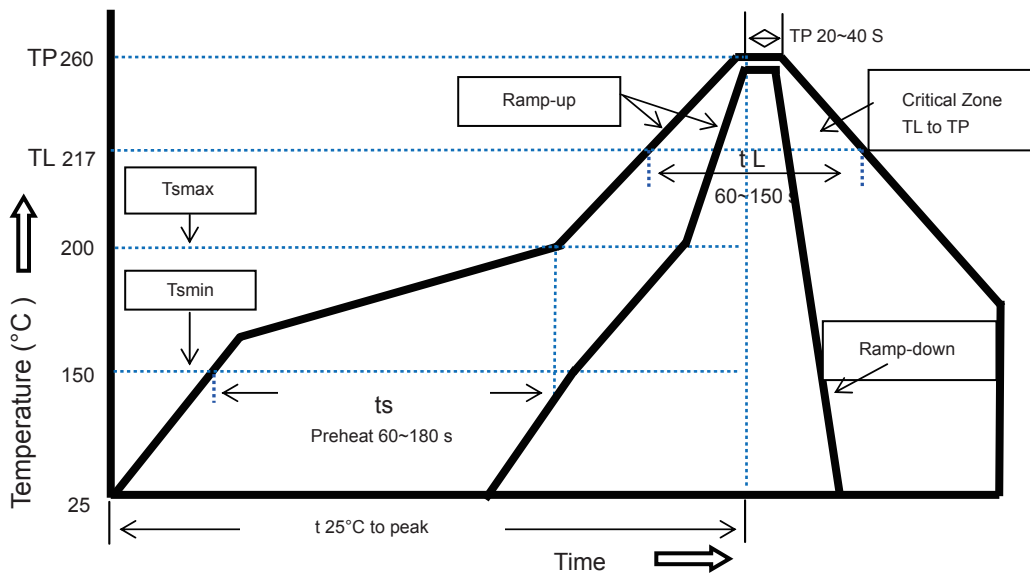


INSTALLATION WAY AND PARAMETERS

- Propose that the following picture installation way is installed and satisfied the required size.



- Recommended Customer Soldering Parameters



	Reflow Condition	Pb-Free assembly
Preheating	Temperature Min $T_s(\text{min})$	150 C
	Temperature Max $T_s(\text{man})$	200 C
	Time Max	120 secs
Soldering	Temperature (TL)(Liquidus)	260 C
	Time Max (TL)	60 secs
	Temperature (TP)	Max 260 C
	Time Max (TP)	10 secs

OTHER NOTICE IN USED

- It could be in conformance with another file which made by our company.

PACKING

- Packing Quantity
- 1000 fuses each disc

OTHERS

- If in use beyond the requirements of the specifications, must pass through the mutual confirmation !
- If the specification is not appropriate, must through consultation between the two sides and by the company to modify.

X-ON Electronics

Largest Supplier of Electrical and Electronic Components

Click to view similar products for [Surface Mount Fuses](#) category:

Click to view products by [JDT](#) manufacturer:

Other Similar products are found below :

[FHC20402ADTP](#) [NFVC6125S0R50TRF](#) [SFT-125MA](#) [TF16SN2.00TTD](#) [FCC16501ABTP](#) [FCC16102ABTP](#) [FHC16322ADTP](#) [0308.250UR](#)
[0308.375UR](#) [0308.500UR](#) [0308.750UR](#) [0308001.UR](#) [030801.5UR](#) [F0603G0R03FNTR](#) [SKY87604-12](#) [SKY87604-11](#) [SKY87604-13](#)
[R451003.L](#) [R451.500L](#) [R451001.L](#) [3-103-119](#) [3-103-123](#) [SGB401](#) [SGB075](#) [0154002.DRL](#) [0154008.DRL](#) [0154.500DRL](#) [189140.1,25](#)
[189140.0,8](#) [189140.0,4](#) [189140.0,63](#) [189140.0,25](#) [0402FA-R200](#) [0402SFF150F/24-2](#) [0435.250KRHFS](#) [0468003.WR](#) [0494001.NRHF](#)
[0494002.NRHF](#) [0494003.NRHF](#) [049402.5NRHF](#) [049403.5NRHF](#) [0494.250NRHF](#) [0494.375NRHF](#) [0494.500NRHF](#) [CF06V3T1R60](#)
[CF06V3T2R50](#) [06H1300D](#) [JFC0603-1200FS](#) [CP06V3T2R0](#) [06F-0200L1](#)