


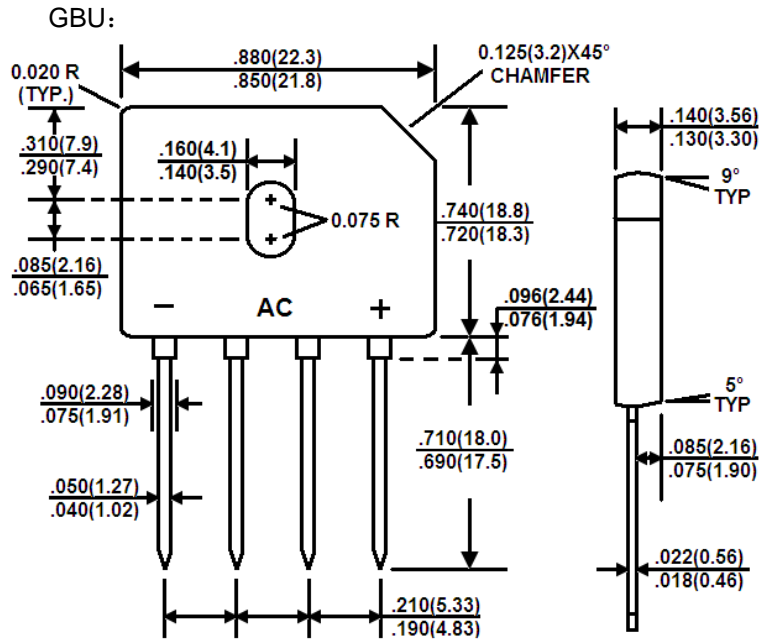
Features

- * Plastic package has underwriters laboratory flammability classification 94V-0
- * Ideal for printed circuit boards
- * Glass passivated chip junction
- * High Surge Current Capability
- * High temperature soldering guaranteed 270°C/10 seconds, 0.375(9.5mm) lead length



RoHS
COMPLIANT

Package Outline Dimensions in inches (millimeters)



Mechanical Data

- * Case: Molded plastic body over passivated junctions

Maximum Ratings and Electrical Characteristics

Rating at 25 °C ambient temperature unless otherwise specified. Single phase, half wave, 60 Hz, resistive or inductive load. For capacitive load, derate current by 20%.

Type Number	Symbols	GBU 8A	GBU 8B	GBU 8D	GBU 8G	GBU 8J	GBU 8K	GBU 8M	Unit
Maximum Repetitive Peak Reverse Voltage	V_{RRM}	50	100	200	400	600	800	1000	V
Maximum RMS Voltage	V_{RMS}	35	70	140	280	420	560	700	V
Maximum D.C Blocking Voltage	V_{DC}	50	100	200	400	600	800	1000	V
Maximum Average Forward Rectified Current	$I_{F(AV)}$	8.0							A
Peak Forward Surge Current single half sine-wave superimposed on rated load	I_{FSM}	200							A
Maximum instantaneous forward voltage(Note1) $I_F=4.0A$ $I_F=8.0A$	V_F	1.0 1.1							V
Maximum Reverse Current @ $T_J=25^\circ C$ at Rated D.C Blocking Voltage @ $T_J=125^\circ C$	I_R	5.0 500							μA
Typical junction capacitance per leg (Note2)	C_J	211				94			pF
Rating for fusing ($t < 8.3ms$)	I^2t	166							A^2sec
Typical thermal resistance	$R_{\theta JC}$ $R_{\theta JA}$	2.0 21							$^\circ C/W$
Operating and Storage Temperature Range	T_J / T_{STG}	-55 to +150							$^\circ C$

Note: 1. Pulse test with $PW=300\mu s$, 1% duty cycle 2. Measured at 1MHz and applied Reverse bias of 4.0V DC

Ratings and Characteristic Curves

FIG. 1- MAXIMUM DERATING CURVE FOR OUTPUT CURRENT

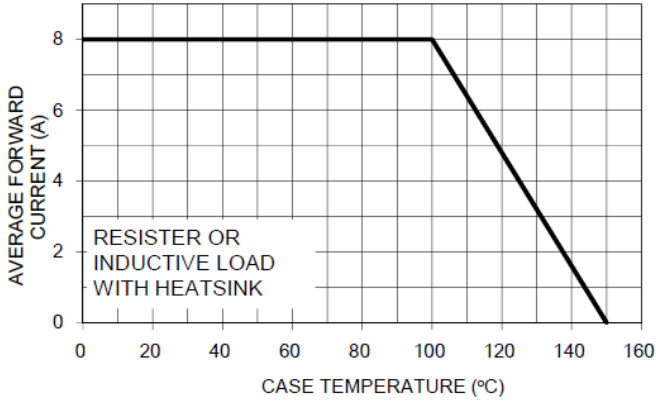


FIG. 2- MAXIMUM FORWARD SURGE CURRENT PER LEG

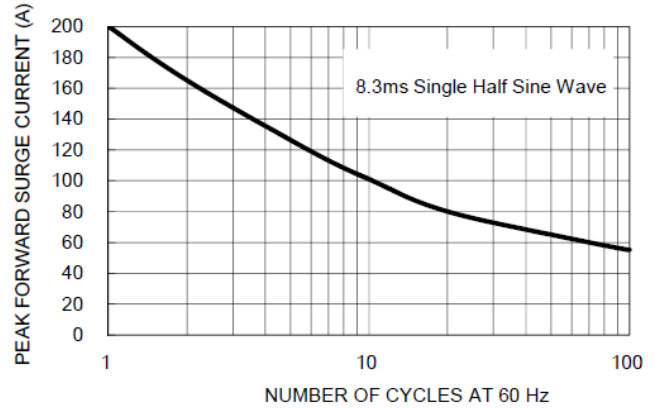


FIG. 3- TYPICAL REVERSE CHARACTERISTICS PER LEG

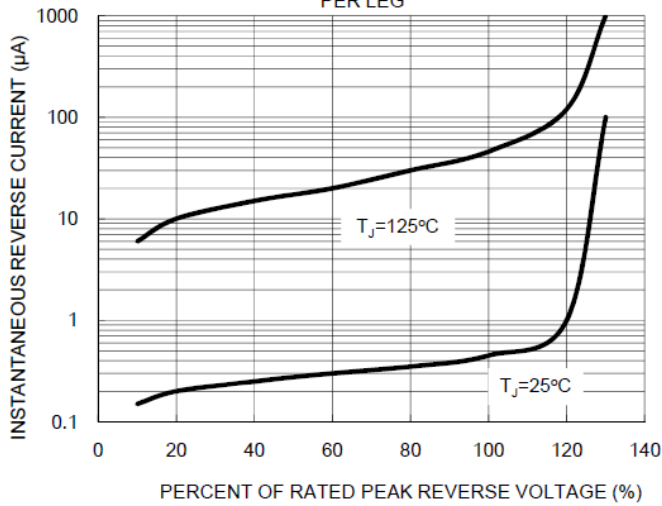


FIG. 4- TYPICAL FORWARD CHARACTERISTICS PER LEG

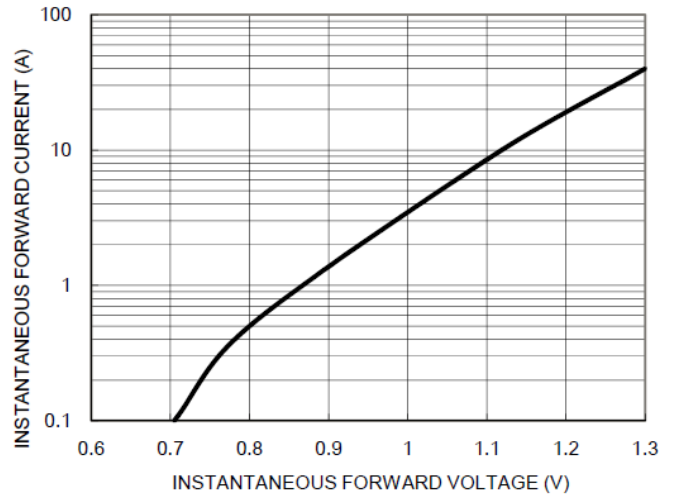
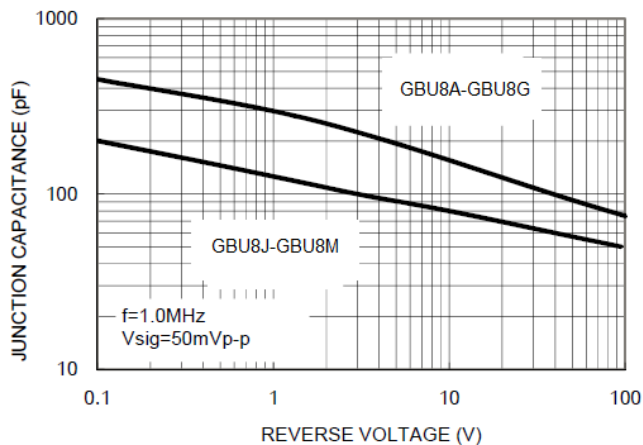


FIG. 5- TYPICAL JUNCTION CAPACITANCE PER LEG





GBU8A THRU GBU8M

Glass Passivated Single Phase Bridge Rectifiers

Ordering Information

Part No.	Package	Packing
GBU8A~ GBU8M	GBU	20pcs/Tube

X-ON Electronics

Largest Supplier of Electrical and Electronic Components

Click to view similar products for [Bridge Rectifiers](#) category:

Click to view products by [JGD SEMICONDUCTORS](#) manufacturer:

Other Similar products are found below :

[G3SBA60-E351](#) [GBJ1504-BP](#) [GBU10B-BP](#) [GBU15J-BP](#) [GBU15K-BP](#) [GBU4A-BP](#) [GBU4D-BP](#) [GBU6B-E3/45](#) [GSIB680-E3/45](#) [DB101-BP](#) [DF10SA-E345](#) [RMB2S](#) [RCG](#) [APT30DF100HJ](#) [APT60DF20HJ](#) [B2S-E3/80](#) [BU1506-E351](#) [BU15085S-E345](#) [BU1508-E3/45](#) [BU1510-E3/45](#) [RS404GL-BP](#) [RS405GL-BP](#) [G3SBA20-E3/51](#) [G5SBA20-E3/51](#) [G5SBA60-E3/51](#) [GBJ1502-BP](#) [GBL02-E351](#) [GBL10-E3/45](#) [GBU10J-BP](#) [GBU4J-BP](#) [GBU4K-BP](#) [GBU8B-E3/45](#) [GBU8D-BP](#) [GBU8J-BP](#) [GSIB1520-E3/45](#) [MB1510](#) [MB352W](#) [MB6M-G](#) [B2M-E345](#) [B40C7000A](#) [B500C7000A](#) [MP5010W-BP](#) [MP501W-BP](#) [MP502-BP](#) [BR1005-BP](#) [BR101-BP](#) [BU1006-E345](#) [BU12065S-E3/45](#) [BU1508-E3/51](#) [BU2006-E3/45](#) [BU2008-E345](#)