

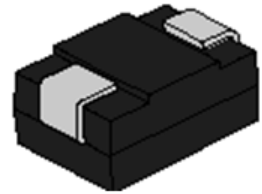


## 5.0SMDJ Series 5000W Transient Voltage Suppressor

Rev.4.1

### DESCRIPTION:

TVS diodes can be used in a wide range of applications which like consumer electronic products, automotive industries, munitions, telecommunications, aerospace industries, and intelligent control systems.



SMC

### FEATURES:

- ✧ Low profile package.
- ✧ Low inductance.
- ✧ Excellent clamping capability.
- ✧ 5000W peak pulse power capability at 10×1000μs waveform.
- ✧ Typical  $I_R$  less than 1μA above 30V.
- ✧ Fast response time: typically less than 1.0ps from 0V to  $V_{BR}$  min.
- ✧ High temperature to reflow soldering: 260°C/40s at terminals.
- ✧ Plastic package has under writers laboratory flammability 94V-0.
- ✧ Meets MSL level 1, per J-STD020, LF maximum peak of 260°C.
- ✧ For surface mounted applications in order to optimize board space.



Bi-directional



Uni-directional

Symbol


### ABSOLUTE MAXIMUM RATINGS ( $T_A=25^\circ\text{C}$ , RH=45%-75%, unless otherwise noted)

Parameter	Symbol	Value	Unit
Operating junction and storage temperature range	$T_J / T_{STG}$	-55 to +150	°C
Steady state power dissipation at $T_L=75^\circ\text{C}$	$P_{M(AV)}$	6.5	W
Peak pulse power dissipation on 10/1000μs waveform	$P_{PP}$	5000	W
Maximum instantaneous forward voltage at 100A for unidirectional only	$V_F$	5.0	V
Peak forward surge current, 8.3ms single half sine wave(Note 1)	$I_{FSM}$	300	A
Typical thermal resistance junction to lead	$R_{\theta JL}$	15	°C/W
Typical thermal resistance junction to ambient	$R_{\theta JA}$	75	°C/W

### Notes:

1. Measured on 8.3ms single half sine wave or equivalent square wave for unidirectional device only, duty cycle=4 per minute maximum

## MARKING



5BEN: Device Marking Code  
1409: In ninth week, 2014

ELECTRICAL CHARACTERISTICS ( $T_A=25^\circ\text{C}$ )

Part Number		Marking		$V_R$	$I_R@V_R$	$V_{BR}@I_T$		$I_T$	$V_C@I_{PP}$	$I_{PP}^{①}$
Uni-Polar	Bi-Polar	Uni	Bi	V	$\mu\text{A}$	min(V)	max(V)	mA	max(V)	A
5.0SMDJ11A	5.0SMDJ11CA	5PEN	5BEN	11	5	12.20	13.50	10	18.2	275.0
5.0SMDJ12A	5.0SMDJ12CA	5PEP	5BEP	12	5	13.30	14.70	10	19.9	252.0
5.0SMDJ13A	5.0SMDJ13CA	5PEQ	5BEQ	13	5	14.40	15.90	10	21.5	233.0
5.0SMDJ14A	5.0SMDJ14CA	5PER	5BER	14	5	15.60	17.20	10	23.2	216.0
5.0SMDJ15A	5.0SMDJ15CA	5PES	5BES	15	5	16.70	18.50	1	24.4	205.0
5.0SMDJ16A	5.0SMDJ16CA	5PET	5BET	16	5	17.80	19.70	1	26.0	193.0
5.0SMDJ17A	5.0SMDJ17CA	5PEU	5BEU	17	5	18.90	20.90	1	27.6	181.0
5.0SMDJ18A	5.0SMDJ18CA	5PEV	5BEV	18	5	20.00	22.10	1	29.2	172.0
5.0SMDJ20A	5.0SMDJ20CA	5PEW	5BEW	20	5	22.20	24.50	1	32.4	155.0
5.0SMDJ22A	5.0SMDJ22CA	5PEX	5BEX	22	5	24.40	26.90	1	35.5	141.0
5.0SMDJ24A	5.0SMDJ24CA	5PEZ	5BEZ	24	5	26.70	29.50	1	38.9	129.0
5.0SMDJ26A	5.0SMDJ26CA	5PFE	5BFE	26	5	28.90	31.90	1	42.1	119.0
5.0SMDJ28A	5.0SMDJ28CA	5PFG	5BFG	28	5	31.10	34.40	1	45.4	110.0
5.0SMDJ30A	5.0SMDJ30CA	5PFK	5BFK	30	5	33.30	36.80	1	48.4	103.0
5.0SMDJ33A	5.0SMDJ33CA	5PFM	5BFM	33	1	36.70	40.60	1	53.3	93.9
5.0SMDJ36A	5.0SMDJ36CA	5PFP	5BFP	36	1	40.00	44.20	1	58.1	86.1
5.0SMDJ40A	5.0SMDJ40CA	5PFR	5BFR	40	1	44.40	49.10	1	64.5	77.6
5.0SMDJ43A	5.0SMDJ43CA	5PFT	5BFT	43	1	47.80	52.80	1	69.4	72.1
5.0SMDJ45A	5.0SMDJ45CA	5PFV	5BFV	45	1	50.00	55.30	1	72.7	68.8
5.0SMDJ48A	5.0SMDJ48CA	5PFX	5BFX	48	1	53.30	58.90	1	77.4	64.7
5.0SMDJ51A	5.0SMDJ51CA	5PFZ	5BFZ	51	1	56.70	62.70	1	82.4	60.7
5.0SMDJ54A	5.0SMDJ54CA	5PGE	5BGE	54	1	60.00	66.30	1	87.1	57.5
5.0SMDJ58A	5.0SMDJ58CA	5PGG	5BGG	58	1	64.40	71.20	1	93.6	53.5

**ELECTRICAL CHARACTERISTICS** ( $T_A=25^{\circ}\text{C}$ , continued)

Part Number		Marking		$V_R$	$I_R@V_R$	$V_{BR}@I_T$		$I_T$	$V_C@I_{PP}$	$I_{PP}^{①}$
Uni-Polar	Bi-Polar	Uni	Bi	V	$\mu\text{A}$	min(V)	max(V)	mA	max(V)	A
5.0SMDJ60A	5.0SMDJ60CA	5PGK	5BGK	60	1	66.70	73.70	1	96.8	51.7
5.0SMDJ64A	5.0SMDJ64CA	5PGM	5BGM	64	1	71.10	78.60	1	103.0	48.6
5.0SMDJ70A	5.0SMDJ70CA	5PGP	5BGP	70	1	77.80	86.00	1	113.0	44.3
5.0SMDJ75A	5.0SMDJ75CA	5PGR	5BGR	75	1	83.30	92.10	1	121.0	41.4
5.0SMDJ78A	5.0SMDJ78CA	5PGT	5BGT	78	1	86.70	95.80	1	126.0	39.7
5.0SMDJ85A	5.0SMDJ85CA	5PGV	5BGV	85	1	94.40	104.0	1	137.0	36.5
5.0SMDJ90A	5.0SMDJ90CA	5PGX	5BGX	90	1	100.0	111.0	1	146.0	34.3
5.0SMDJ100A	5.0SMDJ100CA	5PGZ	5BGZ	100	1	111.0	123.0	1	162.0	30.9
5.0SMDJ110A	5.0SMDJ110CA	5PHE	5BHE	110	1	122.0	135.0	1	177.0	28.3
5.0SMDJ120A	5.0SMDJ120CA	5PHG	5BHG	120	1	133.0	147.0	1	193.0	26.0
5.0SMDJ130A	5.0SMDJ130CA	5PHK	5BHK	130	1	144.0	159.0	1	209.0	24.0
5.0SMDJ150A	5.0SMDJ150CA	5PHM	5BHM	150	1	167.0	185.0	1	243.0	20.6
5.0SMDJ160A	5.0SMDJ160CA	5PHP	5BHP	160	1	178.0	197.0	1	259.0	19.3
5.0SMDJ170A	5.0SMDJ170CA	5PHR	5BHR	170	1	189.0	209.0	1	275.0	18.2

① Surge waveform:10/1000 $\mu\text{s}$

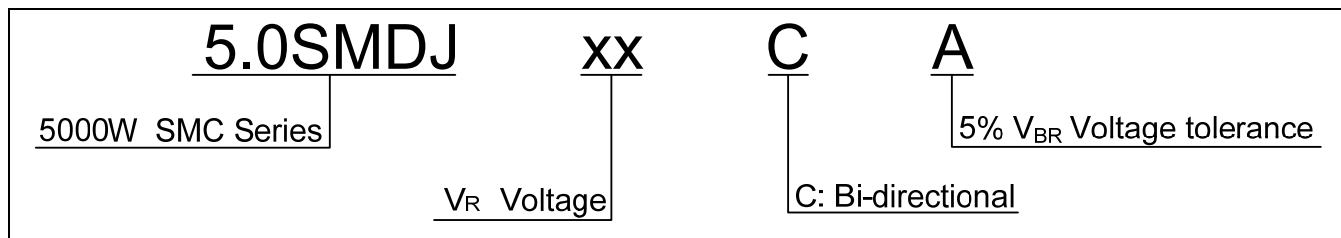
$V_R$ : Stand-off voltage -- Maximum voltage that can be applied

$V_{BR}$ : Breakdown voltage

$V_C$ : Clamping voltage -- Peak voltage measured across the suppressor at a specified  $I_{PP}$

$I_R$ : Reverse leakage current

**ORDERING INFORMATION**



RATINGS AND V-I CHARACTERISTICS CURVES ( $T_A=25^{\circ}\text{C}$ , unless otherwise noted)

FIG.1: V- I curve characteristics (Uni-directional)

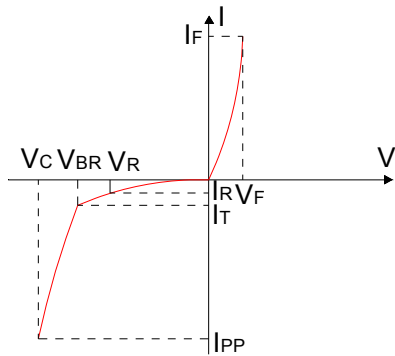


FIG.2: V- I curve characteristics (Bi-directional)

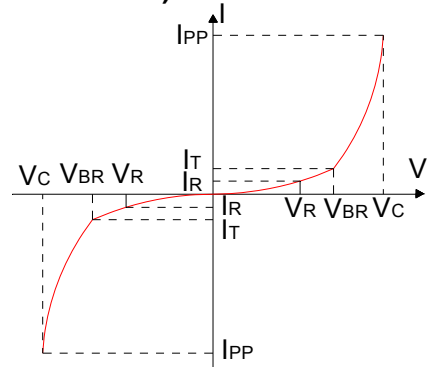


FIG.3: Pulse waveform

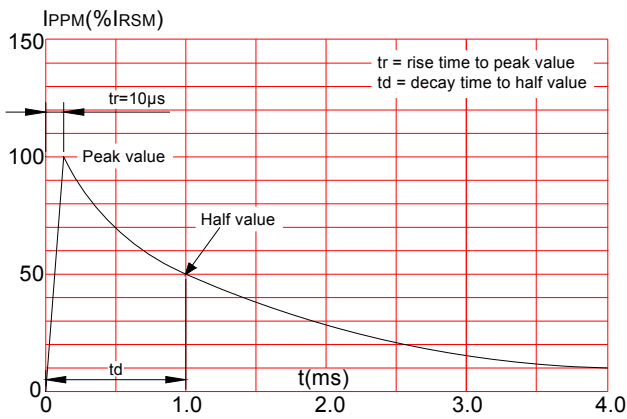
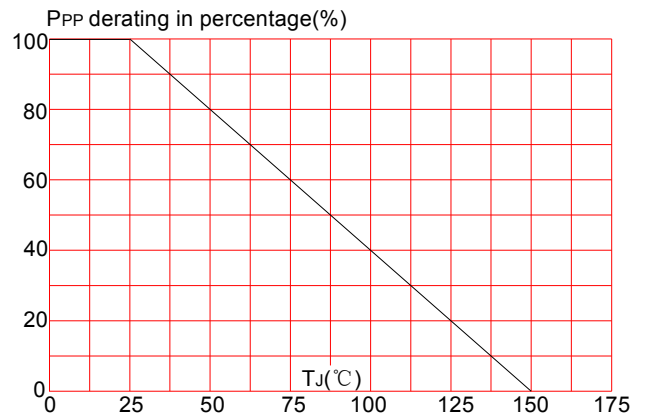
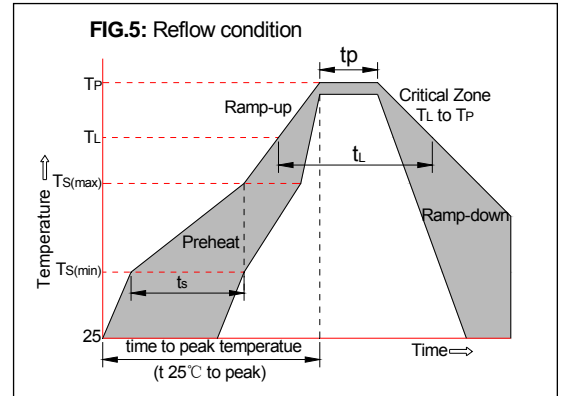


FIG.4: Pulse derating curve

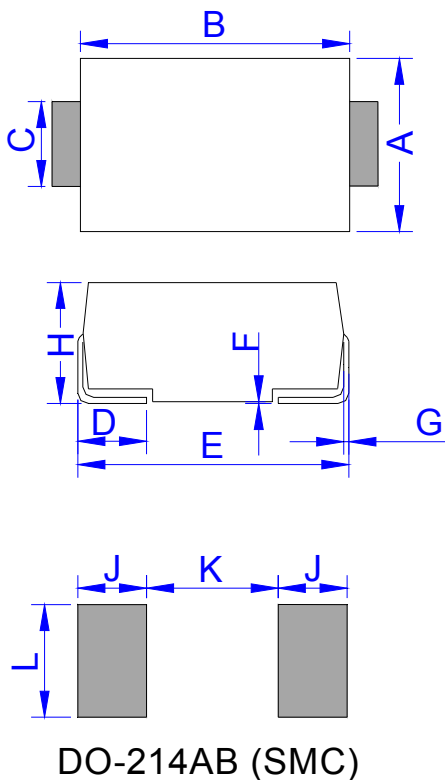


**SOLDERING PARAMETERS**

Reflow Condition		Pb-Free assembly (see FIG.5)
Pre Heat	-Temperature Min ( $T_{s(min)}$ )	+150°C
	-Temperature Max( $T_{s(max)}$ )	+200°C
	-Time (Min to Max) (ts)	60-180 secs.
Average ramp up rate (Liquidus Temp ( $T_L$ ) to peak)		3°C/sec. Max
$T_{s(max)}$ to $T_L$ - Ramp-up Rate		3°C/sec. Max
Reflow	-Temperature( $T_L$ )(Liquidus)	+217°C
	-Temperature( $t_L$ )	60-150 secs.
Peak Temp ( $T_p$ )		+260(+0/-5)°C
Time within 5°C of actual Peak Temp ( $t_p$ )		20-40secs.
Ramp-down Rate		6°C/sec. Max
Time 25°C to Peak Temp ( $T_p$ )		8 min. Max
Do not exceed		+260°C

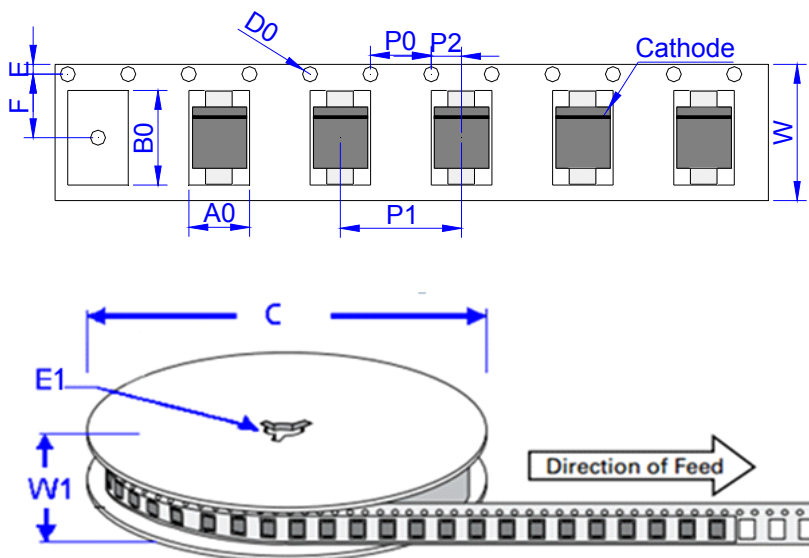


**PACKAGE MECHANICAL DATA**



Ref.	Dimensions			
	Millimeters		Inches	
	Min.	Max.	Min.	Max.
A	5.75	6.25	0.226	0.246
B	6.90	7.40	0.272	0.291
C	2.75	3.25	0.108	0.128
D	0.95	1.52	0.037	0.060
E	7.70	8.20	0.303	0.323
F	0.051	0.203	0.002	0.008
G	0.15	0.31	0.006	0.012
H	2.15	2.62	0.085	0.103
J	2.40		0.094	
K		4.20		0.165
L	3.30		0.130	

TAPE AND REEL SPECIFICATION-SMC



Ref.	Dimensions	
	Millimeters	Inches
A0	6.05 ± 0.3	0.238 ± 0.012
B0	8.31 ± 0.3	0.327 ± 0.012
C	330.0	13.0
D0	1.55 ± 0.1	0.061 ± 0.004
E	1.75 ± 0.2	0.069 ± 0.008
E1	13.3 ± 0.3	0.524 ± 0.012
F	7.50 ± 0.2	0.295 ± 0.008
P0	4.00 ± 0.2	0.157 ± 0.008
P1	8.00 ± 0.2	0.3145 ± 0.008
P2	2.00 ± 0.2	0.079 ± 0.008
W	16.0 ± 0.2	0.630 ± 0.008
W1	19.7 ± 2.0	0.776 ± 0.079

PART No.	UNIT WEIGHT (g/PCS) typ.	REEL (PCS)	PER CARTON (PCS)	REEL DIAMETERS (mm)
5.0SMDJxxCA/A	0.294/0.342 (NOTE)	3,000	48,000	330

Notes: 0.342g/PCS for single die; 0.294g/PCS for stacked dies

Information furnished in this document is believed to be accurate and reliable. However, Jiangsu JieJie Microelectronics Co.,Ltd assumes no responsibility for the consequences of use without consideration for such information nor use beyond it.

Information mentioned in this document is subject to change without notice, apart from that when an agreement is signed, Jiangsu JieJie complies with the agreement.

Products and information provided in this document have no infringement of patents. Jiangsu JieJie assumes no responsibility for any infringement of other rights of third parties which may result from the use of such products and information.

This document is the 4.1st version which is made in 19-June-2018. This document supersedes and replaces all information previously supplied.

 is a registered trademark of Jiangsu JieJie Microelectronics Co.,Ltd.

Copyright©2018 Jiangsu JieJie Microelectronics Co.,Ltd. Printed All rights reserved.

## X-ON Electronics

Largest Supplier of Electrical and Electronic Components

*Click to view similar products for [ESD Suppressors / TVS Diodes](#) category:*

*Click to view products by [JieJie](#) manufacturer:*

Other Similar products are found below :

[60KS200C](#) [D18V0L1B2LP-7B](#) [D5V0F4U5P5-7](#) [NTE4902](#) [P4KE27CA](#) [P6KE11CA](#) [P6KE39CA-TP](#) [P6KE8.2A](#) [JANTX1N6053A](#)  
[SA110CA](#) [SA60CA](#) [SA64CA](#) [SMBJ12CATR](#) [SMBJ33CATR](#) [SMBJ8.0A](#) [ESD105-B1-02EL E6327](#) [ESD112-B1-02EL E6327](#)  
[ESD119B1W01005E6327XTSA1](#) [ESD5V0L1B02VH6327XTSA1](#) [ESD7451N2T5G](#) [19180-510](#) [CPDT-5V0USP-HF](#) [3.0SMCJ33CA-F](#)  
[3.0SMCJ36A-F](#) [HSPC16701B02TP](#) [JANTX1N6126A](#) [JANTX1N6462](#) [JANTX1N6465](#) [USB50805e3/TR7](#) [D3V3Q1B2DLP3-7](#)  
[D55V0M1B2WS-7](#) [DRTR5V0U4SL-7](#) [SCM1293A-04SO](#) [ESD200-B1-CSP0201 E6327](#) [SM12-7](#) [SM1605E3/TR13](#) [SMLJ45CA-TP](#) [CEN955](#)  
[W/DATA](#) [82350120560](#) [VESD12A1A-HD1-GS08](#) [CPDUR5V0R-HF](#) [CPDQC5V0U-HF](#) [CPDQC5V0USP-HF](#) [CPDQC5V0-HF](#) [D1213A-](#)  
[01LP4-7B](#) [ESD101-B1-02EL E6327](#) [824500181](#) [MMAD1108/TR13](#) [5KP100A](#) [5KP15A](#)