

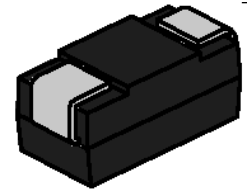


SMCJ Series 1500W Transient Voltage Suppressor

Rev.4

DESCRIPTION:

TVS diodes can be used in a wide range of applications which like consumer electronic products, automotive industries, munitions, telecommunications, aerospace industries, and intelligent control systems.



SMC



Bi-directional



Uni-direction

Symbol

FEATURES:

- ✧ Low profile package.
- ✧ Low inductance.
- ✧ Excellent clamping capability.
- ✧ 1500W peak pulse power capability at 10×1000μs waveform.
- ✧ Typical I_R less than 1μA above 12V.
- ✧ Fast response time: typically less than 1.0ps from 0V to V_{BR} min.
- ✧ High temperature to reflow soldering: 260°C/40s at terminals.
- ✧ Plastic package has underwriters laboratory flammability 94V-0.
- ✧ Meets MSL level 1, per J-STD020, LF maximum peak of 260°C.
- ✧ For surface mounted applications in order to optimize board space.


ABSOLUTE MAXIMUM RATINGS (T_A=25°C, RH=45%-75%, unless otherwise noted)

Parameter	Symbol	Value	Unit
Operating junction and storage temperature range	T _J / T _{STG}	-55 to +150	°C
Steady state power dissipation at T _L =75°C	P _{M(AV)}	6.5	W
Peak pulse power dissipation on 10/1000μs waveform	P _{PP}	1500	W
Maximum instantaneous forward voltage at 100A for unidirectional	V _F	5.0	V
Peak forward surge current, 8.3ms single half sine wave (Note 1)	I _{FSM}	200	A
Typical thermal resistance junction to lead	R _{θJL}	15	°C/W
Typical thermal resistance junction to ambient	R _{θJA}	75	°C/W

Notes:

1. Measured on 8.3ms single half sine wave or equivalent square wave for unidirectional device only, duty cycle=4 per minute maximum

MARKING



BDE: Device Marking Code
1409: In ninth week, 2014

ELECTRICAL CHARACTERISTICS ($T_A=25^\circ\text{C}$)

Part Number		Marking		V_R	$I_R@V_R$	$V_{BR}@I_T$		I_T	$V_C@I_{PP}$	$I_{PP}^{\text{①}}$
Uni-Polar	Bi-Polar	Uni	Bi	V	μA	min(V)	max(V)	mA	max(V)	A
SMCJ5.0A	SMCJ5.0CA	GDE	BDE	5.0	300	6.40	7.00	10	9.2	163.0
SMCJ6.0A	SMCJ6.0CA	GDG	BDG	6.0	250	6.67	7.37	10	10.3	145.6
SMCJ6.5A	SMCJ6.5CA	GDK	BDK	6.5	150	7.22	7.98	10	11.2	134.0
SMCJ7.0A	SMCJ7.0CA	GDM	BDM	7.0	100	7.78	8.60	10	12.0	125.0
SMCJ7.5A	SMCJ7.5CA	GDP	BDP	7.5	50	8.33	9.21	1	12.9	116.3
SMCJ8.0A	SMCJ8.0CA	GDR	BDR	8.0	30	8.89	9.83	1	13.6	110.3
SMCJ8.5A	SMCJ8.5CA	GDT	BDT	8.5	20	9.44	10.40	1	14.4	104.2
SMCJ9.0A	SMCJ9.0CA	GDV	BDV	9.0	10	10.00	11.10	1	15.4	97.4
SMCJ10A	SMCJ10CA	GDX	BDX	10	5	11.10	12.30	1	17.0	88.2
SMCJ11A	SMCJ11CA	GDZ	BDZ	11	2	12.20	13.50	1	18.2	82.4
SMCJ12A	SMCJ12CA	GEE	BEE	12	1	13.30	14.70	1	19.9	75.4
SMCJ13A	SMCJ13CA	GEG	BEG	13	1	14.40	15.90	1	21.5	69.8
SMCJ14A	SMCJ14CA	GEK	BEK	14	1	15.60	17.20	1	23.2	64.7
SMCJ15A	SMCJ15CA	GEM	BEM	15	1	16.70	18.50	1	24.4	61.5
SMCJ16A	SMCJ16CA	GEP	BEP	16	1	17.80	19.70	1	26.0	57.7
SMCJ17A	SMCJ17CA	GER	BER	17	1	18.90	20.90	1	27.6	54.4
SMCJ18A	SMCJ18CA	GET	BET	18	1	20.00	22.10	1	29.2	51.4
SMCJ20A	SMCJ20CA	GEV	BEV	20	1	22.20	24.50	1	32.4	46.3
SMCJ22A	SMCJ22CA	GEX	BEX	22	1	24.40	26.90	1	35.5	42.3
SMCJ24A	SMCJ24CA	GEZ	BEZ	24	1	26.70	29.50	1	38.9	38.6
SMCJ26A	SMCJ26CA	GFE	BFE	26	1	28.90	31.90	1	42.1	35.6
SMCJ28A	SMCJ28CA	GFG	BFG	28	1	31.10	34.40	1	45.4	33.1
SMCJ30A	SMCJ30CA	GFK	BFK	30	1	33.30	36.80	1	48.4	31.0

ELECTRICAL CHARACTERISTICS ($T_A=25^{\circ}\text{C}$, continued)

Part Number		Marking		V_R	$I_R@V_R$	$V_{BR}@I_T$		I_T	$V_C@I_{PP}$	$I_{PP}^{\text{①}}$
Uni-Polar	Bi-Polar	Uni	Bi	V	μA	min(V)	max(V)	mA	max(V)	A
SMCJ33A	SMCJ33CA	GFM	BFM	33	1	36.70	40.60	1	53.3	28.2
SMCJ36A	SMCJ36CA	GFP	BFP	36	1	40.00	44.20	1	58.1	25.8
SMCJ40A	SMCJ40CA	GFR	BFR	40	1	44.40	49.10	1	64.5	23.3
SMCJ43A	SMCJ43CA	GFT	BFT	43	1	47.80	52.80	1	69.4	21.6
SMCJ45A	SMCJ45CA	GFV	BFV	45	1	50.00	55.30	1	72.7	20.6
SMCJ48A	SMCJ48CA	GFX	BFX	48	1	53.30	58.90	1	77.4	19.4
SMCJ51A	SMCJ51CA	GFZ	BFZ	51	1	56.70	62.70	1	82.4	18.2
SMCJ54A	SMCJ54CA	GGE	BGE	54	1	60.00	66.30	1	87.1	17.2
SMCJ58A	SMCJ58CA	GGG	BGG	58	1	64.40	71.20	1	93.6	16.1
SMCJ60A	SMCJ60CA	GGK	BGK	60	1	66.70	73.70	1	96.8	15.5
SMCJ64A	SMCJ64CA	GGM	BGM	64	1	71.10	78.60	1	103.0	14.6
SMCJ70A	SMCJ70CA	GGP	BGP	70	1	77.80	86.00	1	113.0	13.3
SMCJ75A	SMCJ75CA	GGR	BGR	75	1	83.30	92.10	1	121.0	12.4
SMCJ78A	SMCJ78CA	GGT	BGT	78	1	86.70	95.80	1	126.0	11.9
SMCJ85A	SMCJ85CA	GGV	BGV	85	1	94.40	104.0	1	137.0	11.0
SMCJ90A	SMCJ90CA	GGX	BGX	90	1	100.0	111.0	1	146.0	10.3
SMCJ100A	SMCJ100CA	GGZ	BGZ	100	1	111.0	123.0	1	162.0	9.3
SMCJ110A	SMCJ110CA	GHE	BHE	110	1	122.0	135.0	1	177.0	8.5
SMCJ120A	SMCJ120CA	GHG	BHG	120	1	133.0	147.0	1	193.0	7.8
SMCJ130A	SMCJ130CA	GHK	BHK	130	1	144.0	159.0	1	209.0	7.2
SMCJ150A	SMCJ150CA	GHM	BHM	150	1	167.0	185.0	1	243.0	6.2
SMCJ160A	SMCJ160CA	GHP	BHP	160	1	178.0	197.0	1	259.0	5.8
SMCJ170A	SMCJ170CA	GHR	BHR	170	1	189.0	209.0	1	275.0	5.5
SMCJ180A	SMCJ180CA	GHT	BHT	180	1	201.0	222.0	1	292.0	5.2
SMCJ190A	SMCJ190CA	GHU	BHU	190	1	211.0	234.0	1	307.0	4.9
SMCJ200A	SMCJ200CA	GHV	BHV	200	1	224.0	247.0	1	324.0	4.7
SMCJ210A	SMCJ210CA	GHW	BHW	210	1	233.0	258.0	1	337.0	4.5
SMCJ220A	SMCJ220CA	GHX	BHX	220	1	246.0	272.0	1	356.0	4.2
SMCJ250A	SMCJ250CA	GJG	BJG	250	1	279.0	309.0	1	405.0	3.7
SMCJ300A	SMCJ300CA	GJK	BJK	300	1	335.0	371.0	1	486.0	3.1

ELECTRICAL CHARACTERISTICS ($T_A=25^{\circ}\text{C}$, continued)

Part Number		Marking		V_R	$I_R@V_R$	$V_{BR}@I_T$		I_T	$V_C@I_{PP}$	$I_{PP}^{①}$
Uni-Polar	Bi-Polar	Uni	Bi	V	μA	min(V)	max(V)	mA	max(V)	A
SMCJ350A	SMCJ350CA	GJM	BJM	350	1	391.0	432.0	1	567.0	2.7
SMCJ400A	SMCJ400CA	GJP	BJP	400	1	447.0	494.0	1	648.0	2.3
SMCJ440A	SMCJ440CA	GJR	BJR	440	1	492.0	543.0	1	713.0	2.1

① Surge waveform: 10/1000 μs

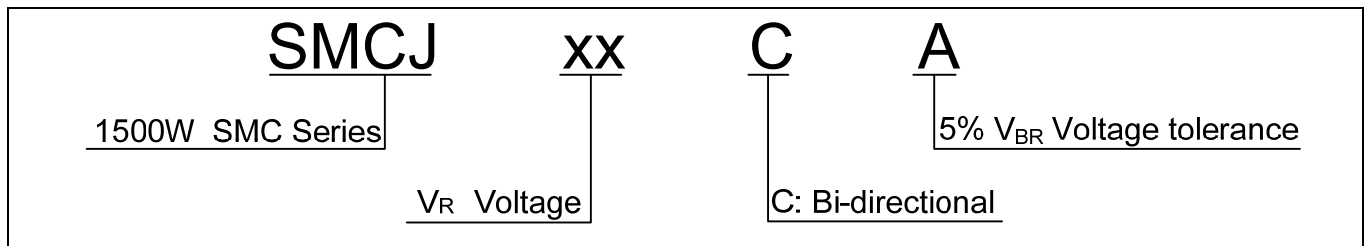
V_R : Stand-off voltage -- maximum voltage that can be applied

V_{BR} : Breakdown voltage

V_C : Clamping voltage -- peak voltage measured across the suppressor at a specified I_{PP}

I_R : Reverse leakage current

ORDERING INFORMATION



RATINGS AND V-I CHARACTERISTICS CURVES ($T_A=25^{\circ}\text{C}$, unless otherwise noted)

FIG.1:V- I curve characteristics (Uni-directional)

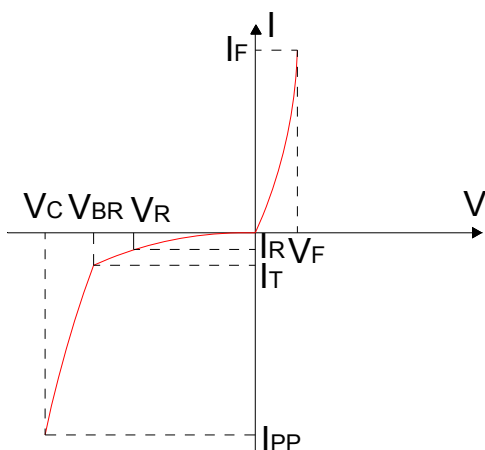


FIG.2:V- I curve characteristics (Bi-directional)

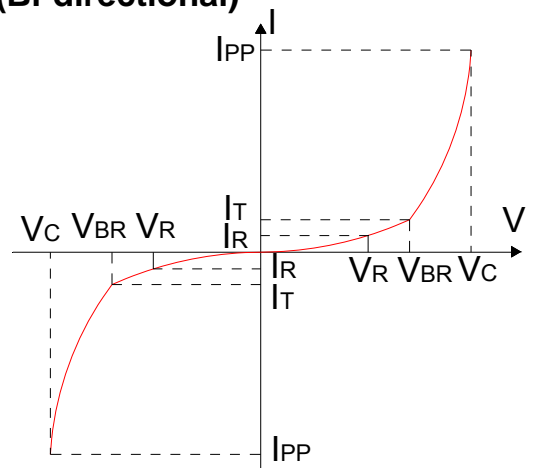


FIG.3: Pulse waveform

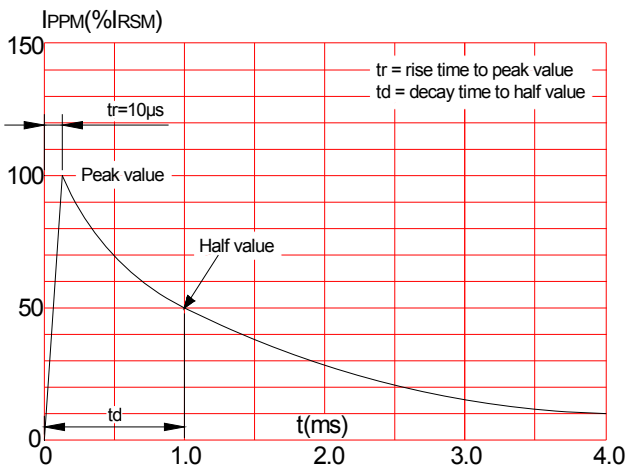
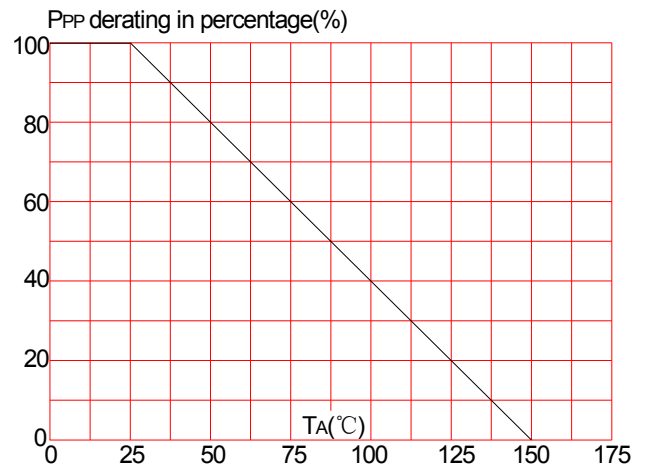
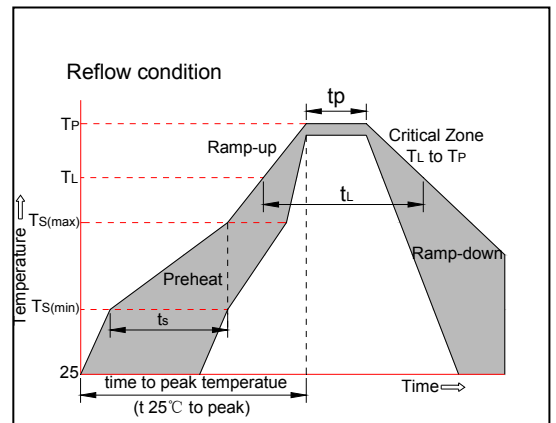


FIG.4: Pulse derating curve

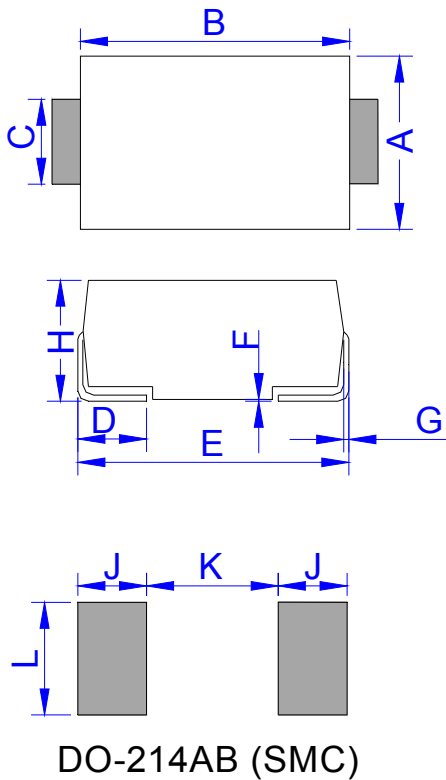


SOLDERING PARAMETERS

Reflow Condition		Pb-Free assembly (see figure at right)
Pre Heat	-Temperature Min ($T_{s(min)}$)	+150°C
	-Temperature Max($T_{s(max)}$)	+200°C
	-Time (Min to Max) (ts)	60-180 secs.
Average ramp up rate (Liquidus Temp (T_L) to peak)		3°C/sec. Max
$T_{s(max)}$ to T_L - Ramp-up Rate		3°C/sec. Max
Reflow	-Temperature(T_L)(Liquidus)	+217°C
	-Temperature(t_L)	60-150 secs.
Peak Temp (T_p)		+260(+0/-5)°C
Time within 5°C of actual Peak Temp (t_p)		20-40secs.
Ramp-down Rate		6°C/sec. Max
Time 25°C to Peak Temp (T_p)		8 min. Max
Do not exceed		+260°C

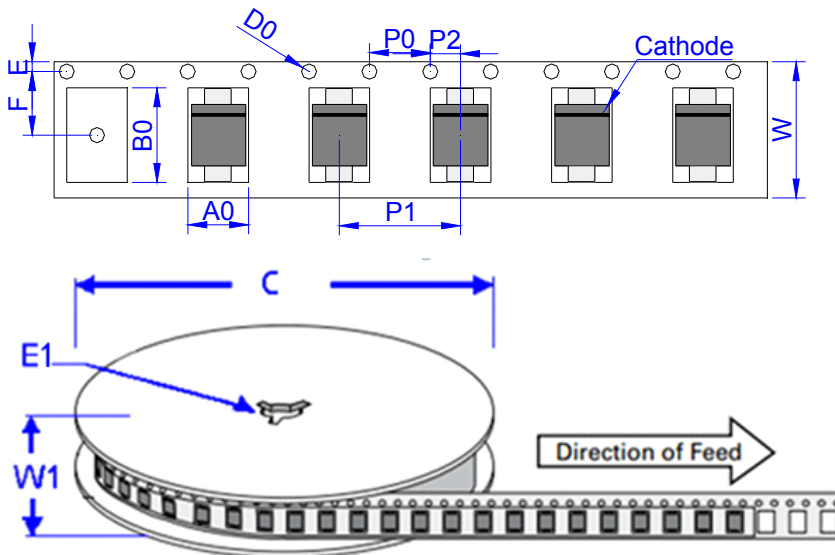


PACKAGE MECHANICAL DATA



Ref.	Dimensions			
	Millimeters		Inches	
	Min.	Max.	Min.	Max.
A	5.75	6.25	0.226	0.246
B	6.90	7.40	0.272	0.291
C	2.75	3.25	0.108	0.128
D	0.95	1.52	0.037	0.060
E	7.70	8.20	0.303	0.323
F	0.051	0.203	0.002	0.008
G	0.15	0.31	0.006	0.012
H	2.15	2.62	0.085	0.103
J	2.40		0.094	
K		4.20		0.165
L	3.30		0.130	

TAPE AND REEL SPECIFICATION-SMC



Ref.	Dimensions	
	Millimeters	Inches
A0	6.05 ± 0.3	0.238 ± 0.012
B0	8.31 ± 0.3	0.327 ± 0.012
C	330.0	13.0
D0	1.55 ± 0.1	0.061 ± 0.004
E	1.75 ± 0.2	0.069 ± 0.008
E1	13.3 ± 0.3	0.524 ± 0.012
F	7.50 ± 0.2	0.295 ± 0.008
P0	4.00 ± 0.2	0.157 ± 0.008
P1	8.00 ± 0.2	0.3145 ± 0.008
P2	2.00 ± 0.2	0.079 ± 0.008
W	16.0 ± 0.2	0.630 ± 0.008
W1	19.7 ± 2.0	0.776 ± 0.079

PART No.	UNIT WEIGHT (g/PCS) typ.	PACKAGE	QUANTITY	TAPE & REEL
SMCJxxA/CA	0.262	SMC(DO-214AB)	3,000	13inch

Information furnished in this document is believed to be accurate and reliable. However, Jiangsu JieJie Microelectronics Co.,Ltd assumes no responsibility for the consequences of use without consideration for such information nor use beyond it.

Information mentioned in this document is subject to change without notice, apart from that when an agreement is signed, Jiangsu JieJie complies with the agreement.

Products and information provided in this document have no infringement of patents. Jiangsu JieJie assumes no responsibility for any infringement of other rights of third parties which may result from the use of such products and information.

This document is the fourth version which is made in 3-July-2017. This document supersedes and replaces all information previously supplied.

 is a registered trademark of Jiangsu JieJie Microelectronics Co.,Ltd.

Copyright ©2017 Jiangsu JieJie Microelectronics Co.,Ltd. Printed All rights reserved.

X-ON Electronics

Largest Supplier of Electrical and Electronic Components

Click to view similar products for [ESD Suppressors / TVS Diodes](#) category:

Click to view products by [JieJie](#) manufacturer:

Other Similar products are found below :

[60KS200C](#) [D18V0L1B2LP-7B](#) [D5V0F4U5P5-7](#) [DESD5V0U1BB-7](#) [NTE4902](#) [P4KE27CA](#) [P6KE11CA](#) [P6KE39CA-TP](#) [P6KE8.2A](#)
[SA110CA](#) [SA60CA](#) [SA64CA](#) [SMBJ12CATR](#) [SMBJ33CATR](#) [SMBJ8.0A](#) [ESD101-B1-02ELS E6327](#) [ESD105-B1-02EL E6327](#) [ESD112-B1-02EL E6327](#) [ESD119B1W01005E6327XTSA1](#) [ESD5V0L1B02VH6327XTSA1](#) [ESD7451N2T5G](#) [19180-510](#) [CPDT-5V0USP-HF](#)
[3.0SMCJ33CA-F](#) [3.0SMCJ36A-F](#) [HSPC16701B02TP](#) [D3V3Q1B2DLP3-7](#) [D55V0M1B2WS-7](#) [DESD5V0U1BL-7B](#) [DRTR5V0U4SL-7](#)
[SCM1293A-04SO](#) [ESD200-B1-CSP0201 E6327](#) [SM12-7](#) [SMF8.0A-TP](#) [SMLJ45CA-TP](#) [SMQA1000T1G](#) [CEN955 W/DATA](#) [82350120560](#)
[VESD12A1A-HD1-GS08](#) [CPDUR5V0R-HF](#) [CPDQC5V0U-HF](#) [CPDQC5V0USP-HF](#) [CPDQC5V0-HF](#) [D1213A-01LP4-7B](#) [D1213A-02WL-7](#)
[MMAD1108/TR13](#) [5KP100A](#) [5KP15A](#) [5KP18A](#) [5KP48A](#)