



智新电子（厦门）有限公司

JIMSON ELECTRONICS (XIAMEN) CO.,LTD.

规 格 书

SPECIFICATION

☆客户名称

CUSTOMER: 立创

☆产品名称

PROD NAME: 电容器/Capacitor

☆类别

TYPE: PPS

☆规格

DESCRIPTION: 0.22nF~10nF J 1600VDC

2.2nF~5.6nF K 2000VDC

22nF K 1000VDC

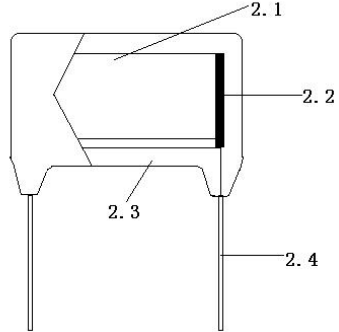
☆日期

DATE: 2019-10-14

1.SPECIFIC REFERENCE DATA

DESCRIPTION		VALUE	TEST CONDITIONS
Capacitance 容量	Rated Capacitance 标称值	0.22nF、2.2nF、5.6nF、10nF、22nF	Measuring frequency: 1kHz±10% Measuring voltage: 1Vms.max.
	Capacitance tolerance 容量误差	K=±10% J=±5%	
Voltage 电压	Rated voltage 额定电压	2000VDC、1600VDC、1000VDC	2500VDC Unit:VDC (5 S at 20°C)
	Voltage proof 耐电压	无永久性击穿及飞弧	
Dissipation factor (tangent of loss) 散逸因素(损耗角正切)		DF≤0.1% (at 20°C,1KHz)	Measuring frequency: 1kHz±10% Measuring voltage: 1Vms.max.
Insulation resistance 绝缘电阻		C≤0.1uF IR≥30000MΩ C>0.1uF IR*C≥5000S	measured at rated voltage or less than 100VDC 1 minute at 20°C and RH≤65%
Endurance 耐久性		ΔC/C≤10%; ΔDF≤0.3% IR≥50% of the specified value (标称值)	1000 hours with 125% of rated voltage at 85°C.
Climatic catalogue 气候类别		40/85/21	
Solder ability 可焊性		Solder should cover at least 75% of the circumference of the lead 浸没部分引脚需有75%以上面积挂上锡	solder bath : 235±5°C bath time: 2.0±0.5 sec speed: 25±6 mm/sec depth: 1.5+0.5/-0mm from the bottom of the body
Heat shock 耐焊接热		ΔC/C≤±5%, DF≤1.2*规定值。 试验后电容器外观应无可见损伤,	solder bath : 260±5°C bath time: 5.0±0.5 sec speed: 25±6 mm/sec depth: 1.5+0.5/-0mm from the bottom of the body
Lead tensile strength: 引脚拉伸强度		外观无损伤	Pull: 2.2 LBS time: 5 sec
Lead bending strength 引脚弯曲强度		引脚无损伤	Load of lead: 1.1 LBS The body of capacitor is bent 90 degrees and returned to its original position
Vibration 震动		外观无可见损伤	Frequency cycle: from 10Hz to 55Hz and then 10Hz Amplitude: 1.5mm in three directions Time: 2 hours each directions with a total of 6 hours
Reference standard 引用标准		IEC 60384-17, GB 14579	

2.CONSTRUCTION:

2.1 Dielectric 介质	polypropylene film 聚丙烯薄膜	
2.2 Electrodes 电极	aluminium layer 铝箔	
2.3 coating 包封	epoxy resin, fire retardant on request 环氧树脂 (需要时可加阻燃剂)	
2.4 LEADS 导线	Radial leads of tinned wire/insulation flexible wire 径向镀锡导线或软导线	
2.5 Terminal contact 引线连接方式	electrically welded; 电弧点焊	

3.FEATURE:

- 容量、损耗对温度、频率具有高稳定性
High stability of capacitance and DF versus temperature and frequency
- 特殊的串联结构适用于高电压下保持长期工作可靠性
Special series construction for high voltage and long-term ability
- 高电流爬升速率并适用于大电流回路无感型结构
High pulse rise rate (dv/dt) , and suitable for large current circuit.

4.APPLICATION:

- 适用于彩色电视的高压、脉冲电路，电蚊拍、点火器
Most suitable for hige voltage fand pulse in horizontal resonance circuit of colour TV set,
Electric-mosquito swatters, igiter.

5.MARKING:

5.1 电容印刷内容 Marking on individual capacitor includes:

- 额定容量 Rated capacitance: such as221
- 额定电压 Rated voltage: such as1600VDC
- 容量偏差 Capacitance tolerance: such as K.
- 制造商 Manufacturer's symbol: JIMSON (JS).

5.2 包装标签 Marking on package

包装标签上包含产品型号、额定容量和电压、生产日期和厂址。

Each package unit carry the type, rating, quantity and date of manufacture, location of manufacture, and manufacturer's name

6.EXPLANATION OF IMPORTANT TERMINOLOGY:

6.1 容量 Rated capacitance

产品的电容量用三位数字来表示，其中前两位数代表电容量的标称值，后一位表示电容量的指数值，即标称值后零的个数。单位为 PF

The rated capacitance value in Pico farads is expressed by a three digit number, the first two digits are significant figures and the last digit specifies the number of zero to follow.

Example: 224 indicated 220,000pF or 0.22uF

225 indicated 2,200,000pF or 2.2Uf

容量单位 CAPACITANCE UNIT:

1F=1,000mF=1,000,000uF=1,000,000,000nF=1,000,000,000,000Pf

6.2 容量误差 Capacitance tolerance

容量误差为实际容量与标称容量的偏差百分比。

The tolerance is the permissible actual capacitance relative to the rated capacitance and it is defined in percent.

Symbol of tolerance shown:

F=±1%	G=±2%	J=±5%	K=±10%	M=±20%	N=±30%
-------	-------	-------	--------	--------	--------

6.3 散逸因素 Dissipation factor

散逸因素是电容器在交变电压下功率损耗的衡量尺寸，它由有功损耗和无功损耗的比值确定。散逸因素随着温度、频率的不同而改变。通常以 20℃、1kHz 作为标准条件进行测量。

Dissipation factor is a measure of the power loss in a capacitor in the case of sinusoidal voltage. It's defined as the ratio between the active power P and the reactive power Q: $\text{tg } \delta = P/Q$. As it verify with temperature and frequency it is measured at 20 °C and 1kHz as the standard of measure condition.

6.4 绝缘电阻 Insulation resistance

绝缘电阻是衡量电容器绝缘特性的指标，为电容器充电一分钟后所加的直流电压和流经电容器的漏电流值的比值，测试条件为：T=20℃，RH≤65%

一般情况下，小容量电容器的绝缘特性直接用绝缘电阻表示，单位为兆欧；大容量电容器的绝缘特性常用时间常数描述。

Insulation resistance is a measure of the capacitors ability to retain an electrical charge for an extended period of time. It is the ratio between an applied direct voltage and the current, which flows through the capacitor. The current is measured 60s after the voltage has been applied. Ambient temperature. T=20 °C and RH≤65%. The insulation resistance is normally expressed in megohm for low capacitance capacitors and as a time constant stated in megohm-microfarads (The product of the IR measured is megohm and the capacitance measured in microfarad) for the higher capacitance value capacitor.

6.5 自愈性 Self-healing

铝箔电容器被击穿时，由于介质中碳元素温度升高会形成永久性的通路。

金属化薄膜电容器由于有自愈能力，能在被击穿时不会形成永久性的通路。当介质上存在缺陷，该处就可能发生局部电击穿。当电击穿处周围金属镀层由于电弧放电而蒸

发，击穿点与周围极板隔开，电容器即可自愈。

A break-through in a plastic film/foil capacitor leads to a permanent short circuit of the capacitor due to the carbon bridge, which is built up in the break-down channel due to the high temperature rise and carbon content of the dielectric.

A metallized capacitor can withstand a break-through without a permanent short circuit on account of its self-healing ability. At a weak point in the dielectric, or because of a transient, a break-down may occur. The thin metal layer around the weak point is evaporated and the weak point is isolated. The capacitor has self-healed.

7. WEATHERABILITY TESTING METHODS:

7.1 上限温度 High temperature

将电容器放置于恒温烤箱，并将温度设定在 85℃。温度稳定后，电容器的测量结果需符合以下两项：

7.1.1 容量变化：最大不超过初始值的+5%

7.1.2 DF 值变化：小于 0.2%（使用 1KHz 检测）

Place the capacitor in a thermostatic oven kept at +85℃ after reaching the thermal stability, The result of measurement shall meet the requirement given in the following items:

7.1.1 Capacitance drift: the rate +5% max of initial value;

7.1.2 Dissipation factor: less than 0.2% at 1KHz

7.2 下限温度 Low temperature

将电容器放置于恒温烤箱，并将温度设定在-40℃。温度稳定后，电容器的测量结果需符合以下两项：

7.2.1 容量变化：最大不超过初始值的-5%

7.2.2 DF 值变化：小于 0.15%（使用 1KHz 检测）

Place the capacitor in a thermostatic oven kept at -40℃ after reaching the thermal stability, The result of measurement shall meet the requirement given in the following items:

7.2.1 Capacitance drift: the rate -5% max of initial value;

7.2.2 Dissipation factor: less than 0.15% at 1KHz;

7.3 稳态湿热 Humidity

将电容器放置于恒温烤箱内 96±4%小时，保持温度为 85±3℃，湿度 90-95%，然后将电容器取出放置 16 小时，测试结果需符合以下三项：

7.3.1 容量偏离：最大不超过初始值的+10%

7.3.2 DF 值：最大不超过 0.2%（使用 1KHz 检测）

7.3.3 绝缘电阻：大于初始值的 50%

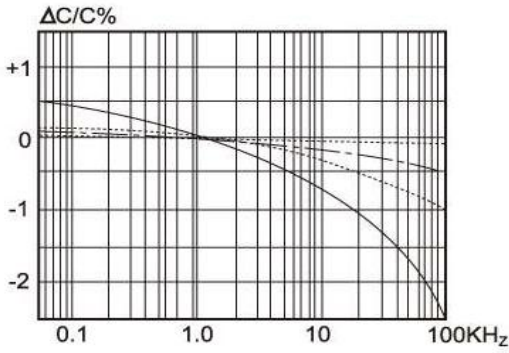
Place the capacitor in a thermostatic oven kept at temperature $40 \pm 3^\circ\text{C}$ and humidity 90-95% for $96 \pm 4\%$ hs. After this, take out the capacitor from the thermostatic oven for 16 hours. The result of measurement shall meet the requirement given in the following items:

7.3.1 capacitance drift: +3% max of initial value.

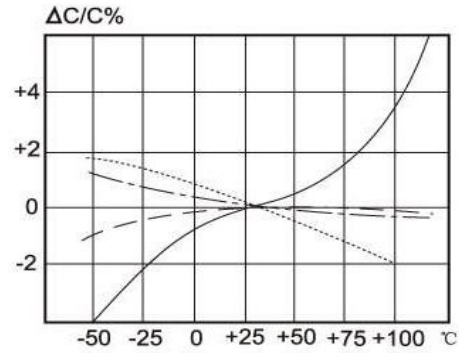
7.3.2 Insulation resistance: over than 50% of initial value.

7.3.3 Dissipation factor: less than 0.2%.

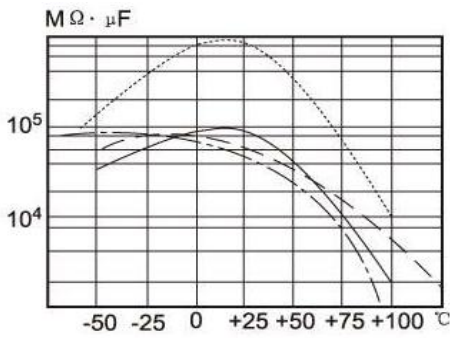
8. PROPERTIES OF CAPACITOR AND THE DIELECTRICS:



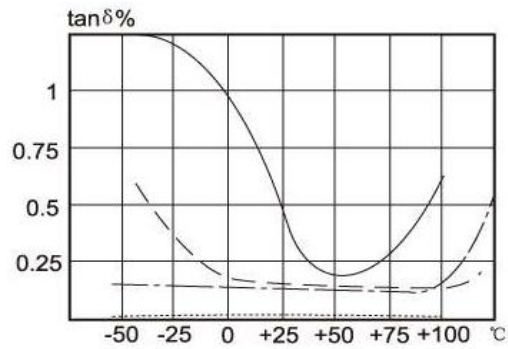
Capacitance vs. Frequency
容量与频率



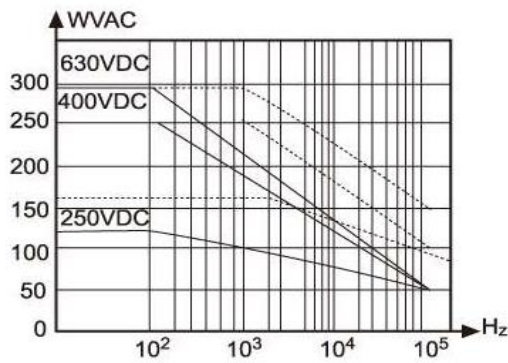
Capacitance vs. Temperature
容量与温度



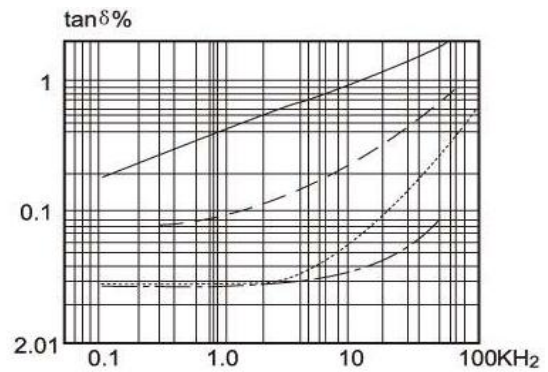
Insulation resistance vs. Temperature
绝缘电阻与温度



Dissipation factor vs. Temperature
损耗与温度



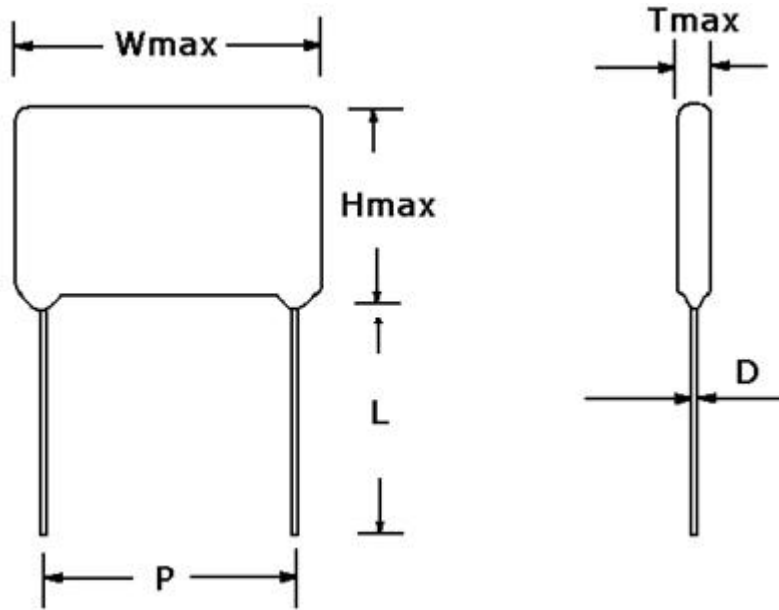
Working Voltage DC&AC vs. Frequency
工作电压直流交流与频率



Dissipation factor vs. Frequency
损耗与频率

—————	聚酯	Polyester
.....	聚丙烯	Polypropylene
—————	聚碳酸脂	Polycarbonate
—————	聚苯乙烯	Polystyrene

9.OUTLNE DRAWING:



10.DIMENSION:

UNIT: mm

SYMBOL	CAP	COLOR	W MAX	H MAX	T MAX	P ±1.0	D ±0.05	L +5/-10
221K1600D01	0.00022uF	Brown	18.0	12.0	7.0	15.0	0.8	25.0
222K1600D01	0.0022uF	Brown	18.0	13.0	8.0	15.0	0.8	25.0
222K2000D01	0.0022uF	Brown	24.0	17.0	12.0	20.0	0.8	25.0
103J1600D01	0.01uF	Brown	24.0	13.0	10.0	20.0	0.8	25.0
562K2000D01	0.0056uF	Brown	24.0	17.0	10.0	20.0	0.8	25.0
103K2000D03	0.01uF	Brown	32.0	19.0	14.0	27.5	0.8	25.0
223K1000D01	0.022uF	Brown	31.0	22.5	17.0	27.5	0.8	25.0

11.使用注意事项 Caution

焊接建议 Soldering Suggestion

为了达到更好的可焊性，建议按照下列的标准；

In order to achieve a better solderability, recommended in accordance with the following criteria

最大的焊接温度 Maximum Soldering Temperature

	T max	Time
预热 Pre-heating	105°C	1min
焊接 Soldering	270°C	4S

12.存储环境及条件 Storage Environment and Conditions

12.1 存储环境 Storage Environment

储存在温度 $\leq 30^{\circ}\text{C}$ ，湿度 $\leq 70\%$ 的情况下，MBB（Moisture Barrier Bag）未打开能够保证 24 个月的储存期。

In the storage temperature are less than 30, humidity less than 70% conditions, MBB（Moisture Barrier Bag）is not open to ensure that the storage period of 24 months.

12.2 存储条件 Storage Condition

由于大气中存在氢氯化物、氢硫化物、硫酸物质等，因此产品储存在空气中，引出端的可焊性会变差。

产品不能暴露在高温高湿状态，必须在 12 的存储环境条件下保存

Due to the presence of hydrogen chloride, hydrogen sulfide, sulfuric acid, etc. in the atmosphere, So the product is stored in the air, solderability of terminations will be poor.

Products can not be exposed to high temperature and high humidity condition, must be stored under 12 of the storage environment.

13.绿色产品 Green Products

符合 RoHS 标准 In compliance with RoHS

智新电子公司提供的产品均符合 RoHS 2.0 环保指令的要求

JIMSON ELECTRONICS CO., LTD Products are RoHS Compliant.

THE END

X-ON Electronics

Largest Supplier of Electrical and Electronic Components

Click to view similar products for [Film Capacitors](#) category:

Click to view products by [Jimson](#) manufacturer:

Other Similar products are found below :

[F339X134748MIP2T0](#) [F450KG153J250ALH0J](#) [750-1018](#) [FKP1-1500160010P15](#) [FKP1R031007D00JYSD](#) [FKP1R031507E00JYSD](#)
[FKP1U024707E00KYSD](#) [82DC4100CK60J](#) [82EC1100DQ50K](#) [PFR5101J100J11L16.5TA18](#) [PME261JB5220KR19T0](#) [A451GK223M040A](#)
[A561ED221M450A](#) [QXJ2E474KTPT](#) [QXL2B333KTPT](#) [R49AN347000A1K](#) [EEC2G505HQA406](#) [B25668A6676A375](#) [B25673A4282E140](#)
[BFC233868148](#) [BFC2370GC222](#) [C3B2AD44400B20K](#) [C4ASWBU3220A3EK](#) [CB027C0473J--](#) [CB177I0184J--](#) [CB182K0184J--](#) [23PW210](#)
[950CQW5H-F](#) [SBDC3470AA10J](#) [SCD105K122A3-22](#) [2N3155](#) [A571EH331M450A](#) [FKP1-2202KV5P15](#) [FKS3-680040010P10](#)
[QXL2E473KTPT](#) [445450-1](#) [B25669A3996J375](#) [46KI322000M1M](#) [46KR415050M1K](#) [4BSNBX4100ZBFJ](#) [MKP383510063JKP2T0](#)
[MKPY2-.02230020P15](#) [MKT 1813-368-015](#) [4055292001](#) [46KN410000N1K](#) [EEC2E106HQA405](#) [EEC2G205HQA402](#) [EEC2G805HQA415](#)
[P409CP224M250AH470](#) [82EC2150DQ50K](#)