



Silicon Planar Zener Diodes

FEATURES

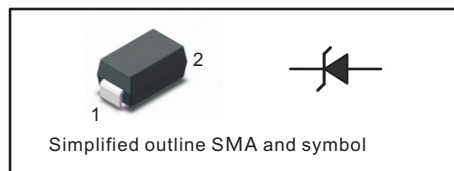
- Total power dissipation: Max. 1 W.
- Wide zener reverse voltage range 3.3V to 330V.
- Small plastic package suitable for surface mounted design.

MECHANICAL DATA

- Case: SMA
- Terminals: Solderable per MIL-STD-750, Method 2026
- Approx. Weight: 0.055g / 0.002oz

PINNING

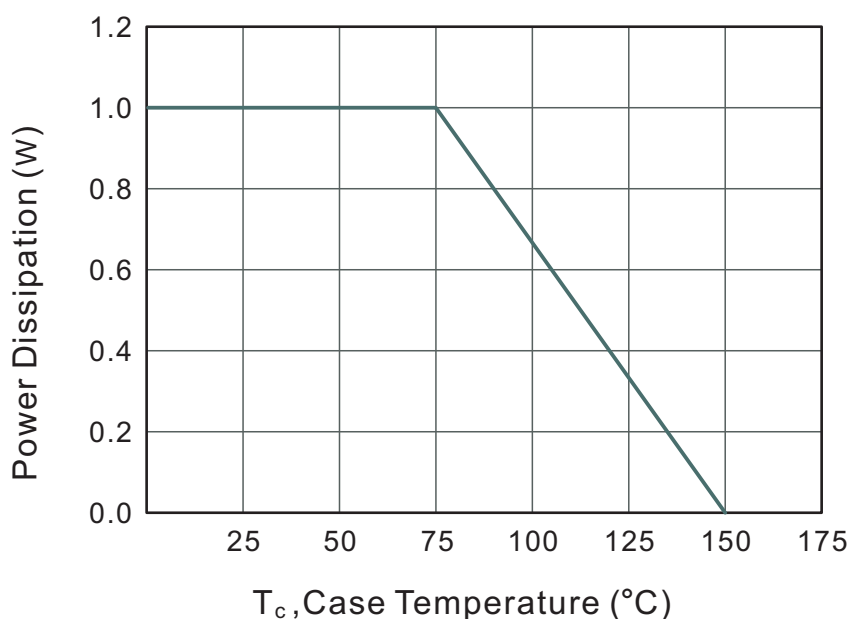
| PIN | DESCRIPTION |
|-----|-------------|
| 1 | Cathode |
| 2 | Anode |



Absolute Maximum Ratings And Characteristics (Ta = 25 °C)

| Parameter | Symbol | Value | Unit |
|--|----------------|---------------|------|
| Power Dissipation at T _c =75°C | P _D | 1 | W |
| Forward Voltage at I _F = 200 mA | V _F | 1.2 | V |
| Junction Temperature Range | T _J | - 55 to + 150 | °C |
| Storage Temperature Range | T _s | - 55 to + 150 | °C |

Fig.1 Maximum Continuous Power Derating



Characteristics at Ta = 25°C

| Type | Marking | Zener Voltage Range ⁽¹⁾ | | | I _{ZT} | Dynamic Impedance Z _{ZT} (at I _{ZT}) | Reverse Current | | Admissible Zener Current I _{ZM} (mA) |
|-----------|---------|---------------------------------------|---------|---------|-----------------|--|-----------------|-------------------|--|
| | | V _{ZT} (at I _{ZT}) | | | | | I _R | at V _R | |
| | | Min (V) | Nom (V) | Max (V) | (mA) | Max (Ω) | Max (μA) | (V) | |
| 1SMA4728A | 728A | 3.10 | 3.3 | 3.50 | 75 | 10 | 100 | 1 | 285 |
| 1SMA4729A | 729A | 3.40 | 3.6 | 3.80 | 69 | 10 | 100 | 1 | 263 |
| 1SMA4730A | 730A | 3.70 | 3.9 | 4.10 | 64 | 9.0 | 50 | 1 | 243 |
| 1SMA4731A | 731A | 4.06 | 4.3 | 4.56 | 58 | 9.0 | 25 | 1 | 219 |
| 1SMA4732A | 732A | 4.50 | 4.7 | 4.93 | 53 | 8.0 | 10 | 1 | 203 |
| 1SMA4733A | 733A | 4.84 | 5.1 | 5.36 | 49 | 7.0 | 10 | 1 | 186 |
| 1SMA4734A | 734A | 5.32 | 5.6 | 5.92 | 45 | 5.0 | 10 | 2 | 170 |
| 1SMA4735A | 735A | 5.86 | 6.2 | 6.51 | 41 | 2.0 | 10 | 3 | 154 |
| 1SMA4736A | 736A | 6.46 | 6.8 | 7.18 | 37 | 3.5 | 10 | 4 | 140 |
| 1SMA4737A | 737A | 7.12 | 7.5 | 7.88 | 34 | 4.0 | 10 | 5 | 127 |
| 1SMA4738A | 738A | 7.79 | 8.2 | 8.67 | 31 | 4.5 | 10 | 6 | 116 |
| 1SMA4739A | 739A | 8.60 | 9.1 | 9.59 | 28 | 5.0 | 10 | 7 | 104 |
| 1SMA4740A | 740A | 9.50 | 10 | 10.5 | 25 | 7.0 | 10 | 7 | 95 |
| 1SMA4741A | 741A | 10.4 | 11 | 11.6 | 23 | 8.0 | 5 | 8 | 86 |
| 1SMA4742A | 742A | 11.4 | 12 | 12.6 | 21 | 9.0 | 5 | 9 | 79 |
| 1SMA4743A | 743A | 12.4 | 13 | 14.1 | 19 | 10 | 5 | 10 | 71 |
| 1SMA4744A | 744A | 13.8 | 15 | 15.8 | 17 | 14 | 5 | 11 | 63 |
| 1SMA4745A | 745A | 15.2 | 16 | 17.1 | 16 | 16 | 5 | 12 | 58 |
| 1SMA4746A | 746A | 16.8 | 18 | 19.2 | 14 | 20 | 5 | 13 | 52 |
| 1SMA4747A | 747A | 19.0 | 20 | 21.2 | 13 | 22 | 5 | 15 | 47 |
| 1SMA4748A | 748A | 20.8 | 22 | 23.3 | 12 | 23 | 5 | 17 | 43 |
| 1SMA4749A | 749A | 22.8 | 24 | 26.0 | 11 | 25 | 5 | 18 | 38 |
| 1SMA4750A | 750A | 25.3 | 27 | 28.9 | 9.5 | 35 | 5 | 21 | 35 |
| 1SMA4751A | 751A | 28.2 | 30 | 32.0 | 8.5 | 40 | 5 | 23 | 31 |
| 1SMA4752A | 752A | 31.3 | 33 | 34.9 | 7.5 | 45 | 5 | 25 | 28 |
| 1SMA4753A | 753A | 34.2 | 36 | 37.9 | 7.0 | 50 | 5 | 27 | 26 |
| 1SMA4754A | 754A | 37.2 | 39 | 41.5 | 6.5 | 60 | 5 | 30 | 24 |
| 1SMA4755A | 755A | 40.9 | 43 | 45.6 | 6.0 | 70 | 1 | 32 | 22 |
| 1SMA4756A | 756A | 44.9 | 47 | 49.8 | 5.5 | 80 | 1 | 35 | 20 |
| 1SMA4757A | 757A | 48.6 | 51 | 54.0 | 5.0 | 95 | 1 | 38 | 18 |
| 1SMA4758A | 758A | 53.6 | 56 | 58.8 | 4.5 | 110 | 1 | 42 | 17 |
| 1SMA4759A | 759A | 58.9 | 62 | 65.6 | 4.0 | 125 | 1 | 47 | 15 |
| 1SMA4760A | 760A | 64.6 | 68 | 71.7 | 3.7 | 150 | 1 | 52 | 14 |
| 1SMA4761A | 761A | 71.2 | 75 | 78.8 | 3.3 | 175 | 1 | 56 | 12 |
| 1SMA4762A | 762A | 77.9 | 82 | 87.0 | 3.0 | 200 | 1 | 62 | 11 |
| 1SMA4763A | 763A | 86.0 | 91 | 96.0 | 2.8 | 250 | 1 | 69 | 10 |
| 1SMA4764A | 764A | 95.0 | 100 | 105 | 2.5 | 350 | 1 | 76 | 9.5 |
| 1SMA4765A | 765A | 104 | 110 | 116 | 2.3 | 450 | 1 | 84 | 8.6 |
| 1SMA4766A | 766A | 114 | 120 | 127 | 2.0 | 550 | 1 | 91 | 7.8 |
| 1SMA4767A | 767A | 125 | 135 | 142 | 1.9 | 700 | 1 | 100 | 7.0 |
| 1SMA4768A | 768A | 140 | 150 | 157 | 1.7 | 900 | 1 | 110 | 6.3 |
| 1SMA4769A | 769A | 155 | 165 | 172 | 1.6 | 1100 | 1 | 120 | 5.8 |
| 1SMA4770A | 770A | 170 | 180 | 191 | 1.4 | 1200 | 1 | 135 | 5.2 |
| 1SMA4771A | 771A | 189 | 200 | 211 | 1.2 | 1400 | 1 | 150 | 4.7 |
| 1SMA4772A | 772A | 209 | 220 | 231 | 1.0 | 1600 | 1 | 165 | 4.3 |
| 1SMA4773A | 773A | 229 | 240 | 251 | 1.0 | 1800 | 1 | 180 | 3.9 |
| 1SMA4774A | 774A | 249 | 260 | 271 | 1.0 | 2000 | 1 | 190 | 3.7 |
| 1SMA4775A | 775A | 269 | 280 | 291 | 1.0 | 2100 | 1 | 205 | 3.4 |
| 1SMA4776A | 776A | 289 | 300 | 315 | 1.0 | 2300 | 1 | 230 | 3.1 |
| 1SMA4777A | 777A | 313 | 330 | 346 | 1.0 | 2500 | 1 | 250 | 2.8 |

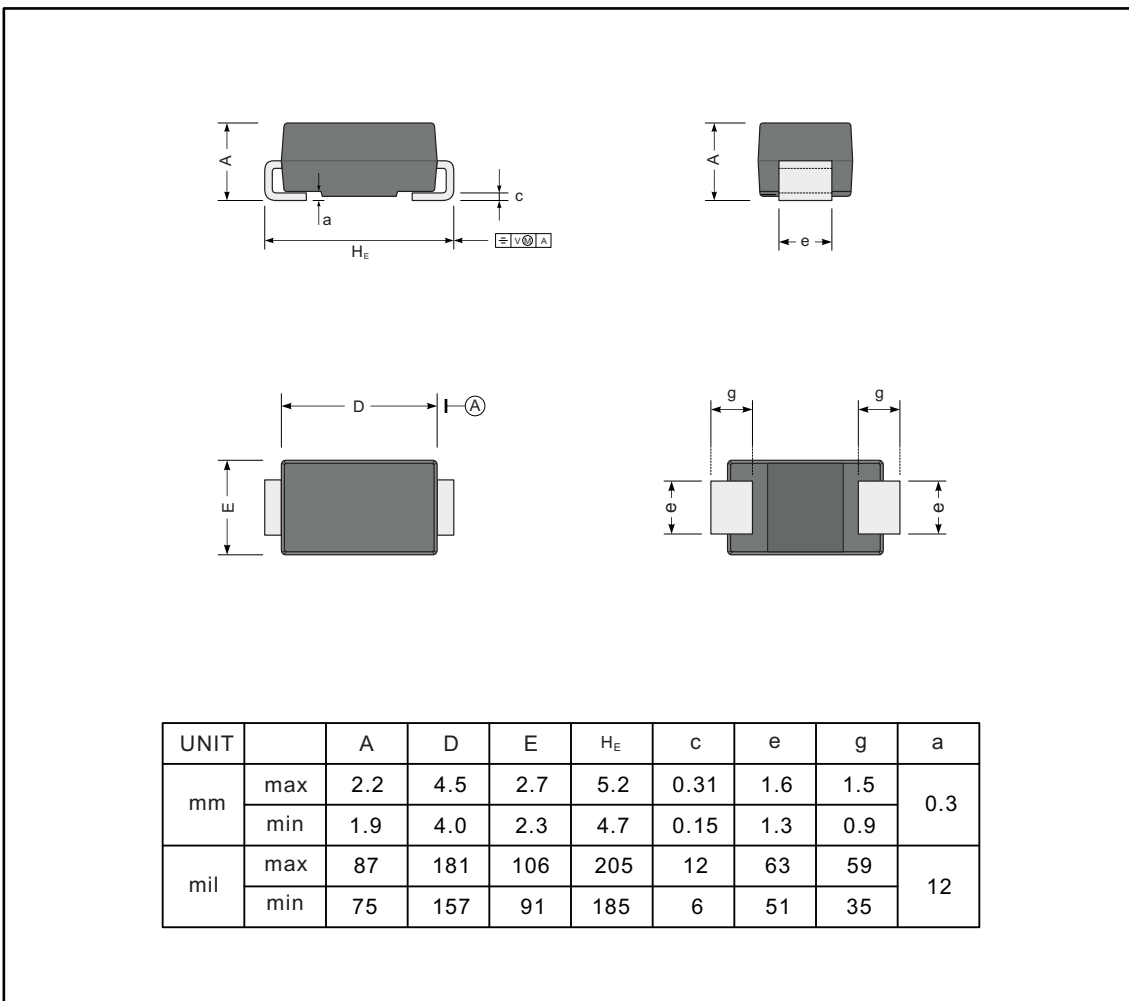
(1) V_{ZT} is tested with pulses (20 ms)



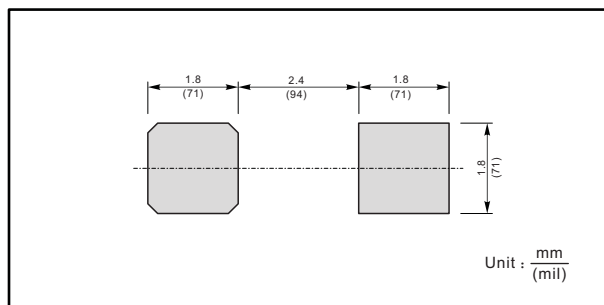
PACKAGE OUTLINE

Plastic surface mounted package; 2 leads

SMA



The recommended mounting pad size



X-ON Electronics

Largest Supplier of Electrical and Electronic Components

Click to view similar products for [Zener Diodes](#) category:

Click to view products by [Jingdao](#) manufacturer:

Other Similar products are found below :

[MMSZ5245BS-7-F](#) [RKZ13B2KG#P1](#) [RKZ5.6B2KJ#R1](#) [EDZTE6113B](#) [EDZTE6116B](#) [EDZTE616.8B](#) [1N747A](#) [1N966B](#) [NTE5116A](#)
[NTE5121A](#) [NTE5139A](#) [NTE5147A](#) [NTE5152A](#) [NTE5155A](#) [NTE5156A](#) [NTE5164A](#) [JANS1N4974US](#) [SMAJ4764A-TP](#) [RKZ5.1BKU#P6](#)
[3SMAJ5946B-TP](#) [3SMAJ5950B-TP](#) [3SMBJ5920B-TP](#) [3SMBJ5925B-TP](#) [TDZTR24](#) [441774C](#) [MMSZ4678-TP](#) [MMSZ5232BQ-13-F](#)
[BZG04-36](#) [BZG05C9V1-HE3-TR](#) [HZM30NBTR-E](#) [UDZTE-175.1B](#) [3SMAJ5945B-TP](#) [3SMAJ5947B-TP](#) [3SMBJ5941B-TP](#) [DL4746A-TP](#)
[RKZ18B2KK#R1](#) [RKZ10B2KL#R1](#) [RKZ6.8B2KL#R1](#) [RKZ8.2B2KL#R1](#) [DZ2S240M0L](#) [SMAZ27-TP](#) [SMBZ5920B-E3/52](#) [ZMM3.0](#)
[RD16UM-T1-A](#) [RD39S-T1-A](#) [RD9.1S-T1-A](#) [RD10S-T1-A](#) [RD20S-T1-A](#) [RD2.2S-T1-A](#) [RD2.7UM-T1-A](#)