




BC856 BC857 BC858

PNP TRANSISTOR

FEATURES

- Ideally suited for automatic insertion
- For Switching and AF Amplifier Applications

SOT-23



1.BASE  
2.EMITTER  
3.COLLECTOR

MAXIMUM RATINGS (Ta=25°C unless otherwise noted)

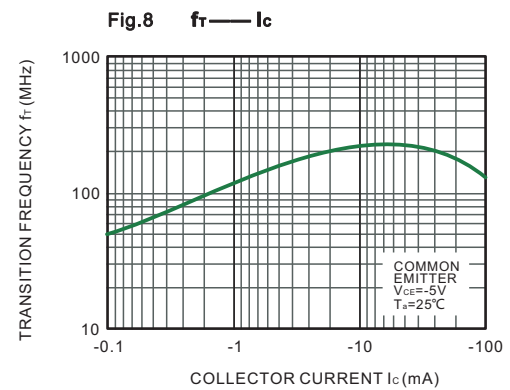
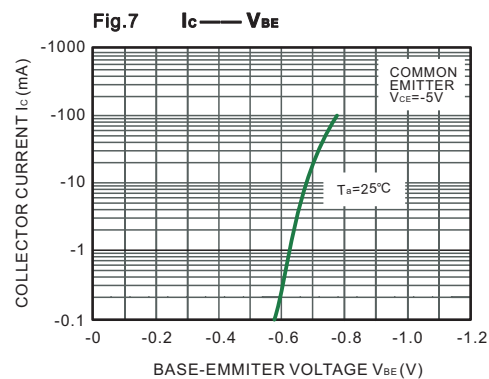
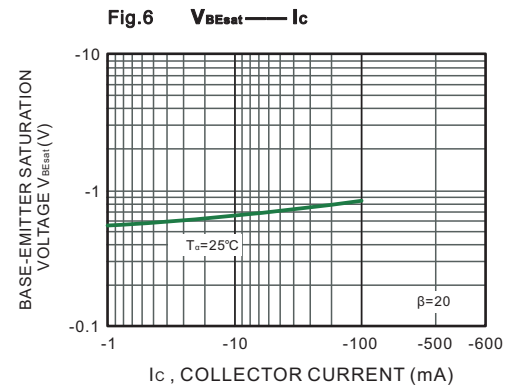
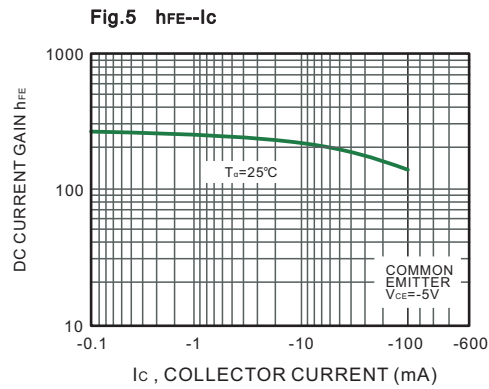
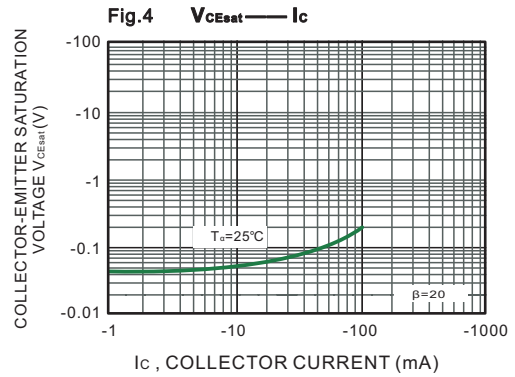
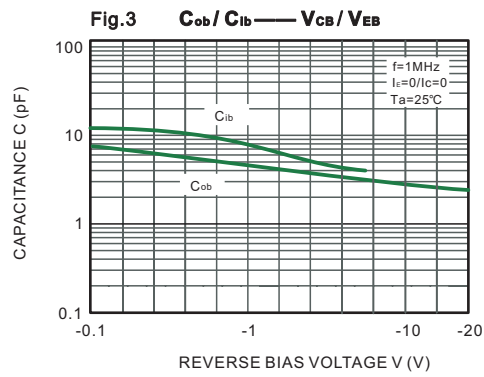
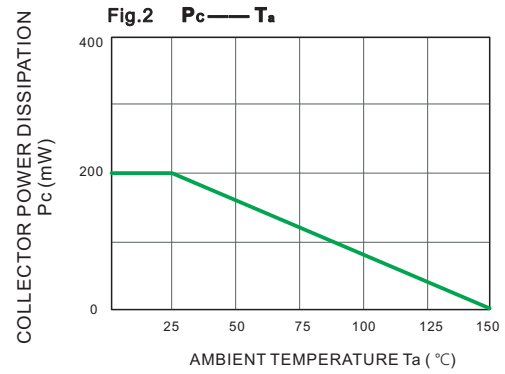
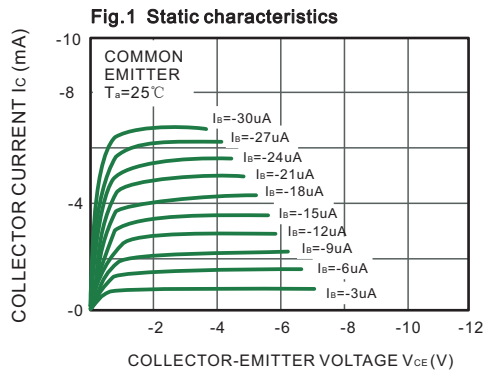
Parameter	Symbol	Value	Unit
Collector–Base Voltage	V <sub>CBO</sub>	BC856 -80	V
		BC857 -50	
		BC858 -30	
Collector–Emitter Voltage	V <sub>CEO</sub>	BC856 -65	V
		BC857 -45	
		BC858 -30	
Emitter–Base Voltage	V <sub>EBO</sub>	-5	V
Collector Current — Continuous	I <sub>C</sub>	-0.1	A
Collector Power Dissipation	P <sub>C</sub>	200	mW
Thermal Resistance From Junction To Ambient	R <sub>thJA</sub>	625	°C/W
Junction Temperature	T <sub>J</sub>	150	°C
Storage Temperature	T <sub>stg</sub>	-65~+150	°C

ELECTRICAL CHARACTERISTICS (TA = 25°C unless otherwise noted.)

Parameter	Symbol	Test conditions	Min	Max	Unit		
Collector-base breakdown voltage	V <sub>CBO</sub>	I <sub>C</sub> = -10μA, I <sub>E</sub> = 0	BC856 -80		V		
			BC857 -50				
			BC858 -30				
Collector-emitter breakdown voltage	V <sub>CEO</sub>	I <sub>C</sub> = -10mA, I <sub>B</sub> = 0	BC856 -65		V		
			BC857 -45				
			BC858 -30				
Emitter-base breakdown voltage	V <sub>EBO</sub>	I <sub>E</sub> = -1μA, I <sub>C</sub> = 0	-5		V		
Collector cut-off current	I <sub>CBO</sub>	V <sub>CB</sub> = -70V, I <sub>E</sub> = 0 V <sub>CB</sub> = -45V, I <sub>E</sub> = 0 V <sub>CB</sub> = -25V, I <sub>E</sub> = 0		-0.1	μA		
Collector cut-off current			I <sub>CEO</sub>	V <sub>CE</sub> = -60V, I <sub>B</sub> = 0 V <sub>CE</sub> = -40V, I <sub>B</sub> = 0 V <sub>CE</sub> = -25V, I <sub>B</sub> = 0			-0.1
Collector cut-off current						I <sub>EBO</sub>	V <sub>EB</sub> = -5V, I <sub>C</sub> = 0
Emitter cut-off current		-0.1			μA		
DC current gain	h <sub>FE</sub>	V <sub>CE</sub> = -5V, I <sub>C</sub> = -2mA	BC856A, 857A, 858A 220	250 475			
			BC856B, 857B, 858B 420	800			
			BC857C, BC858C				
Collector-emitter saturation voltage	V <sub>CE(sat)</sub>	I <sub>C</sub> = -100mA, I <sub>B</sub> = -5mA		-0.5	V		
Base-emitter saturation voltage	V <sub>BE(sat)</sub>	I <sub>C</sub> = -100mA, I <sub>B</sub> = -5mA		-1.1	V		
Transition frequency	f <sub>T</sub>	V <sub>CE</sub> = -5V, I <sub>C</sub> = -10mA, f = 100MHz	100		MHz		
Collector capacitance	C <sub>ob</sub>	V <sub>CB</sub> = -10V, f = 1MHz		4.5	pF		

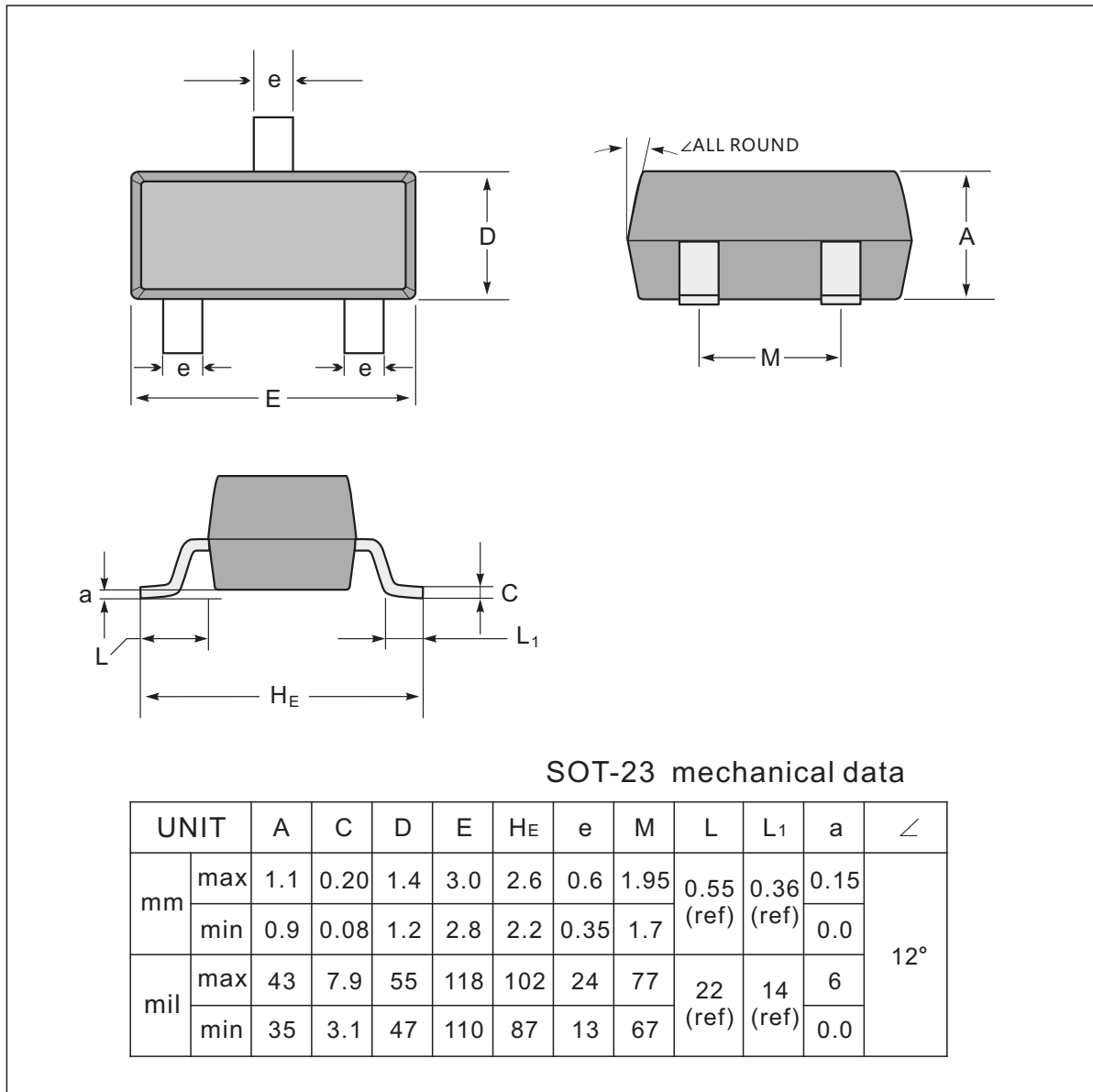


### TYPICAL CHARACTERISTICS

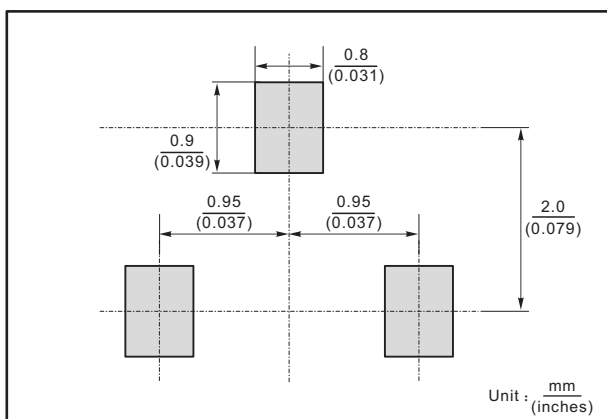




### SOT-23 Package Outline Dimensions



#### The recommended mounting pad size



#### Marking

Type number	Marking code
BC856A	3A
BC856B	3B
BC857A	3E
BC857B	3F
BC857C	3G
BC858A	3J
BC858B	3K
BC858C	3L

## X-ON Electronics

Largest Supplier of Electrical and Electronic Components

*Click to view similar products for [Bipolar Transistors - BJT category](#):*

*Click to view products by [Jingdao manufacturer](#):*

Other Similar products are found below :

[BC559C](#) [MCH4017-TL-H](#) [MMBT-2369-TR](#) [BC546/116](#) [NJVMJD148T4G](#) [NTE16](#) [NTE195A](#) [IMX9T110](#) [2N4401-A](#) [2N6728](#) [2SA1419T-TD-H](#) [2SB1204S-TL-E](#) [2SC5488A-TL-H](#) [FMC5AT148](#) [2N2369ADCSM](#) [2N2907A](#) [2N3904-NS](#) [2N5769](#) [2SC4618TLN](#) [CPH6501-TL-E](#) [US6T6TR](#) [BAX18/A52R](#) [BC556/112](#) [IMZ2AT108](#) [MMST8098T146](#) [MCH6102-TL-E](#) [BC846B-13-F](#) [2N3879](#) [30A02MH-TL-E](#) [NTE13](#) [NTE282](#) [NTE323](#) [NTE350](#) [NTE81](#) [JANTX2N2920L](#) [JANSR2N2907AUB](#) [CMLT3946EG TR](#) [SNSS40600CF8T1G](#) [CMLT3906EG TR](#) [GRP-DATA-JANS2N2907AUB](#) [GRP-DATA-JANS2N2222AUA](#) [MMDT3946FL3-7](#) [2N4240](#) [JANS2N3019](#) [MSB30KH-13](#) [2N2221AUB](#) [2SD1815T-TL-E](#) [2N6678](#) [2N2907Ae4](#) [JAN2N3507](#)