



**Surface Mount Superfast Recovery Rectifier**

**Reverse Voltage – 50 to 600 V**

**Forward Current –2 A**

**FEATURES**

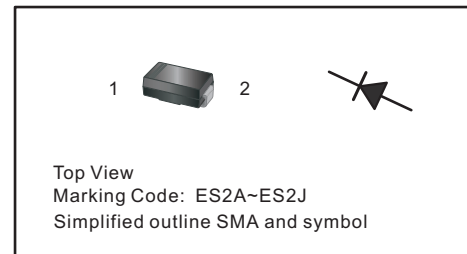
- For surface mounted applications
- Low profile package
- Glass Passivated Chip Junction
- Superfast reverse recovery time
- Lead free in comply with EU RoHS 2011/65/EU directives

**MECHANICAL DATA**

- Case: SMA
- Terminals: Solderable per MIL-STD-750, Method 2026
- Approx. Weight: 0.055g / 0.002oz

**PINNING**

| PIN | DESCRIPTION |
|-----|-------------|
| 1   | Cathode     |
| 2   | Anode       |



**Absolute Maximum Ratings and Characteristics**

Ratings at 25 °C ambient temperature unless otherwise specified. Single phase, half wave, 60 Hz, resistive or inductive load. For capacitive load, derate current by 20%.

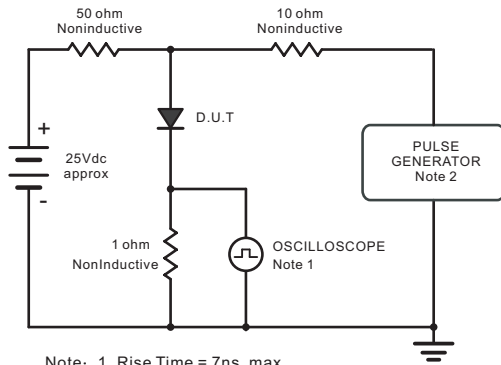
| Parameter  | Symbols         | ES2A       | ES2B | ES2C | ES2D | ES2E | ES2G | ES2J | Units              |
|--|-----------------|------------|------|------|------|------|------|------|--------------------|
| Maximum Repetitive Peak Reverse Voltage  | $V_{RRM}$       | 50         | 100  | 150  | 200  | 300  | 400  | 600  | V                  |
| Maximum RMS voltage  | $V_{RMS}$       | 35         | 70   | 105  | 140  | 210  | 280  | 420  | V                  |
| Maximum DC Blocking Voltage  | $V_{DC}$        | 50         | 100  | 150  | 200  | 300  | 400  | 600  | V                  |
| Maximum Average Forward Rectified Current at $T_c = 125\text{ }^\circ\text{C}$   | $I_{F(AV)}$     | 2          |      |      |      |      |      |      | A                  |
| Peak Forward Surge Current 8.3 ms Single Half Sine Wave Superimposed on Rated Load   | $I_{FSM}$       | 50         |      |      |      |      |      |      | A                  |
| Maximum Forward Voltage at 2 A   | $V_F$           | 1          |      |      | 1.25 |      | 1.68 |      | V                  |
| Maximum DC Reverse Current at Rated DC Blocking Voltage<br>$T_a = 25\text{ }^\circ\text{C}$<br>$T_a = 125\text{ }^\circ\text{C}$ | $I_R$           | 5<br>100   |      |      |      |      |      |      | $\mu\text{A}$      |
| Typical Junction Capacitance at $V_R=4\text{V}$ , $f=1\text{MHz}$  | $C_j$           | 40         |      |      |      |      |      |      | pF                 |
| Maximum Reverse Recovery Time <sup>(1)</sup>   | $t_{rr}$        | 35         |      |      |      |      |      |      | ns                 |
| Typical Thermal Resistance <sup>(2)</sup>  | $R_{\theta JA}$ | 60         |      |      |      |      |      |      | $^\circ\text{C/W}$ |
| Operating and Storage Temperature Range  | $T_j, T_{stg}$  | -55 ~ +150 |      |      |      |      |      |      | $^\circ\text{C}$   |

(1) Measured with  $I_F = 0.5\text{ A}$ ,  $I_R = 1\text{ A}$ ,  $I_{rr} = 0.25\text{ A}$ .

(2) P.C.B. mounted with 1.0 X 1.0" (2.54 X 2.54 cm) copper pad areas.



Fig.1 Reverse Recovery Time Characteristic And Test Circuit Diagram



Note: 1. Rise Time = 7ns, max.  
Input Impedance = 1megohm, 22pF.  
2. Rise Time = 10ns, max.  
Source Impedance = 50 ohms.



Fig.2 Maximum Average Forward Current Rating

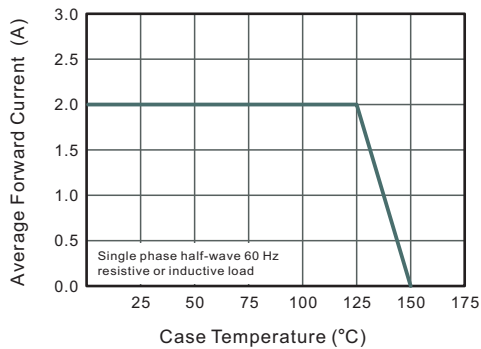


Fig.3 Typical Reverse Characteristics

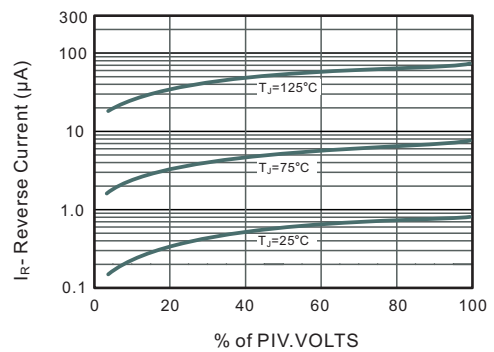


Fig.4 Typical Forward Characteristics

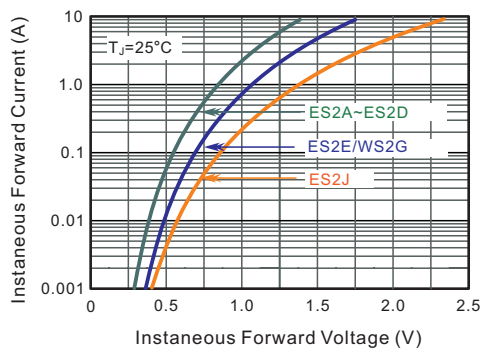


Fig.5 Typical Junction Capacitance

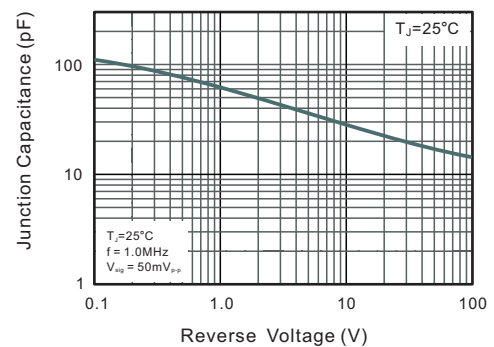
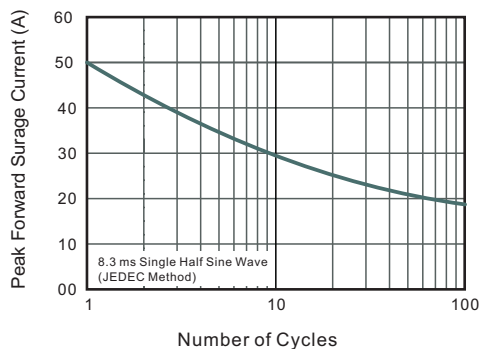


Fig.6 Maximum Non-Repetitive Peak Forward Surge Current

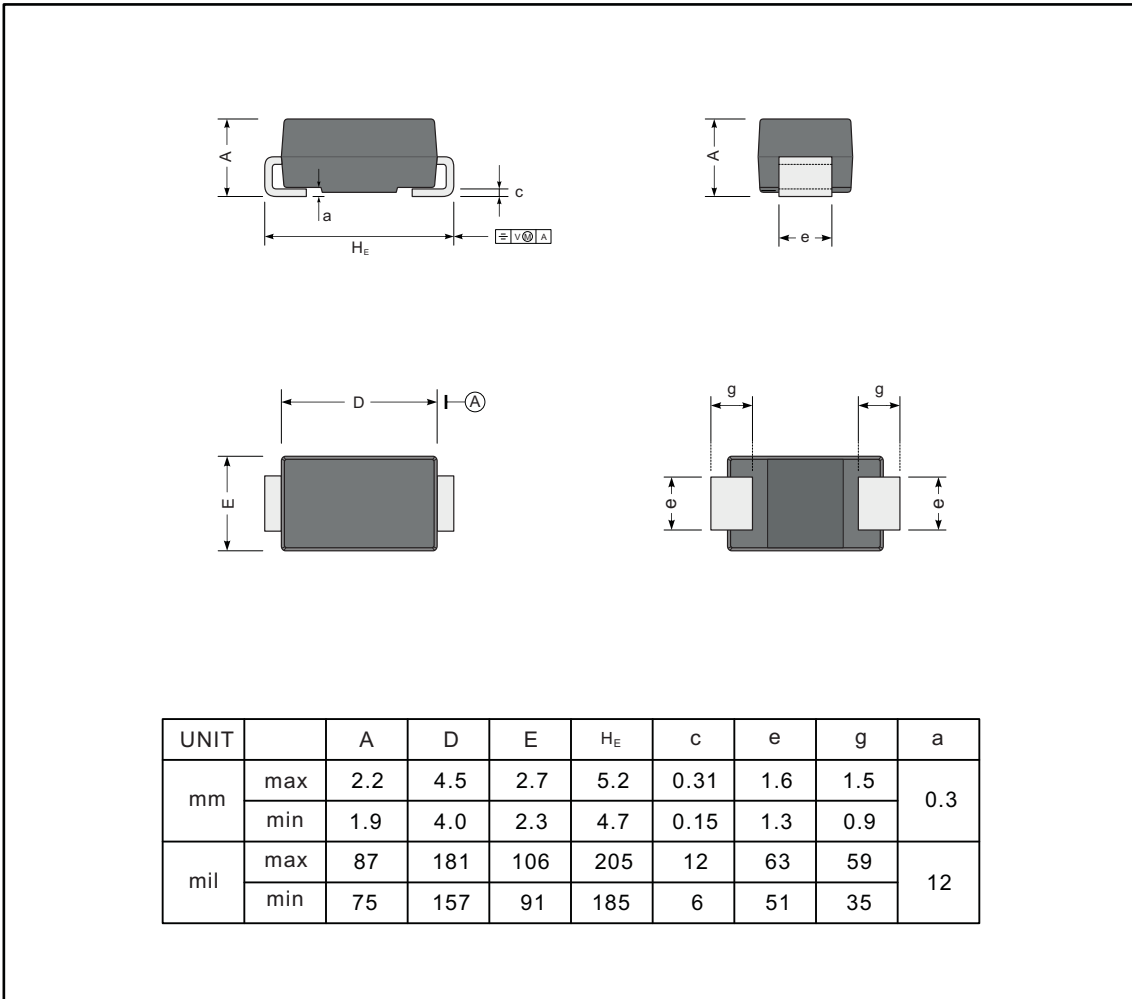




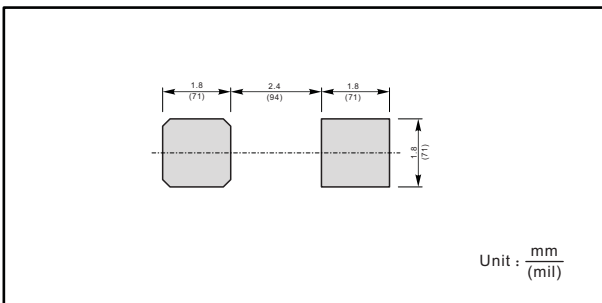
**PACKAGE OUTLINE**

Plastic surface mounted package; 2 leads

SMA



**The recommended mounting pad size**



**Marking**

| Type number | Marking code |
|-------------|--------------|
| ES2A        | ES2A         |
| ES2B        | ES2B         |
| ES2C        | ES2C         |
| ES2D        | ES2D         |
| ES2E        | ES2E         |
| ES2G        | ES2G         |
| ES2J        | ES2J         |

## X-ON Electronics

Largest Supplier of Electrical and Electronic Components

*Click to view similar products for [Rectifiers](#) category:*

*Click to view products by [Jingdao](#) manufacturer:*

Other Similar products are found below :

[70HFR40](#) [FR105 R0](#) [RL252-TP](#) [150KR30A](#) [1N5397](#) [1N4002G](#) [1N4005-TR](#) [UFS120Je3/TR13](#) [JANS1N6640US](#) [481235F](#)  
[RRE02VS6SGTR](#) [067907F](#) [MS306](#) [70HF40](#) [T110HF60](#) [T85HFL60S02](#) [US2JFL-TP](#) [A1N5404G-G](#) [CRS04\(T5L,TEMQ\)](#)  
[CRS12\(T5L,TEMQ\)](#) [ACGRB207-HF](#) [CLH07\(TE16L,Q\)](#) [CLH03\(TE16L,Q\)](#) [ACGRC307-HF](#) [ACEFC304-HF](#) [NTE6356](#) [NTE6359](#) [85HFR60](#)  
[40HFR60](#) [70HF120](#) [85HFR80](#) [D126A45C](#) [SCF7500](#) [D251N08B](#) [SCHJ22.5K](#) [SM100](#) [SCPA2](#) [SDHD5K](#) [VS-12FL100S10](#) [ACGRA4001-](#)  
[HF](#) [ACURA107-HF](#) [D1821SH45T PR](#) [D1251S45T](#) [NTE6358](#) [NTE5850](#) [NTE5819](#) [NTE5837](#) [NTE5892](#) [NTE5900](#) [NTE5911](#)