

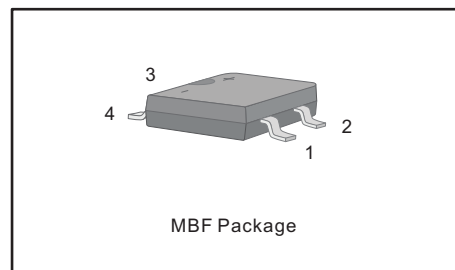
0.5A SURFACE MOUNT GLASS PASSIVATED BRIDGE RECTIFIER

FEATURES:

Glass Passivated Chip Junction
Reverse Voltage - 600V
Forward Current - 0.5 A
High Surge Current Capability
Designed for Surface Mount Application

PINNING

PIN	DESCRIPTION
1	Input Pin (~)
2	Input Pin (~)
3	Output Anode (+)
4	Output Cathode (-)



MECHANICAL DATA

- Case: MBF
- Terminals: Solderable per MIL-STD-750, Method 2026
- Approx. Weight: 75mg 0.0026oz

Maximum Ratings and Electrical characteristics

Ratings at 25 °C ambient temperature unless otherwise specified.

Single phase half-wave 60 Hz, resistive or inductive load, for capacitive load current derate by 20 %.

Parameter	Symbols	MB6FB	Units
Maximum Repetitive Peak Reverse Voltage	V_{RRM}	600	V
Maximum RMS voltage	V_{RMS}	420	V
Maximum DC Blocking Voltage	V_{DC}	600	V
Average Rectified Output Current at $T_c = 125\text{ }^\circ\text{C}$	I_O	0.5	A
Peak Forward Surge Current 8.3 ms Single Half Sine Wave Superimposed on Rated Load (JEDEC Method)	I_{FSM}	25 (TYPE)	A
Maximum Forward Voltage at 0.5 A	V_F	1.0	V
Maximum DC Reverse Current at Rated DC Blocking Voltage	I_R	5 40	μA
Typical Junction Capacitance (Note1)	C_j	9	pF
Typical Thermal Resistance (Note2)	$R_{\theta JA}$	110	$^\circ\text{C/W}$
Operating and Storage Temperature Range	T_j, T_{stg}	-55 ~ +150	$^\circ\text{C}$

Note: 1. Measured at 1MHz and applied reverse voltage of 4 V D.C.

2. Mounted on glass epoxy PC board with 4×1.5"×1.5" (3.81×3.81 cm) copper pad.



Fig.1 Average Rectified Output Current Derating Curve

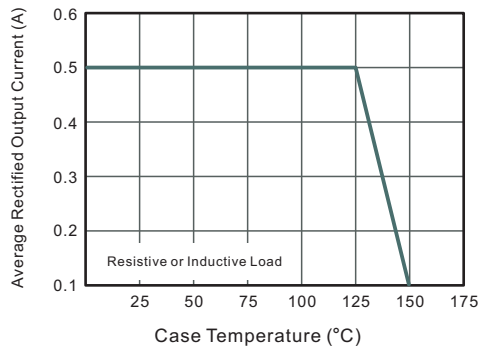


Fig.2 Typical Reverse Characteristics

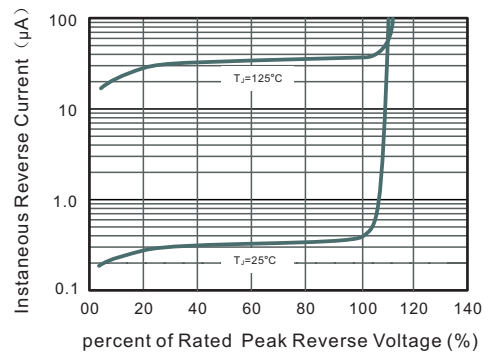


Fig.3 Typical Instantaneous Forward Characteristics

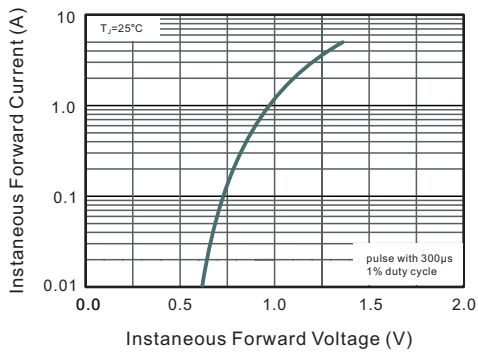


Fig.4 Typical Junction Capacitance

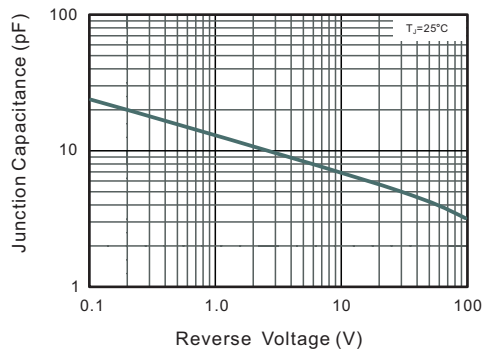
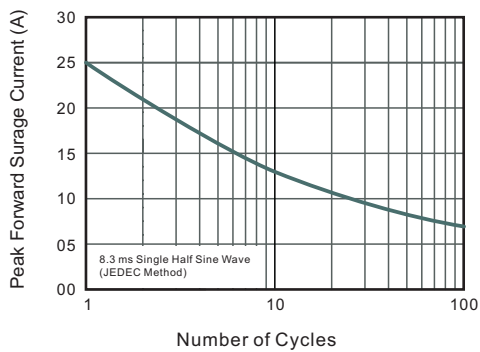


Fig.5 Maximum Non-Repetitive Peak Forward Surge Current

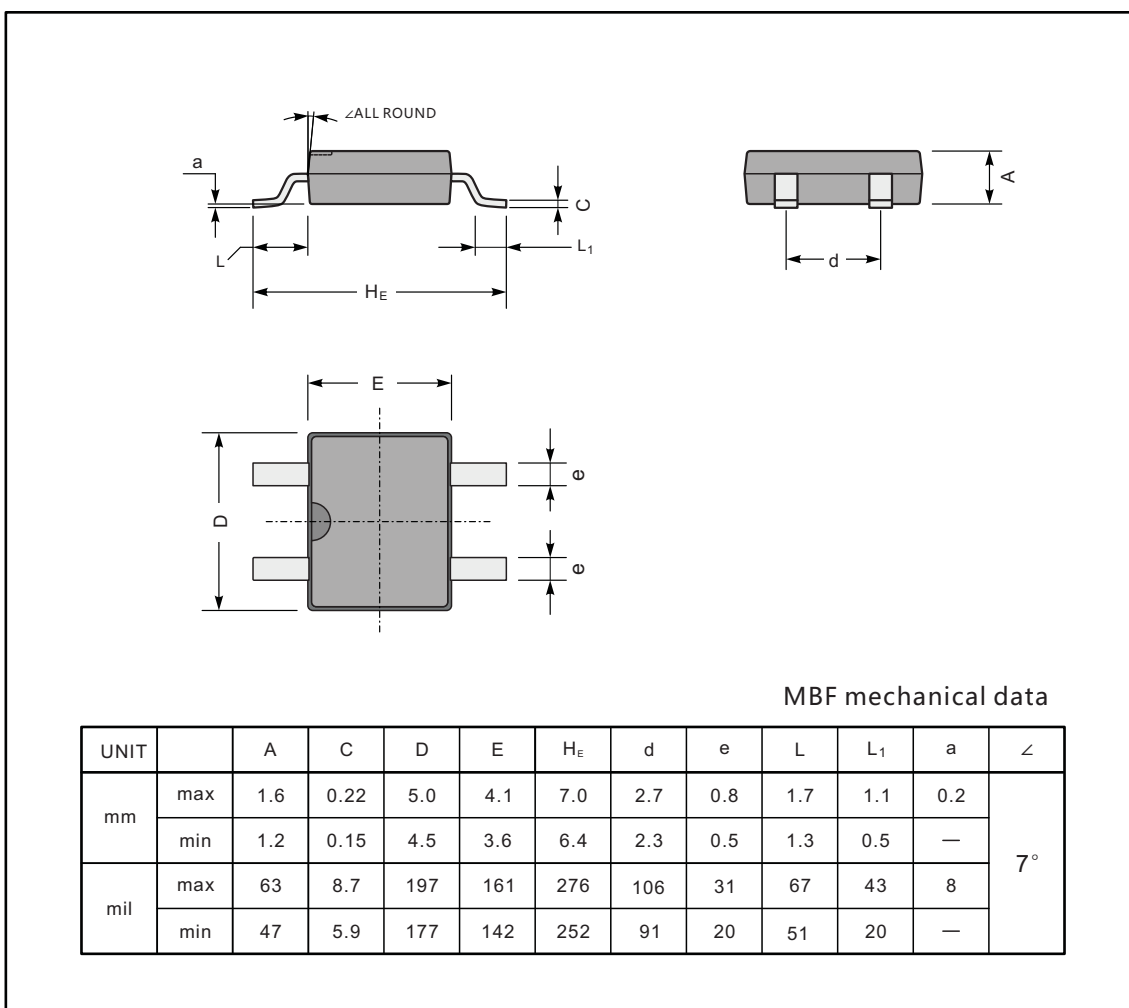




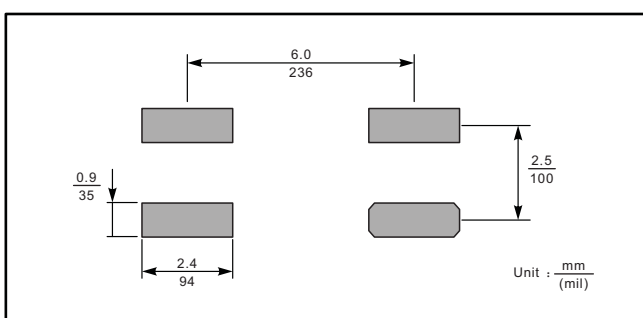
PACKAGE OUTLINE

Plastic surface mounted package; 4 leads

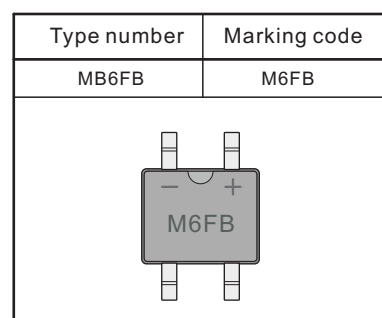
MBF



The recommended mounting pad size



Marking



X-ON Electronics

Largest Supplier of Electrical and Electronic Components

Click to view similar products for [Bridge Rectifiers](#) category:

Click to view products by [Jingdao](#) manufacturer:

Other Similar products are found below :

[MB252](#) [MB356G](#) [MB358G](#) [MP358-BP](#) [90MT160KPBF](#) [GBJ1504-BP](#) [GBU10B-BP](#) [GBU15J-BP](#) [GBU15K-BP](#) [GBU4A-BP](#) [GBU4D-BP](#)
[GSIB680-E3/45](#) [DB101-BP](#) [DBA150G](#) [DBA250G](#) [DBD10G-TM-E](#) [DBF10G](#) [DBG150G](#) [DBG250G](#) [DF01](#) [DF10SA-E345](#) [BU1508-E3/45](#)
[BU1510-E3/45](#) [KBPC50-10S](#) [RS405GL-BP](#) [26MT120](#) [G5SBA60-E3/51](#) [GBJ1502-BP](#) [GBU10J-BP](#) [GBU4J-BP](#) [GBU6M](#) [GBU8D-BP](#)
[GBU8J-BP](#) [GSIB1520-E3/45](#) [TB102M](#) [MB1510](#) [MB6M-G](#) [MB86](#) [TL401G](#) [MDA920A2](#) [TU602](#) [TU810](#) [MP501W-BP](#) [MP502-BP](#)
[BR1005-BP](#) [BR101-BP](#) [BR84DTP204](#) [BU1010A-E3/51](#) [BU1508-E3/51](#) [BU2006-E3/45](#)