



Silicon Planar Zener Diodes

FEATURES

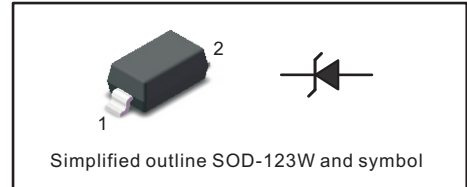
- Total power dissipation: Max. 500mW.
- Wide zener reverse voltage range 2.0V to 75V.
- Small plastic package suitable for surface mounted design.
- Tolerance approximately $\pm 2\%$

MECHANICAL DATA

- Case: SOD-123W
- Terminals: Solderable per MIL-STD-750, Method 2026
- Approx. Weight: 16mg/0.00056oz

PINNING

PIN	DESCRIPTION
1	Cathode
2	Anode



Absolute Maximum Ratings And Characteristics (Ta = 25 °C)

Parameter	Symbol	Value	Unit
Power Dissipation	P_{tot}	500	mW
Forward Voltage at $I_F = 10 \text{ mA}$	V_F	0.9	V
Typical thermal resistance junction to ambient ⁽¹⁾	$R_{\theta JA}$	340	$^{\circ}\text{C}/\text{W}$
Operating and Storage Temperature Range	T_j, T_{stg}	-55 ~ +150	$^{\circ}\text{C}$

(1) Thermal resistance from junction to ambient at P.C.B. mounted with 2.0" X 2.0" (5 X 5 cm) copper areas pads.

Fig.1 Maximum Continuous Power Derating

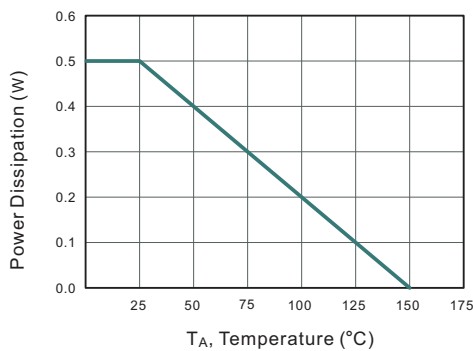
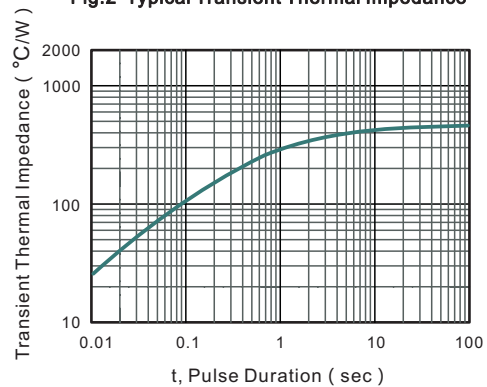


Fig.2 Typical Transient Thermal Impedance





Characteristics at Ta = 25°C

Type	Marking	Zener Voltage Range ⁽¹⁾			I _{ZT} (mA)	Dynamic Impedance	Reverse Current	
		V _{ZT} (at I _{ZT})				Z _{ZT} (at I _{ZT})	I _R	at V _R
		Min (V)	Nom (V)	Max (V)		Max (Ω)	Max (μA)	(V)
MM1Z2V0BW	4A	1.96	2	2.04	5	100	120	0.5
MM1Z2V2BW	4B	2.16	2.2	2.24	5	100	120	0.7
MM1Z2V4BW	4C	2.35	2.4	2.45	5	100	120	1
MM1Z2V7BW	4D	2.65	2.7	2.75	5	110	120	1
MM1Z3V0BW	4E	2.94	3	3.06	5	120	50	1
MM1Z3V3BW	4F	3.23	3.3	3.37	5	130	20	1
MM1Z3V6BW	4H	3.53	3.6	3.67	5	130	10	1
MM1Z3V9BW	4J	3.82	3.9	3.98	5	130	5	1
MM1Z4V3BW	4K	4.21	4.3	4.39	5	130	5	1
MM1Z4V7BW	4M	4.61	4.7	4.79	5	130	2	1
MM1Z5V1BW	4N	5	5.1	5.20	5	130	2	1.5
MM1Z5V6BW	4P	5.49	5.6	5.71	5	80	1	2.5
MM1Z6V2BW	4R	6.08	6.2	6.32	5	50	1	3
MM1Z6V8BW	4X	6.66	6.8	6.94	5	30	0.5	3.5
MM1Z7V5BW	4Y	7.35	7.5	7.65	5	30	0.5	4
MM1Z8V2BW	4Z	8.04	8.2	8.36	5	30	0.5	5
MM1Z9V1BW	5A	8.92	9.1	9.28	5	30	0.5	6
MM1Z10BW	5B	9.8	10	10.2	5	30	0.1	7
MM1Z11BW	5C	10.78	11	11.22	5	30	0.1	8
MM1Z12BW	5D	11.76	12	12.24	5	35	0.1	9
MM1Z13BW	5E	12.74	13	13.26	5	35	0.1	10
MM1Z15BW	5F	14.7	15	15.3	5	40	0.1	11
MM1Z16BW	5H	15.68	16	16.32	5	40	0.1	12
MM1Z18BW	5J	17.64	18	18.36	5	45	0.1	13
MM1Z20BW	5K	19.6	20	20.4	5	50	0.1	15
MM1Z22BW	5M	21.56	22	22.44	5	55	0.1	17
MM1Z24BW	5N	23.52	24	24.48	5	60	0.1	19
MM1Z27BW	5P	26.46	27	27.54	5	70	0.1	21
MM1Z30BW	5R	29.4	30	30.6	5	80	0.1	23
MM1Z33BW	5X	32.34	33	33.66	5	80	0.1	25
MM1Z36BW	5Y	35.28	36	36.72	5	90	0.1	27
MM1Z39BW	5Z	38.22	39	39.78	2.5	100	2	30
MM1Z43BW	6A	42.14	43	43.86	2.5	130	2	33
MM1Z47BW	6B	46.06	47	47.94	2.5	150	2	36
MM1Z51BW	6C	49.98	51	52.02	2.5	180	1	39
MM1Z56BW	6D	54.88	56	57.12	2.5	180	1	43
MM1Z62BW	6E	60.76	62	63.24	2.5	200	0.2	47
MM1Z68BW	6F	66.64	68	69.36	2.5	250	0.2	52
MM1Z75BW	6H	73.5	75	76.5	2.5	300	0.2	57

(1) V_{ZT} is tested with pulses (20 ms)



PACKAGE OUTLINE

Plastic surface mounted package; 2 leads

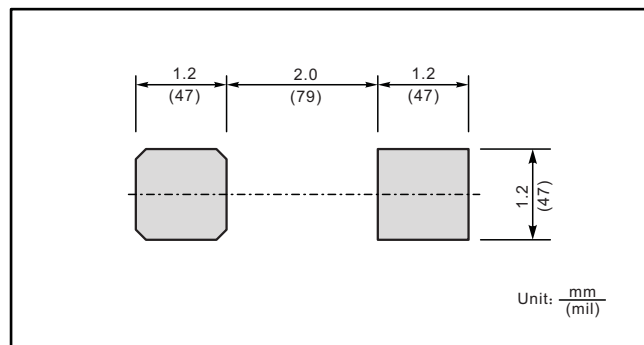
SOD-123W



SOD-123W mechanical data

UNIT		A	C	D	E	E ₁	L ₁	b	A ₁	∠
mm	max	1.3	0.22	1.8	2.8	3.9	0.45	0.7	0.2	9°
	min	0.9	0.09	1.5	2.5	3.6	0.25	0.5	—	
mil	max	51	8.7	71	110	154	18	28	8	
	min	35	3.5	59	98	142	10	20	—	

The recommended mounting pad size



X-ON Electronics

Largest Supplier of Electrical and Electronic Components

Click to view similar products for [Zener Diodes](#) category:

Click to view products by [Jingdao](#) manufacturer:

Other Similar products are found below :

[RKZ13B2KG#P1](#) [DL5234B](#) [EDZTE6113B](#) [1N4682](#) [1N4693](#) [1N4732A](#) [1N4736A](#) [1N4750A](#) [1N4759ARL](#) [1N5241B](#) [1N5365B](#) [1N5369B](#)
[1N747A](#) [1N964B](#) [1N966B](#) [1N968B](#) [1N972B](#) [JANS1N4974US](#) [JANTX1N5907](#) [1N4692](#) [1N4700](#) [1N4702](#) [1N4704](#) [1N4711](#) [1N4714](#)
[1N4745ARL](#) [1N4752ARL](#) [1N4760ARL](#) [1N5221B](#) [1N5242BTR](#) [1N5350B](#) [1N5352B](#) [1N961BRR1](#) [1N964BRL](#) [RKZ5.1BKU#P6](#)
[3SMAJ5946B-TP](#) [3SMAJ5950B-TP](#) [3SMBJ5925B-TP](#) [MMSZ5230BQ-13-F](#) [MMSZ5232BQ-13-F](#) [BZX84C7V5](#) [3SMAJ5945B-TP](#)
[3SMAJ5947B-TP](#) [3SMBJ5941B-TP](#) [DL4732A-T3](#) [DZ2S240M0L](#) [SMAZ27-TP](#) [ZMM5224B-7](#) [RD16UM-T1-A](#) [RD39S-T1-A](#)