

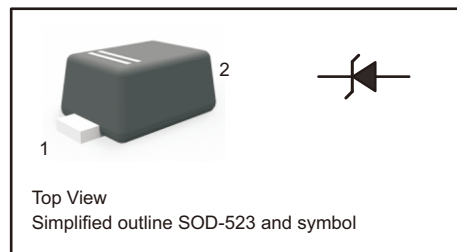
**Silicon Planar Zener Diodes**

**FEATURES**

- Total power dissipation: Max. 200mW.
- Wide zener reverse voltage range 2.4V to 75V.
- Small plastic package suitable for surface mounted design.
- Tolerance approximately  $\pm 5\%$

**PINNING**

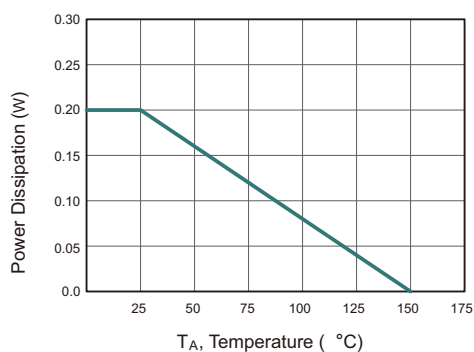
PIN	DESCRIPTION
1	Cathode
2	Anode



**Absolute Maximum Ratings And Characteristics (Ta = 25°C)**

Parameter	Symbol	Value	Unit
Power Dissipation	$P_{tot}$	200	mW
Forward Voltage at $I_F = 10mA$	$V_F$	0.9	V
Operating and Storage Temperature Range	$T_j T_{stg}$	-55 ~ +150	°C

**Fig.1 Maximum Continuous Power Derating**





Characteristics at Ta = 25°C

Type	Marking	Zener Voltage Range <sup>(1)</sup>				Zener Impedance				Reverse Current	
		V <sub>ZT</sub> (at I <sub>ZT</sub> )			I <sub>ZT</sub>	Z <sub>ZT</sub> (at I <sub>ZT</sub> )		Z <sub>ZK</sub>		I <sub>R</sub>	at V <sub>R</sub>
		Min (V)	Nom (V)	Max (V)	(mA)	Max (Ω)	I <sub>ZT</sub> (mA)	Max (Ω)	I <sub>ZK</sub> (mA)	Max (μA)	(V)
MM5Z2V4AWT	Z7	2.2	2.4	2.6	5	100	5	1000	1	120	1
MM5Z2V7AWT	A8	2.6	2.7	2.8	5	100	5	1000	1	120	1
MM5Z3V0AWT	B8	2.9	3	3.2	5	100	5	1000	1	50	1
MM5Z3V3AWT	C8	3.1	3.3	3.5	5	95	5	1000	1	20	1
MM5Z3V6AWT	D8	3.4	3.6	3.8	5	90	5	1000	1	10	1
MM5Z3V9AWT	E8	3.7	3.9	4.1	5	90	5	1000	1	5	1
MM5Z4V3AWT	F8	4.1	4.3	4.5	5	90	5	1000	1	5	1
MM5Z4V7AWT	G8	4.5	4.7	4.9	5	80	5	800	1	2	1
MM5Z5V1AWT	H8	4.8	5.1	5.4	5	60	5	500	1	2	1.5
MM5Z5V6AWT	I8	5.3	5.6	5.9	5	40	5	200	1	1	2.5
MM5Z6V2AWT	J8	5.9	6.2	6.5	5	10	5	100	1	1	3
MM5Z6V8AWT	K8	6.5	6.8	7.1	5	15	5	160	1	0.5	3.5
MM5Z7V5AWT	L8	7.1	7.5	7.9	5	15	5	160	1	0.5	4
MM5Z8V2AWT	M8	7.8	8.2	8.6	5	15	5	160	1	0.5	5
MM5Z9V1AWT	N8	8.6	9.1	9.6	5	15	5	160	1	0.5	6
MM5Z10AWT	O8	9.5	10	10.5	5	20	5	160	1	0.1	7
MM5Z11AWT	P8	10.5	11	11.6	5	20	5	160	1	0.1	8
MM5Z12AWT	Q8	11.4	12	12.6	5	25	5	80	1	0.1	9
MM5Z13AWT	R8	12.6	13.25	13.9	5	30	5	80	1	0.1	10
MM5Z15AWT	S8	14.3	15	15.8	5	30	5	80	1	0.1	11
MM5Z16AWT	T8	15.4	16.2	17.0	2	40	2	80	1	0.1	12
MM5Z18AWT	U8	17.1	18	18.9	2	45	2	80	1	0.1	13
MM5Z20AWT	V8	19.0	20	21.0	2	55	2	100	1	0.1	15
MM5Z22AWT	W8	20.9	22	23.1	2	55	2	100	1	0.1	17
MM5Z24AWT	X8	23.0	24.2	25.4	2	70	2	120	1	0.1	19
MM5Z27AWT	Y8	25.7	27	28.4	2	80	2	300	1	0.1	21
MM5Z30AWT	Z8	28.5	30	31.5	2	80	2	300	1	0.1	23
MM5Z33AWT	A9	31.4	33	34.7	2	80	2	300	1	0.1	25
MM5Z36AWT	B9	34.2	36	37.8	2	90	2	500	1	0.1	27
MM5Z39AWT	C9	37.1	39	41.0	2	130	2	500	1	2	30
MM5Z43AWT	D9	40.9	43	45.2	1	150	1	500	1	2	33
MM5Z47AWT	E9	44.7	47	49.4	1	170	1	500	1	2	36
MM5Z51AWT	F9	48.5	51	53.6	1	180	1	500	1	1	39
MM5Z56AWT	G9	53.2	56	58.8	1	200	1	500	1	1	43
MM5Z62AWT	H9	58.9	62	65.1	1	215	1	500	1	0.2	47
MM5Z68AWT	I9	64.6	68	71.4	1	240	1	500	1	0.2	52
MM5Z75AWT	J9	71.3	75	78.8	1	255	1	500	1	0.2	57

(1) V<sub>ZT</sub> is tested with pulses (20 ms)

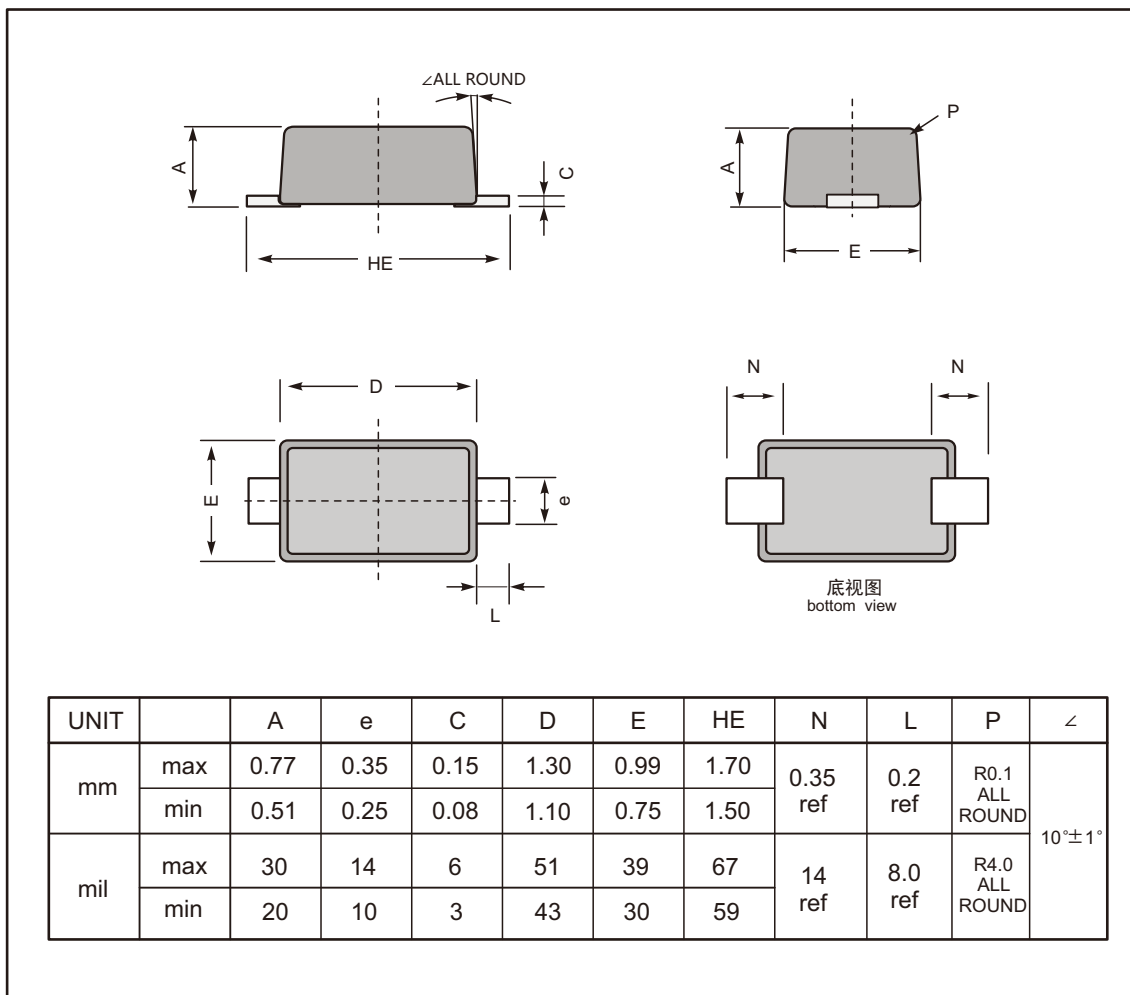
(2) A: ±5%



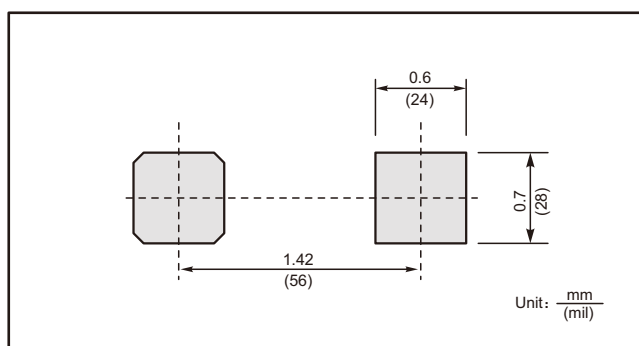
PACKAGE OUTLINE

Plastic surface mounted package; 2 leads

SOD-523



The recommended mounting pad size





## Important Notice and Disclaimer

Jingdao Microelectronics reserves the right to make changes to this document and its products and specifications at any time without notice.

Customers should obtain and confirm the latest product information and specifications before final design, purchase or use.

Jingdao Microelectronics makes no warranty, representation or guarantee regarding the suitability of its products for any particular purpose, nor does Jingdao Microelectronics assume any liability for application assistance or customer product design.

Jingdao Microelectronics does not warrant or accept any liability with products which are purchased or used for any unintended or unauthorized application.

No license is granted by implication or otherwise under any intellectual property rights of Jingdao Microelectronics.

Jingdao Microelectronics products are not authorized for use as critical components in life support devices or systems without express written approval of Jingdao Microelectronics.

## X-ON Electronics

Largest Supplier of Electrical and Electronic Components

*Click to view similar products for [Zener Diodes](#) category:*

*Click to view products by [Jingdao](#) manufacturer:*

Other Similar products are found below :

[RKZ13B2KG#P1](#) [DL5234B](#) [1N4682](#) [1N4693](#) [1N4732A](#) [1N4736A](#) [1N4750A](#) [1N4759ARL](#) [1N5241B](#) [1N5365B](#) [1N5369B](#) [1N747A](#)  
[1N964B](#) [1N966B](#) [1N968B](#) [1N972B](#) [JANS1N4974US](#) [1N4692](#) [1N4702](#) [1N4704](#) [1N4711](#) [1N4714](#) [1N4745ARL](#) [1N4752ARL](#) [1N4760ARL](#)  
[1N5221B](#) [1N5242BTR](#) [1N5350B](#) [1N5352B](#) [1N961BRR1](#) [1N964BRL](#) [RKZ5.1BKU#P6](#) [3SMAJ5946B-TP](#) [3SMAJ5950B-TP](#)  
[MMSZ5230BQ-13-F](#) [MMSZ5232BQ-13-F](#) [BZX84C7V5](#) [3SMAJ5945B-TP](#) [3SMAJ5947B-TP](#) [3SMBJ5941B-TP](#) [DZ2S240M0L](#) [SMAZ27-](#)  
[TP](#) [ZMM5224B-7](#) [RD16UM-T1-A](#) [RD39S-T1-A](#) [RD10S-T1-A](#) [CDZT2R5.6B](#) [1N4762A G](#) [Z1SMA18](#) [JANTX1N4553B](#)