



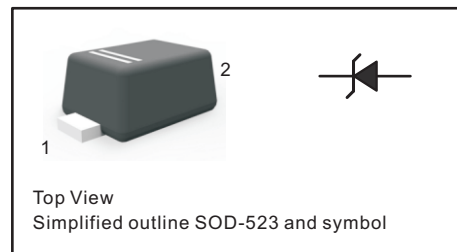
Silicon Planar Zener Diodes

FEATURES

- Total power dissipation: Max. 200mW.
- Wide zener reverse voltage range 2.4V to 75V.
- Small plastic package suitable for surface mounted design.
- Tolerance approximately $\pm 5\%$

PINNING

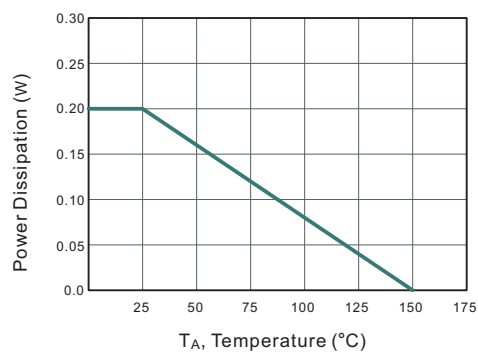
PIN	DESCRIPTION
1	Cathode
2	Anode



Absolute Maximum Ratings And Characteristics (Ta = 25 °C)

Parameter	Symbol	Value	Unit
Power Dissipation	P_{tot}	200	mW
Forward Voltage at $I_F = 10\text{mA}$	V_F	0.9	V
Operating and Storage Temperature Range	T_j, T_{stg}	-55 ~ +150	°C

Fig.1 Maximum Continuous Power Derating





Characteristics at Ta = 25°C

Type	Marking	Zener Voltage Range ⁽¹⁾				Zener Impedance				Reverse Current	
		V _{ZT} (at I _{ZT})			I _{ZT}	Z _{ZT} (at I _{ZT})		Z _{ZK}		I _R	at V _R
		Min (V)	Nom (V)	Max (V)	(mA)	Max (Ω)	I _{ZT} (mA)	Max (Ω)	I _{ZK} (mA)	Max (μA)	(V)
MM5Z2V4AWT	Z7	2.3	2.4	2.5	5	100	5	1000	1	120	1
MM5Z2V7AWT	A8	2.6	2.7	2.8	5	100	5	1000	1	120	1
MM5Z3V0AWT	B8	2.9	3	3.2	5	100	5	1000	1	50	1
MM5Z3V3AWT	C8	3.1	3.3	3.5	5	95	5	1000	1	20	1
MM5Z3V6AWT	D8	3.4	3.6	3.8	5	90	5	1000	1	10	1
MM5Z3V9AWT	E8	3.7	3.9	4.1	5	90	5	1000	1	5	1
MM5Z4V3AWT	F8	4.1	4.3	4.5	5	90	5	1000	1	5	1
MM5Z4V7AWT	G8	4.5	4.7	4.9	5	80	5	800	1	2	1
MM5Z5V1AWT	H8	4.8	5.1	5.4	5	60	5	500	1	2	1.5
MM5Z5V6AWT	I8	5.3	5.6	5.9	5	40	5	200	1	1	2.5
MM5Z6V2AWT	J8	5.9	6.2	6.5	5	10	5	100	1	1	3
MM5Z6V8AWT	K8	6.5	6.8	7.1	5	15	5	160	1	0.5	3.5
MM5Z7V5AWT	L8	7.1	7.5	7.9	5	15	5	160	1	0.5	4
MM5Z8V2AWT	M8	7.8	8.2	8.6	5	15	5	160	1	0.5	5
MM5Z9V1AWT	N8	8.6	9.1	9.6	5	15	5	160	1	0.5	6
MM5Z10AWT	O8	9.5	10	10.5	5	20	5	160	1	0.1	7
MM5Z11AWT	P8	10.5	11	11.6	5	20	5	160	1	0.1	8
MM5Z12AWT	Q8	11.4	12	12.6	5	25	5	80	1	0.1	9
MM5Z13AWT	R8	12.6	13.25	13.9	5	30	5	80	1	0.1	10
MM5Z15AWT	S8	14.3	15	15.8	5	30	5	80	1	0.1	11
MM5Z16AWT	T8	15.4	16.2	17.0	2	40	2	80	1	0.1	12
MM5Z18AWT	U8	17.1	18	18.9	2	45	2	80	1	0.1	13
MM5Z20AWT	V8	19.0	20	21.0	2	55	2	100	1	0.1	15
MM5Z22AWT	W8	20.9	22	23.1	2	55	2	100	1	0.1	17
MM5Z24AWT	X8	23.0	24.2	25.4	2	70	2	120	1	0.1	19
MM5Z27AWT	Y8	25.7	27	28.4	2	80	2	300	1	0.1	21
MM5Z30AWT	Z8	28.5	30	31.5	2	80	2	300	1	0.1	23
MM5Z33AWT	A9	31.4	33	34.7	2	80	2	300	1	0.1	25
MM5Z36AWT	B9	34.2	36	37.8	2	90	2	500	1	0.1	27
MM5Z39AWT	C9	37.1	39	41.0	2	130	2	500	1	2	30
MM5Z43AWT	D9	40.9	43	45.2	1	150	1	500	1	2	33
MM5Z47AWT	E9	44.7	47	49.4	1	170	1	500	1	2	36
MM5Z51AWT	F9	48.5	51	53.6	1	180	1	500	1	1	39
MM5Z56AWT	G9	53.2	56	58.8	1	200	1	500	1	1	43
MM5Z62AWT	H9	58.9	62	65.1	1	215	1	500	1	0.2	47
MM5Z68AWT	I9	64.6	68	71.4	1	240	1	500	1	0.2	52
MM5Z75AWT	J9	71.3	75	78.8	1	255	1	500	1	0.2	57

(1) V_{ZT} is tested with pulses (20 ms)

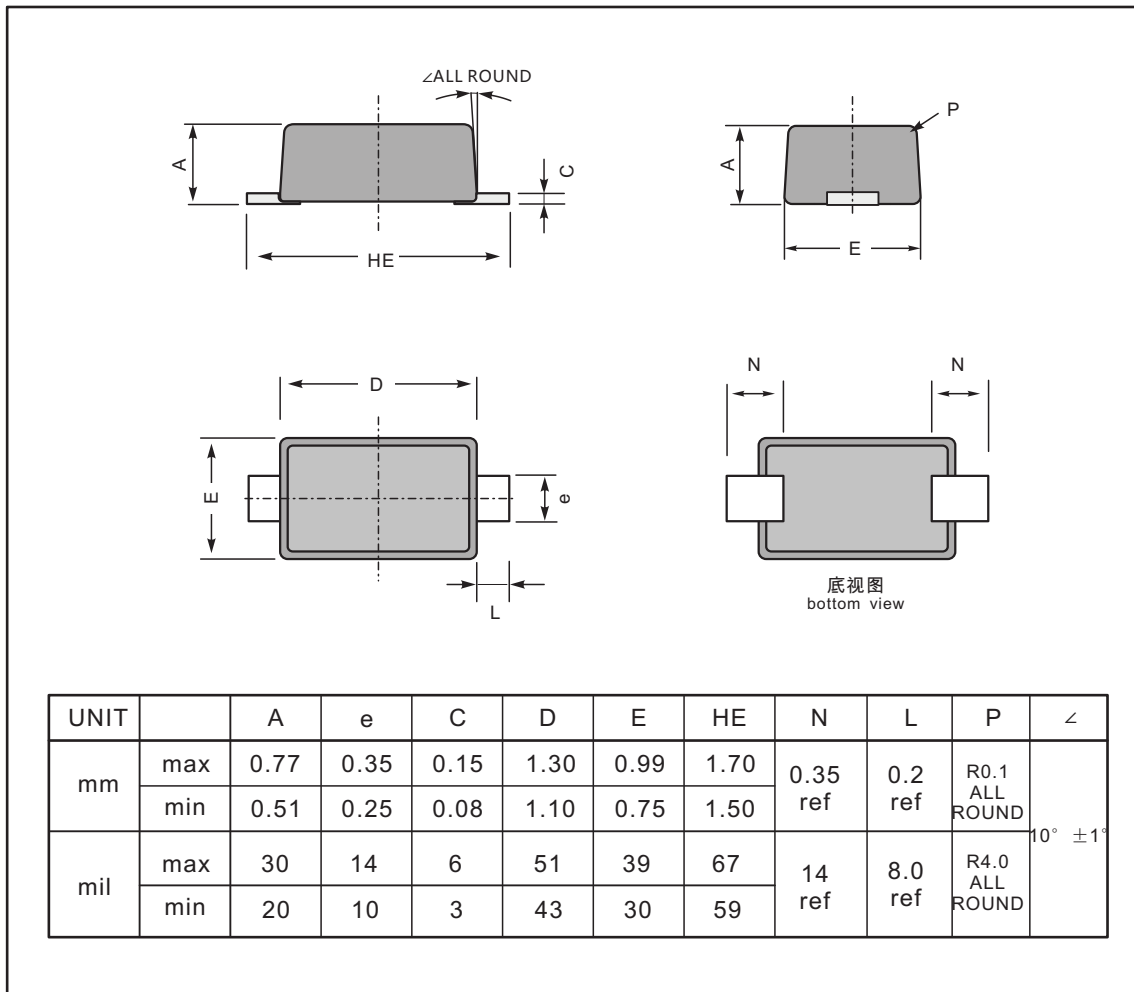
(2) A:±5%



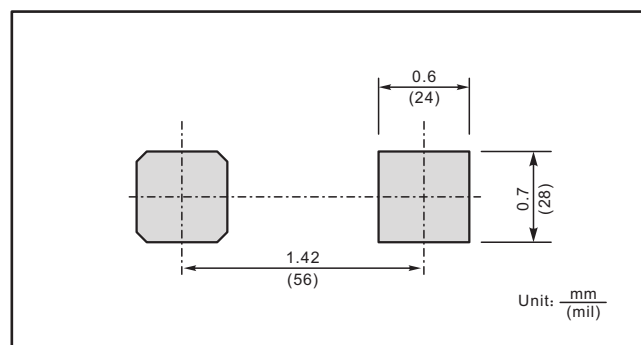
PACKAGE OUTLINE

Plastic surface mounted package; 2 leads

SOD-523



The recommended mounting pad size



X-ON Electronics

Largest Supplier of Electrical and Electronic Components

Click to view similar products for [Zener Diodes](#) category:

Click to view products by [Jingdao](#) manufacturer:

Other Similar products are found below :

[RKZ13B2KG#P1](#) [DL5234B](#) [EDZTE6113B](#) [1N4682](#) [1N4693](#) [1N4732A](#) [1N4736A](#) [1N4750A](#) [1N4759ARL](#) [1N5241B](#) [1N5365B](#) [1N5369B](#)
[1N747A](#) [1N964B](#) [1N966B](#) [1N968B](#) [1N972B](#) [JANS1N4974US](#) [JANTX1N5907](#) [1N4692](#) [1N4700](#) [1N4702](#) [1N4704](#) [1N4711](#) [1N4714](#)
[1N4745ARL](#) [1N4752ARL](#) [1N4760ARL](#) [1N5221B](#) [1N5242BTR](#) [1N5350B](#) [1N5352B](#) [1N961BRR1](#) [1N964BRL](#) [RKZ5.1BKU#P6](#)
[3SMAJ5946B-TP](#) [3SMAJ5950B-TP](#) [3SMBJ5925B-TP](#) [MMSZ5230BQ-13-F](#) [MMSZ5232BQ-13-F](#) [BZX84C7V5](#) [3SMAJ5945B-TP](#)
[3SMAJ5947B-TP](#) [3SMBJ5941B-TP](#) [DL4732A-T3](#) [DZ2S240M0L](#) [SMAZ27-TP](#) [ZMM5224B-7](#) [RD16UM-T1-A](#) [RD39S-T1-A](#)