



4A SURFACE MOUNT GLASS PASSIVATED BRIDGE RECTIFIER

FEATURES:


- Glass Passivated Chip Junction
- Reverse Voltage - 100 to 1000 V
- Forward Current - 4.0 A
- High Surge Current Capability
- Designed for Surface Mount Application

MECHANICAL DATA

- Case: UMSB
- Terminals: Solderable per MIL-STD-750, Method 2026
- Approx. Weight: 0.234g / 0.00825oz

PINNING

PIN	DESCRIPTION
1	Output Anode (+)
2	Output Cathode (-)
3	Input Pin (~)
4	Input Pin (~)



Maximum Ratings and Electrical characteristics

Ratings at 25 °C ambient temperature unless otherwise specified.

Single phase half-wave 60 Hz, resistive or inductive load, for capacitive load current derate by 20 %.

Parameter	Symbols	MSB40B	MSB40D	MSB40G	MSB40J	MSB40K	MSB40M	Units
Maximum Repetitive Peak Reverse Voltage	V_{RRM}	100	200	400	600	800	1000	V
Maximum RMS voltage	V_{RMS}	70	140	280	420	560	700	V
Maximum DC Blocking Voltage	V_{DC}	100	200	400	600	800	1000	V
Average Rectified Output Current	I_O	4.0						A
Peak Forward Surge Current 8.3 ms Single Half Sine Wave Superimposed on Rated Load (JEDEC Method)	I_{FSM}	95						A
Maximum Forward Voltage at 4.0 A	V_F	1.1						V
Maximum DC Reverse Current at Rated DC Blocking Voltage @ $T_A=25\text{ }^\circ\text{C}$ @ $T_A=125\text{ }^\circ\text{C}$	I_R	5 100						μA
Typical Junction Capacitance (Note1)	C_j	50						pF
Operating and Storage Temperature Range	T_j, T_{stg}	-55 ~ +150						$^\circ\text{C}$

Note: 1. Measured at 1MHz and applied reverse voltage of 4 V D.C.

2. Mounted on glass epoxy PC board with 4×1.5"×1.5" (3.81×3.81 cm) copper pad.



Fig.1 Average Rectified Output Current Derating Curve

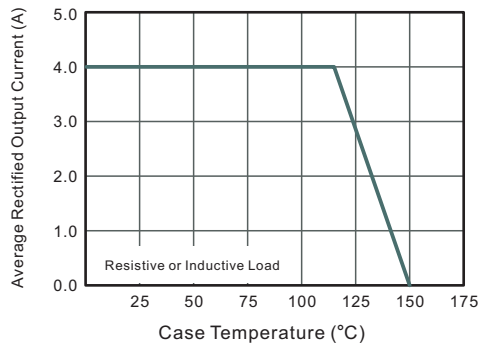


Fig.2 Typical Reverse Characteristics

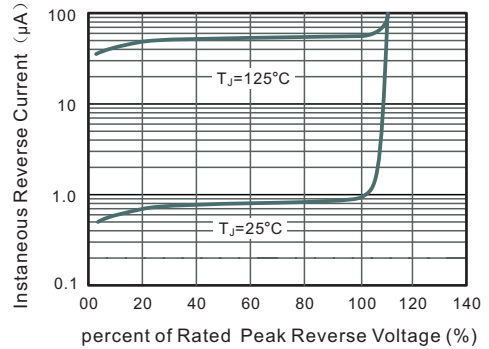


Fig.3 Typical Instantaneous Forward Characteristics

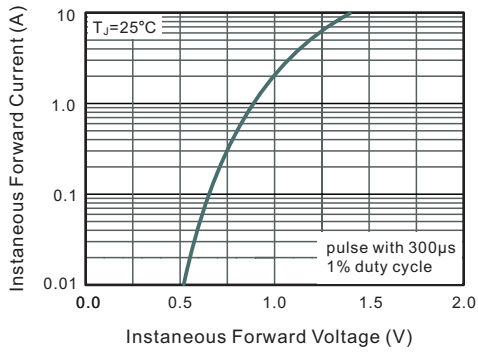


Fig.4 Typical Junction Capacitance

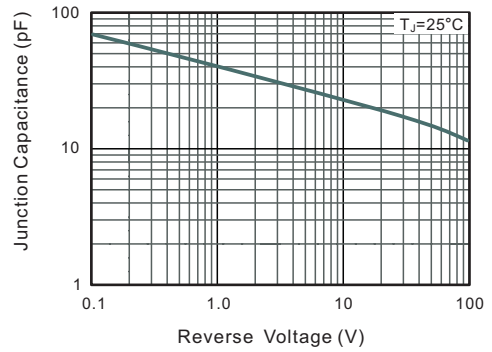
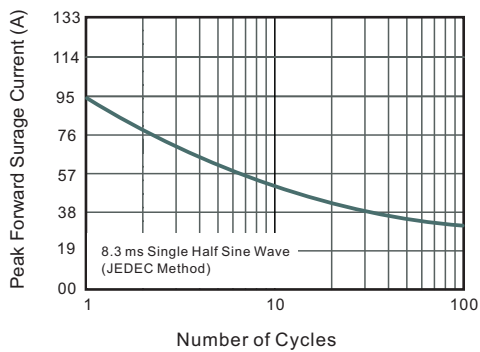


Fig.5 Maximum Non-Repetitive Peak Forward Surge Current

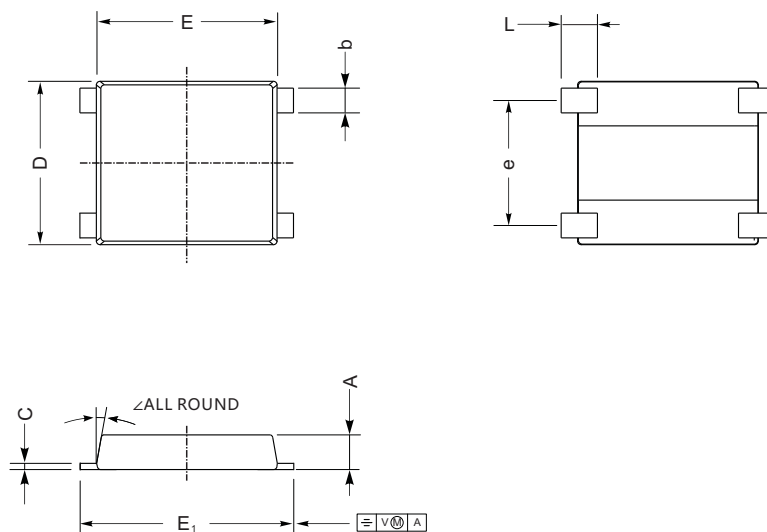




PACKAGE OUTLINE

Plastic surface mounted package; 4 leads

UMSB



UMSB mechanical data

UNIT		A	C	D	E	E ₁	L	e	b	∠
mm	max	1.5	0.29	7.0	7.6	8.9	1.6	5.3	1.15	10°
	min	1.3	0.17	6.2	7.1	8.4	1.0	4.9	0.95	
mil	max	59	12	276	299	350	55	209	45	
	min	51	7	244	280	331	31.5	193	37	

Marking

Type number	Marking code
MSB40B	MB40B
MSB40D	MB40D
MSB40G	MB40G
MSB40J	MB40J
MSB40K	MB40K
MSB40M	MB40M

X-ON Electronics

Largest Supplier of Electrical and Electronic Components

Click to view similar products for [Bridge Rectifiers](#) category:

Click to view products by [Jingdao](#) manufacturer:

Other Similar products are found below :

[MB252](#) [MB356G](#) [MB358G](#) [MP358-BP](#) [90MT160KPBF](#) [GBJ1504-BP](#) [GBU10B-BP](#) [GBU15J-BP](#) [GBU15K-BP](#) [GBU4A-BP](#) [GBU4D-BP](#)
[GSIB680-E3/45](#) [DB101-BP](#) [DF01](#) [DF10SA-E345](#) [BU1508-E3/45](#) [BU1510-E3/45](#) [KBPC50-10S](#) [RS405GL-BP](#) [26MT120](#) [G5SBA60-E3/51](#)
[GBJ1502-BP](#) [GBU10J-BP](#) [GBU4J-BP](#) [GBU6M](#) [GBU8D-BP](#) [GBU8J-BP](#) [GSIB1520-E3/45](#) [TB102M](#) [MB1510](#) [MB6M-G](#) [MB86](#) [TL401G](#)
[MDA920A2](#) [TU602](#) [TU810](#) [MP501W-BP](#) [MP502-BP](#) [BR1005-BP](#) [BR101-BP](#) [BR84DTP204](#) [BU1010A-E3/51](#) [BU1508-E3/51](#) [BU2006-](#)
[E3/45](#) [BU2008-E3/51](#) [US15KB80R-7000](#) [KBPC25-02](#) [VS-60MT120KPBF](#) [DB105-BP](#) [DF1510S](#)