



**SUPER FAST GLASS PASSIVATED RECTIFIERS**

Reverse Voltage – 100 to 600 V

Forward Current – 10 A

**FEATURES**

- High current capability
- Low forward voltage drop
- Low power loss, high efficiency
- High surge capability
- High temperature soldering guaranteed
- Mounting position: any

**TO-251(I-PAK)**



**TO-252(D-PAK)**



**MAXIMUM RATINGS AND ELECTRICAL CHARACTERISTICS**

Ratings at 25°C ambient temperature unless otherwise specified

CHARACTERISTICS	TO-251	SF1001VY	SF1002VY	SF1003VY	SF1004VY	SF1005VY	SF1006VY	Units
	TO-252	SF1001DY	SF1002DY	SF1003DY	SF1004DY	SF1005DY	SF1006DY	
Maximum Recurrent Peak Reverse Voltage	$V_{RRM}$	100	200	300	400	500	600	V
Maximum RMS voltage	$V_{RMS}$	70	140	210	280	350	420	V
Maximum DC Blocking Voltage	$V_{DC}$	100	200	300	400	500	600	V
Maximum Average Forward Rectified Current	$I_{F(AV)}$	10						A
Peak Forward Surge Current, 8.3ms Single Half Sine-wave Superimposed on Rated Load (JEDEC method)	$I_{FSM}$	170						A
Max Instantaneous Forward Voltage at 10 A DC	$V_F$	0.95		1.30		1.70		V
Maximum DC Reverse Current $T_a = 25^\circ\text{C}$ at Rated DC Reverse Voltage $T_a = 125^\circ\text{C}$	$I_R$	1 300						$\mu\text{A}$
Typical Junction Capacitance $f = 1\text{MHz}, 4\text{V DC}$	$C_j$	150						pF
Typical Thermal Resistance <sup>(1)</sup>	$R_{\theta JA}$	50						$^\circ\text{C/W}$
Maximum Reverse Recovery Time <sup>(2)</sup>	$t_{rr}$	35						ns
Operating Junction Temperature Range	$T_j$	-55 ~ +150						$^\circ\text{C}$
Storage Temperature Range	$T_{stg}$	-55 ~ +150						$^\circ\text{C}$

(1) P.C.B. mounted with 10cm x 10cm x 1mm copper pad areas.

(2) Measured with  $I_F = 0.5\text{ A}$ ,  $I_R = 1\text{ A}$ ,  $I_{rr} = 0.25\text{ A}$ .



Fig.1 Maximum Average Forward Current Rating

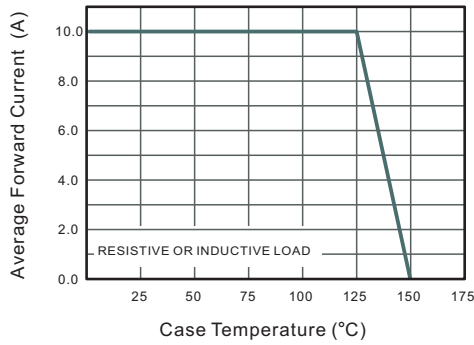


Fig.2 Typical Reverse Characteristics

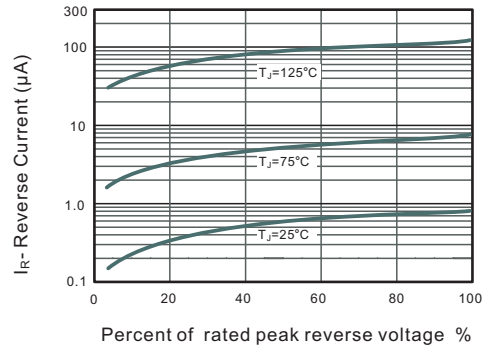


Fig.4 Typical Forward Characteristics

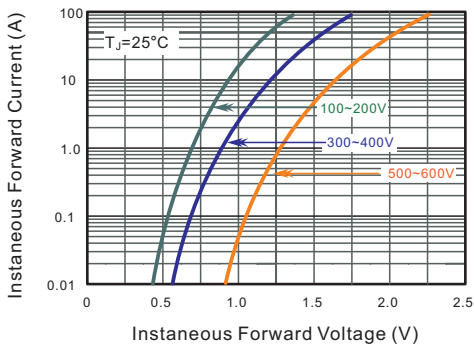


Fig.4 Typical Junction Capacitance

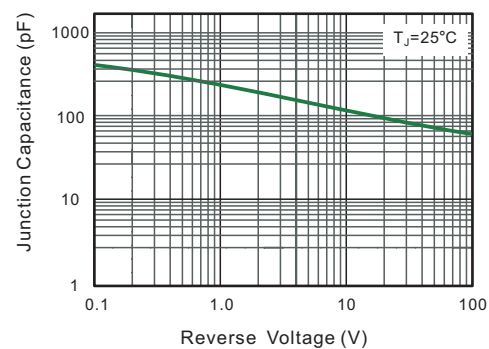


Fig.5 Maximum Non-Repetitive Peak Forward Surge Current

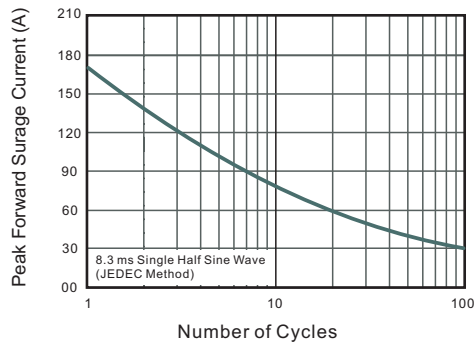
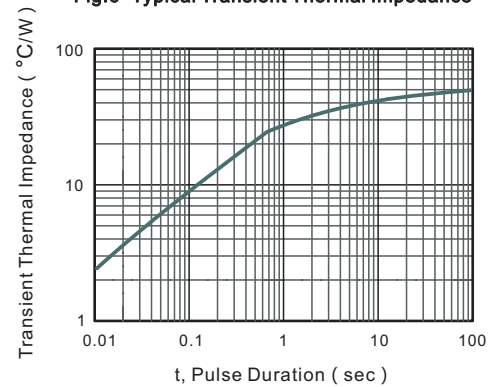
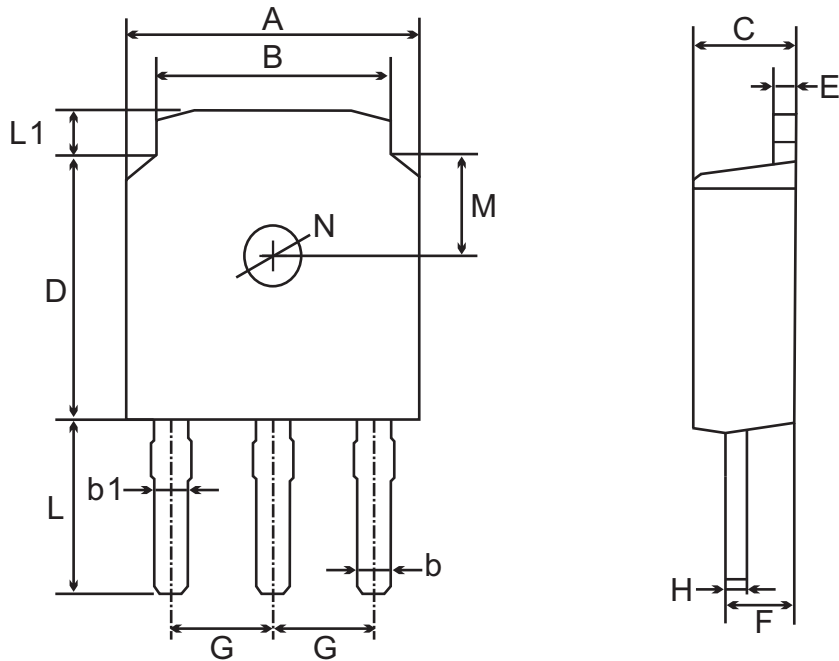


Fig.6- Typical Transient Thermal Impedance





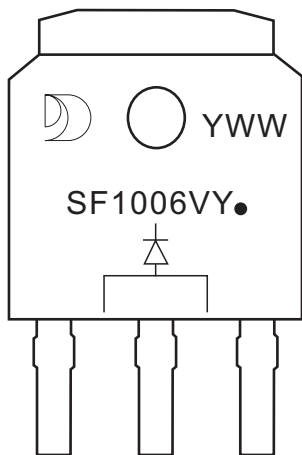
TO-251(I-PAK) Package Outline Dimensions



TO-251(I-PAK) mechanical data

UNIT		A	B	b	b1	C	D	E	F	G	H	L	L1	M	N
mm	max	6.7	5.5	0.8	0.9	2.5	6.3	0.6	1.8	2.29 TYPICAL	0.55	4.3	1.2	1.8 TYPICAL	1.3 TYPICAL
	min	6.3	5.1	0.3	0.76	2.1	5.9	0.4	1.3		0.45	3.9	0.8		
mil	max	264	217	31	35	98	248	24	71	90 TYPICAL	22	169	47	71 TYPICAL	51 TYPICAL
	min	248	201	12	30	83	232	16	51		18	154	31		

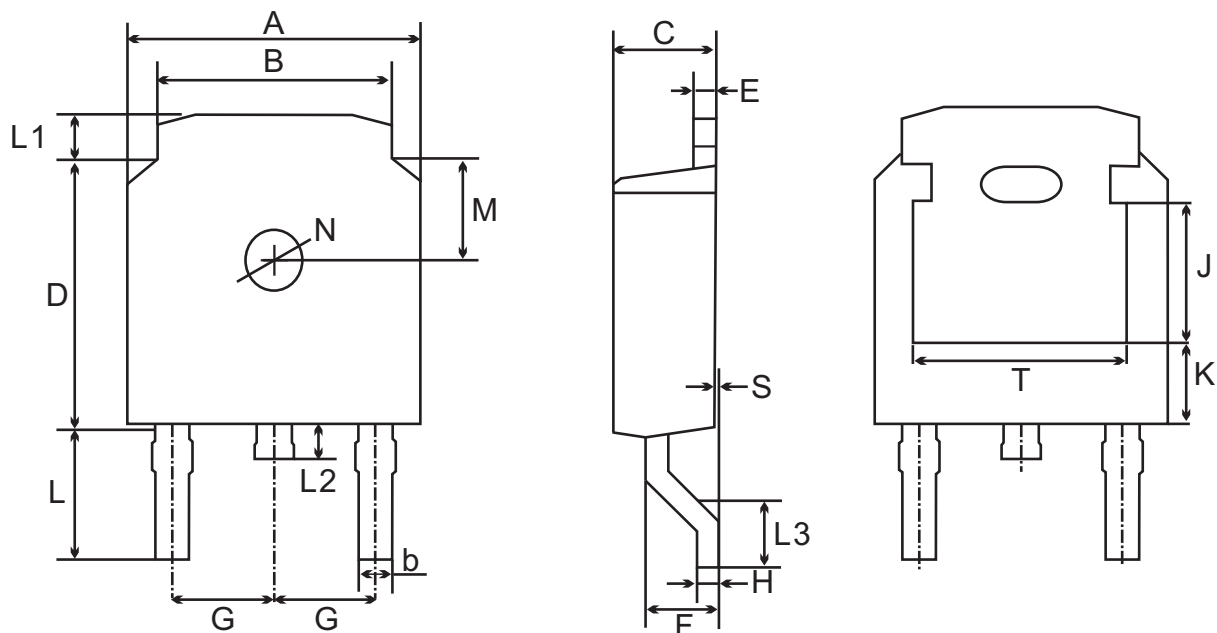
**MARKING DIAGRAM**



YWW: Date Code  
Y: Years(0~9)  
WW: Week  
SF1006VY: Product name  
(NOTE: The weekly code is based on the actual number of weeks in the calendar year.)



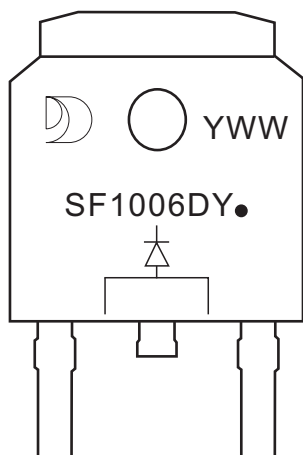
TO-252(D-PAK) Package Outline Dimensions



TO-252(D-PAK) mechanical data

UNIT	A	B	b	C	D	E	F	G	H	L	L1	L2	L3	S	M	N	J	K	T	
mm	max	6.7	5.5	0.8	2.5	6.3	0.6	1.8	2.29 TYPICAL	0.55	3.1	1.2	1.0	1.75	0.1	1.8 TYPICAL	1.3	3.16	1.80	4.83
	min	6.3	5.1	0.3	2.1	5.9	0.4	1.3		0.45	2.7	0.8	0.6	1.40	0.0		ref.	ref.	ref.	
mil	max	264	217	31	98	248	24	71	90 TYPICAL	22	122	47	39	69	4	71 TYPICAL	51	124	71	190
	min	248	201	12	83	232	16	51		18	106	31	24	55	0		ref.	ref.	ref.	

**MARKING DIAGRAM**



YWW: Date Code  
Y: Years(0~9)  
WW: Week  
SF1006DY: Product name  
(NOTE: The weekly code is based on the actual number of weeks in the calendar year.)



### **Important Notice and Disclaimer**

Jingdao Microelectronics reserves the right to make changes to this document and its products and specifications at any time without notice. Customers should obtain and confirm the latest product information and specifications before final design, purchase or use.

Jingdao Microelectronics makes no warranty, representation or guarantee regarding the suitability of its products for any particular purpose, not does Jingdao Microelectronics assume any liability for application assistance or customer product design.

Jingdao Microelectronics does not warrant or accept any liability with products which are purchased or used for any unintended or unauthorized application.

No license is granted by implication or otherwise under any intellectual property rights of Jingdao Microelectronics.

Jingdao Microelectronics products are not authorized for use as critical components in life support devices or systems without express written approval of Jingdao Microelectronics.

## X-ON Electronics

Largest Supplier of Electrical and Electronic Components

*Click to view similar products for [Rectifiers](#) category:*

*Click to view products by [Jingdao](#) manufacturer:*

Other Similar products are found below :

[70HFR40](#) [FR105 R0](#) [RL252-TP](#) [1N5397](#) [1N4005-TR](#) [1N4007-BP](#) [UFS120Je3/TR13](#) [20ETS12S](#) [RRE02VS6SGTR](#) [MS306](#) [A1N5404G-G](#)  
[CRF02\(T5L,TEMQ\)](#) [ACGRB207-HF](#) [CLH07\(TE16L,Q\)](#) [CLH03\(TE16L,Q\)](#) [1N5395-TP](#) [UES1302](#) [ACGRC307-HF](#) [ACEFC304-HF](#) [DZ-](#)  
[1380](#) [85HFR60](#) [40HFR60](#) [70HF120](#) [85HFR80](#) [SCF7500](#) [SM100](#) [ACGRA4001-HF](#) [SKN70/08](#) [NTE5819](#) [NTE5827](#) [NTE5828](#) [NTE5911](#)  
[NTE5915](#) [NTE6104](#) [NTE6163](#) [NTE6164](#) [NTE6165](#) [NTE6364](#) [TSD3G](#) [SET130312](#) [NRVUS110VT3G](#) [UES1106](#) [UES1306](#)  
[NRVUS240VT3G](#) [D5FE60-5063](#) [R4000GPS-TP](#) [D4015L56TP](#) [UES1306HR2](#) [FX20K120](#) [D20XB60-7101](#)