



Surface mount transient voltage suppressor power 600 watts

Stand-Off Voltage : 5.0V ~440V

FEATURES

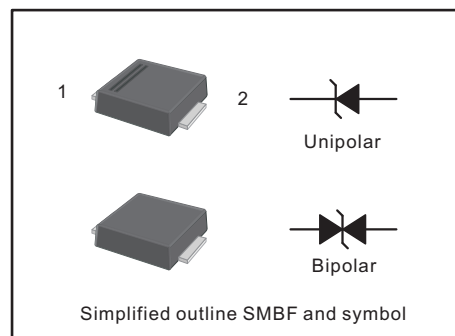
- For surface mounted applications in order to optimize board space.
- Low profile package
- Glass passivated junction
- Low inductance
- Plastic package has Underwriters Laboratory Flammability

MECHANICAL DATA

- Case: SMBF
- Terminals: Solderable per MIL-STD-750, Method 2026
- Approx. Weight: 57mg / 0.002oz

PINNING

PIN	DESCRIPTION
1	Cathode
2	Anode



Maximum Ratings and Electrical characteristics

Ratings at 25 °C ambient temperature unless otherwise specified.

Parameter	Symbol	Value	Unit	
Peak Pulse Power Dissipation on 10/1000 s waveform (Note1,Note2, Fig.1).	P_{PPM}	600	W	
Peak Forward Surge Current, 8.3ms Single Half Sine-Wave Superimposed on Rated Load, (JEDEC Method) (Note 3, Fig4).	I_{FSM} (UNI)	100	A	
Peak Pulse Current on 10/1000 us waveform (Note 1, Fig 3)	I_{PPM}	see Table 1	A	
Typical Junction capacitance at VR=4V, f=1MHz	C_J	390	pF	
ESD Voltage per IEC6100-4-2	Contact Air	V_{ESD1} V_{ESD2}	± 30 ± 30	kV
Typical Thermal Resistance Junction to Ambient(Note 2)	$R_{\theta JA}$	100	°C/W	
Operating Junction Temperature and Storage Temperature Range	T_j, T_{stg}	-55 ~ +150	°C	

NOTES:

1. Non-repetitive current pulse, per Fig.3 and derated above $T_A = 25^\circ\text{C}$ per Fig. 2.
2. Mounted on 5 mm² (0.13mm thick) land areas.
3. Measured on 8.3ms, single half sine-wave or equivalent square wave, duty cycle=4 pulses per minute maximum.
4. Peak pulse power waveform is 10/1000μS.

Type		Reverse Stand-off Voltage	Breakdown Voltage		Test Current	Maximum Reverse Leakage	Max. Clamp Voltage V _c @ I _{PP}	Peak Pulse Current I _{PP}	Package	
			V _{BR} @ I _T						SMBF	
		V _{RMW}	Min	Max	I _T	μA	V	A	UNI	BI
UNI	BI	V	V	V	mA	μA	V	A	UNI	BI
600W Transient Voltage Suppresso										
SMBFJ5.0A	SMBFJ5.0CA	5	6.4	7	10	800	9.2	65.3	KE	AE
SMBFJ6.0A	SMBFJ6.0CA	6	6.67	7.37	10	800	10.3	58.3	KG	AG
SMBFJ6.5A	SMBFJ6.5CA	6.5	7.22	7.98	10	500	11.2	53.6	KK	AK
SMBFJ7.0A	SMBFJ7.0CA	7	7.78	8.6	10	200	12	50	KM	AM
SMBFJ7.5A	SMBFJ7.5CA	7.5	8.33	9.21	1	100	12.9	46.6	KP	AP
SMBFJ8.0A	SMBFJ8.0CA	8	8.89	9.83	1	50	13.6	44.2	KR	AR
SMBFJ8.5A	SMBFJ8.5CA	8.5	9.44	10.4	1	20	14.4	41.7	KT	AT
SMBFJ9.0A	SMBFJ9.0CA	9	10	11.1	1	10	15.4	39	KV	AV
SMBFJ10A	SMBFJ10CA	10	11.1	12.3	1	5	17	35.3	KX	AX
SMBFJ11A	SMBFJ11CA	11	12.2	13.5	1	1	18.2	33	KZ	AZ
SMBFJ12A	SMBFJ12CA	12	13.3	14.7	1	1	19.9	30	LE	BE
SMBFJ13A	SMBFJ13CA	13	14.4	15.9	1	1	21.5	28	LG	BG
SMBFJ14A	SMBFJ14CA	14	15.6	17.2	1	1	23.2	25.9	LK	BK
SMBFJ15A	SMBFJ15CA	15	16.7	18.5	1	1	24.4	24.6	LM	BM
SMBFJ16A	SMBFJ16CA	16	17.8	19.7	1	1	26	23.1	LP	BP
SMBFJ17A	SMBFJ17CA	17	18.9	20.9	1	1	27.6	21.8	LR	BR
SMBFJ18A	SMBFJ18CA	18	20	22.1	1	1	29.2	20.6	LT	BT
SMBFJ20A	SMBFJ20CA	20	22.2	24.5	1	1	32.4	18.6	LV	BV
SMBFJ22A	SMBFJ22CA	22	24.4	26.9	1	1	35.5	16.9	LX	BX
SMBFJ24A	SMBFJ24CA	24	26.7	29.5	1	1	38.9	15.5	LZ	BZ
SMBFJ26A	SMBFJ26CA	26	28.9	31.9	1	1	42.1	14.3	ME	CE
SMBFJ28A	SMBFJ28CA	28	31.1	34.4	1	1	45.4	13.3	MG	CG
SMBFJ30A	SMBFJ30CA	30	33.3	36.8	1	1	48.4	12.4	MK	CK
SMBFJ33A	SMBFJ33CA	33	36.7	40.6	1	1	53.3	11.3	MM	CM
SMBFJ36A	SMBFJ36CA	36	40	44.2	1	1	58.1	10.4	MP	CP
SMBFJ40A	SMBFJ40CA	40	44.4	49.1	1	1	64.5	9.3	MR	CR
SMBFJ43A	SMBFJ43CA	43	47.8	52.8	1	1	69.4	8.7	MT	CT
SMBFJ45A	SMBFJ45CA	45	50	55.3	1	1	72.7	8.3	MV	CV
SMBFJ48A	SMBFJ48CA	48	53.3	58.9	1	1	77.4	7.8	MX	CX
SMBFJ51A	SMBFJ51CA	51	56.7	62.7	1	1	82.4	7.3	MZ	CZ
SMBFJ54A	SMBFJ54CA	54	60	66.3	1	1	87.1	6.9	NE	DE
SMBFJ58A	SMBFJ58CA	58	64.4	71.2	1	1	93.6	6.5	NG	DG
SMBFJ60A	SMBFJ60CA	60	66.7	73.7	1	1	96.8	6.2	NK	DK
SMBFJ64A	SMBFJ64CA	64	71.1	78.6	1	1	103	5.9	NM	DM
SMBFJ70A	SMBFJ70CA	70	77.8	86	1	1	113	5.3	NP	DP
SMBFJ75A	SMBFJ75CA	75	83.3	92.1	1	1	121	5	NR	DR
SMBFJ78A	SMBFJ78CA	78	86.7	95.8	1	1	126	4.8	NT	DT
SMBFJ85A	SMBFJ85CA	85	94.4	104	1	1	137	4.4	NV	DV
SMBFJ90A	SMBFJ90CA	90	100	111	1	1	146	4.1	NX	DX
SMBFJ100A	SMBFJ100CA	100	111	123	1	1	162	3.7	NZ	DZ
SMBFJ110A	SMBFJ110CA	110	122	135	1	1	177	3.4	PE	EE
SMBFJ120A	SMBFJ120CA	120	133	147	1	1	193	3.1	PG	EG
SMBFJ130A	SMBFJ130CA	130	144	159	1	1	209	2.9	PK	EK
SMBFJ150A	SMBFJ150CA	150	167	185	1	1	243	2.5	PM	EM
SMBFJ160A	SMBFJ160CA	160	178	197	1	1	259	2.3	PP	EP
SMBFJ170A	SMBFJ170CA	170	189	209	1	1	275	2.2	PR	ER
SMBFJ180A	SMBFJ180CA	180	201	222	1	1	292	2.1	PT	ET
SMBFJ188A	SMBFJ188CA	188	209	231	1	1	304	2	PB	EB
SMBFJ200A	SMBFJ200CA	200	224	247	1	1	324	1.9	PV	EV
SMBFJ220A	SMBFJ220CA	220	246	272	1	1	356	1.7	PX	EX
SMBFJ250A	SMBFJ250CA	250	279	309	1	1	405	1.5	PZ	EZ
SMBFJ300A	SMBFJ300CA	300	335	371	1	1	486	1.3	QE	FE
SMBFJ350A	SMBFJ350CA	350	391	432	1	1	567	1.1	QG	FG
SMBFJ400A	SMBFJ400CA	400	447	494	1	1	648	0.9	QK	FK
SMBFJ440A	SMBFJ440CA	440	492	543	1	1	713	0.9	QM	FM



Fig.1 Peak Pulse Power Rating Curve

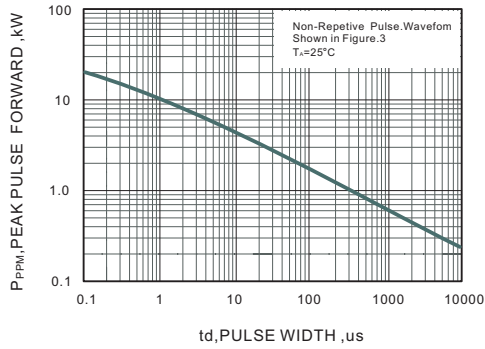


Fig.2 Forward Current Derating Curve

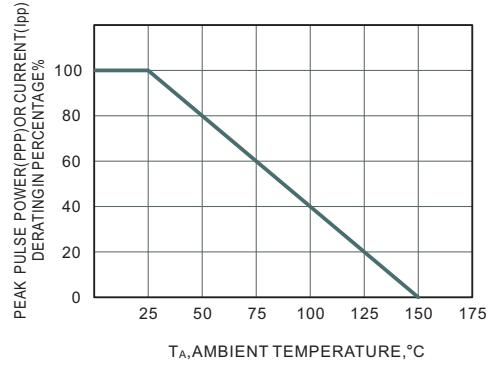


Fig.3 Pulse Waveform

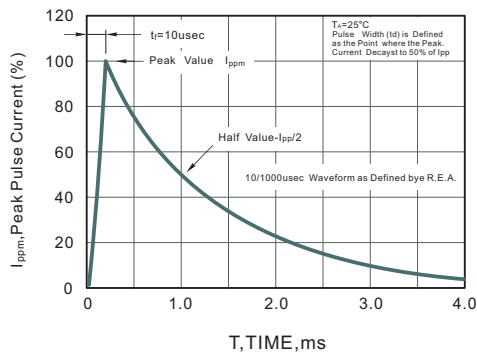
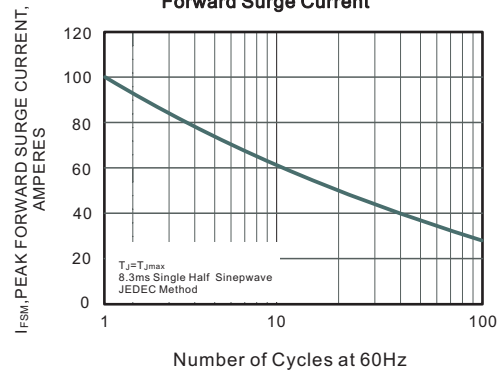


Fig.4 Maximum Non-Repetitive Peak Forward Surge Current

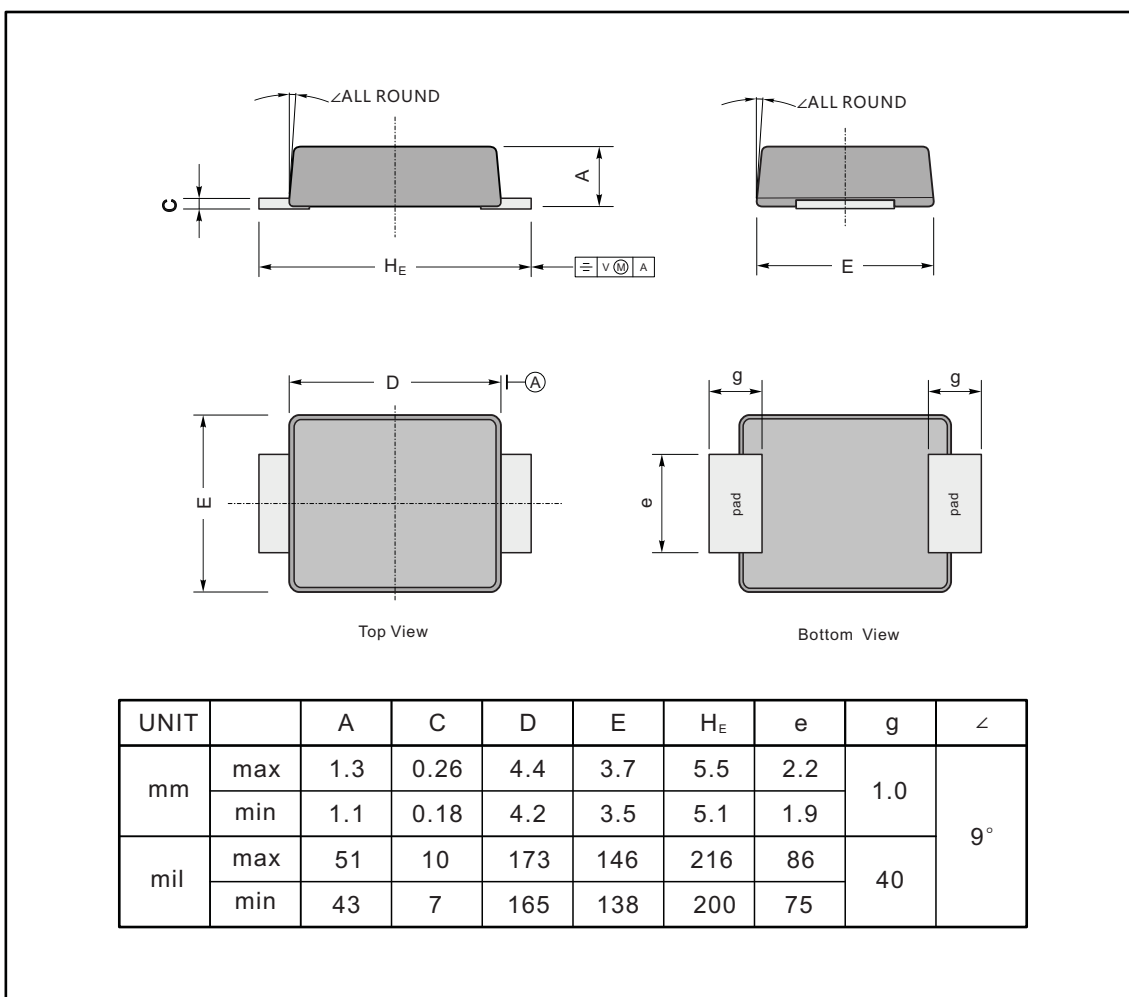




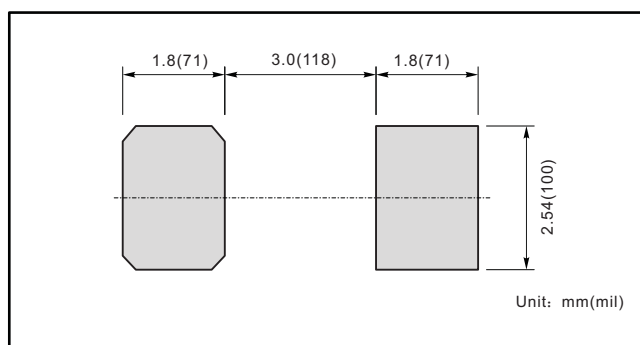
PACKAGE OUTLINE

Plastic surface mounted package; 2 leads

SMBF



The recommended mounting pad size



X-ON Electronics

Largest Supplier of Electrical and Electronic Components

Click to view similar products for [ESD Suppressors / TVS Diodes](#) category:

Click to view products by [Jingdao](#) manufacturer:

Other Similar products are found below :

[60KS200C](#) [D18V0L1B2LP-7B](#) [D5V0F4U5P5-7](#) [NTE4902](#) [P4KE27CA](#) [P6KE11CA](#) [P6KE8.2A](#) [SA60CA](#) [SA64CA](#) [SMBJ12CATR](#)
[SMBJ33CATR](#) [SMBJ6.5A](#) [SMBJ8.0A](#) [ESD101-B1-02ELS E6327](#) [ESD112-B1-02EL E6327](#) [ESD7451N2T5G](#) [19180-510](#) [CPDT-5V0USP-](#)
[HF](#) [3.0SMCJ33CA-F](#) [3.0SMCJ36A-F](#) [HSPC16701B02TP](#) [JANTX1N6126A](#) [D3V3Q1B2DLP3-7](#) [D55V0M1B2WS-7](#) [SCM1293A-04SO](#)
[ESD200-B1-CSP0201 E6327](#) [SM12-7](#) [CEN955 W/DATA](#) [VESD12A1A-HD1-GS08](#) [CPDQC5V0-HF](#) [D1213A-01LP4-7B](#) [ESD101-B1-02EL](#)
[E6327](#) [AOZ8808DI-03](#) [5KP15A](#) [5KP48A](#) [5KP90A](#) [ESD3V3D7-TP](#) [15KPA36A-LF](#) [P4KE56CA](#) [P4KE68A](#) [P4KE91CATR](#) [P6KE120A](#)
[P6KE13CA](#) [P6KE43CA](#) [P6KE6.8CA](#) [P6KE8.2](#) [P6SMBJ20CA](#) [JANTX1N6072A](#) [SR2835ESKG](#) [SA90CA](#)