



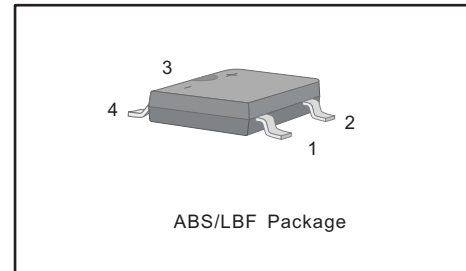
0.8A SURFACE MOUNT GLASS PASSIVATED BRIDGE RECTIFIER

FEATURES:

- Glass Passivated Chip Junction
- Reverse Voltage - 100 to 1000 V
- Forward Current - 0.8 A
- High Surge Current Capability
- Designed for Surface Mount Application

PINNING

PIN	DESCRIPTION
1	Input Pin ( ~ )
2	Input Pin ( ~ )
3	Output Anode ( + )
4	Output Cathode ( - )



MECHANICAL DATA

- Case: ABS/LBF
- Terminals: Solderable per MIL-STD-750, Method 2026
- Approx. Weight: 88mg / 0.0031oz

Maximum Ratings and Electrical characteristics

Ratings at 25 °C ambient temperature unless otherwise specified.

Single phase half-wave 60 Hz, resistive or inductive load, for capacitive load current derate by 20 %.

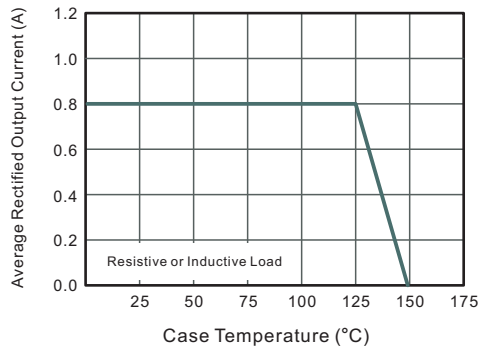
Parameter	Symbols	TB1S	TB2S	TB4S	TB6S	TB8S	TB10S	Units
Maximum Repetitive Peak Reverse Voltage	$V_{RRM}$	100	200	400	600	800	1000	V
Maximum RMS voltage	$V_{RMS}$	70	140	280	420	560	700	V
Maximum DC Blocking Voltage	$V_{DC}$	100	200	400	600	800	1000	V
Average Rectified Output Current at $T_c = 125\text{ }^\circ\text{C}$	$I_o$	0.8						A
Peak Forward Surge Current 8.3 ms Single Half Sine Wave Superimposed on Rated Load (JEDEC Method)	$I_{FSM}$	30						A
Forward Voltage per element @ $I_F = 0.4\text{ A}$ @ $I_F = 0.8\text{ A}$	$V_F$	1.0 1.1						V
Maximum DC Reverse Current at Rated DC Blocking Voltage @ $T_A = 25\text{ }^\circ\text{C}$ @ $T_A = 100\text{ }^\circ\text{C}$ @ $T_A = 125\text{ }^\circ\text{C}$	$I_R$	5.0 50 100						$\mu\text{A}$
Typical Thermal Resistance ( Note2 )	$R_{\theta JA}$ $R_{\theta JC}$	80 22						$^\circ\text{C/W}$
Operating and Storage Temperature Range	$T_j, T_{stg}$	-55 ~ +150						$^\circ\text{C}$

Note: 1. Measured at 1MHz and applied reverse voltage of 4 V D.C.

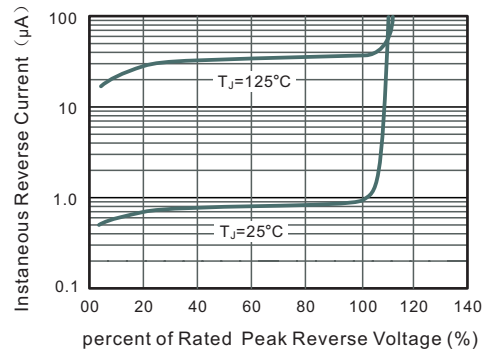
2. Mounted on glass epoxy PC board with 4×1.5"×1.5" ( 3.81×3.81 cm ) copper pad.



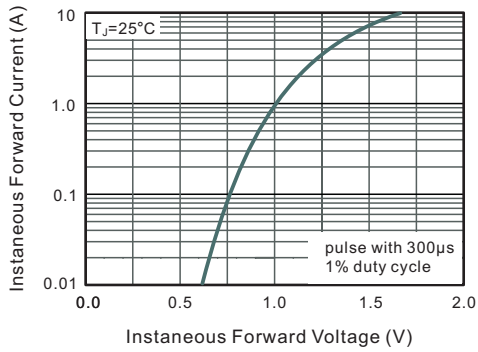
**Fig.1 Average Rectified Output Current Derating Curve**



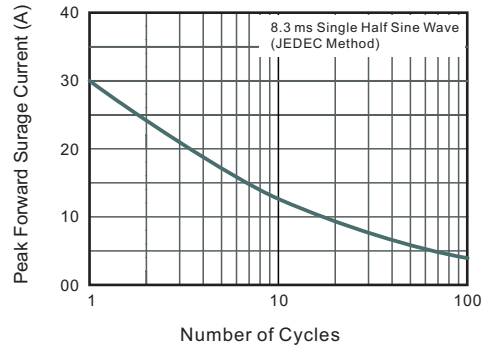
**Fig.2 Typical Reverse Characteristics**



**Fig.3 Typical Instantaneous Forward Characteristics**



**Fig.5 Maximum Non-Repetitive Peak Forward Surge Current**

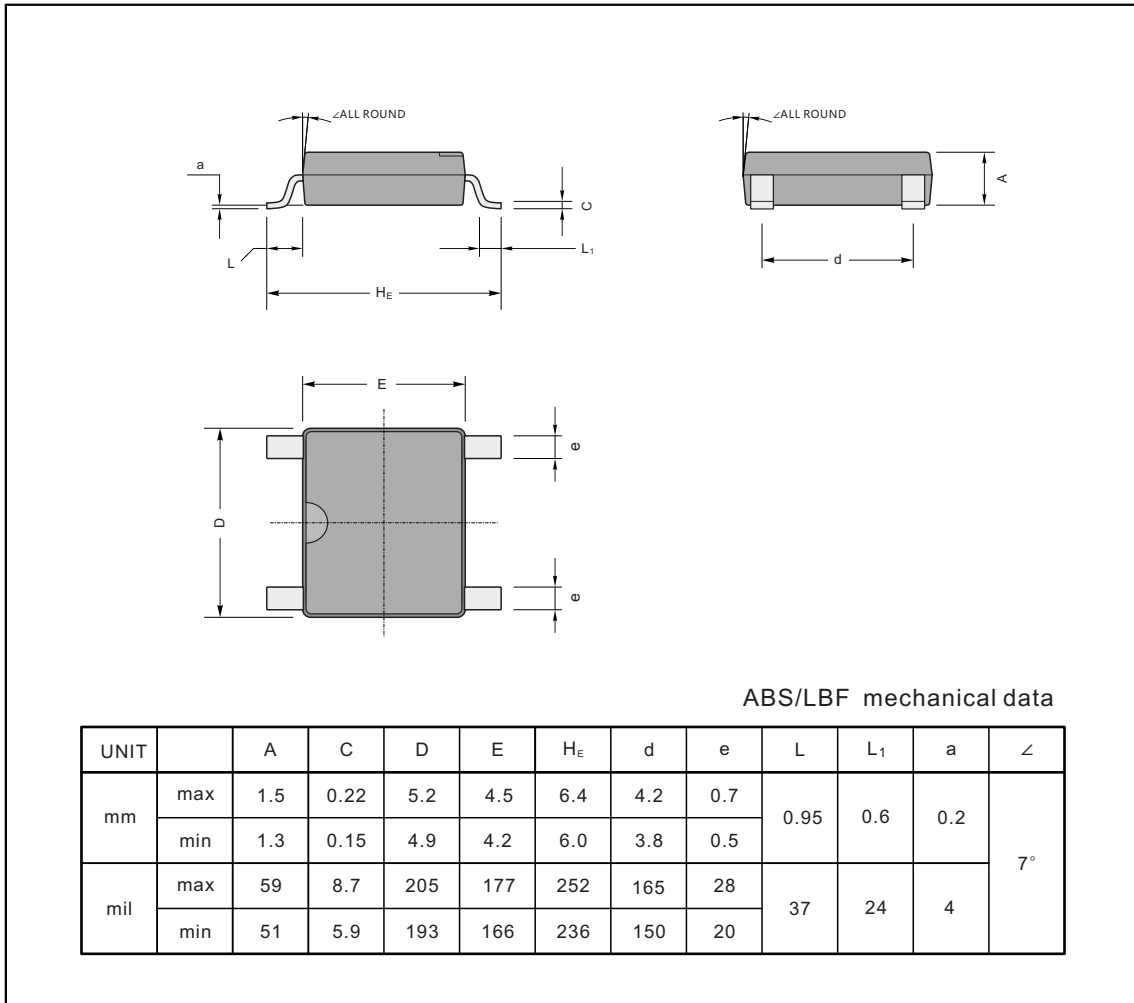




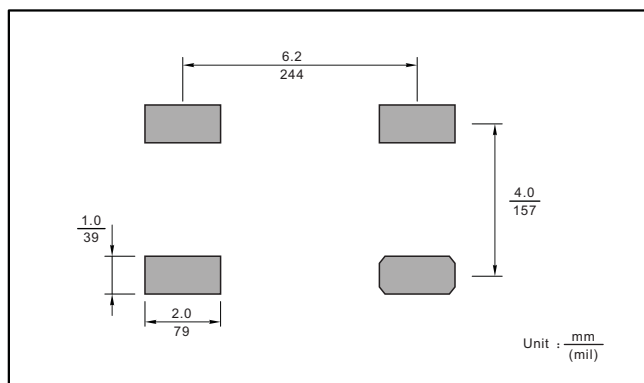
PACKAGE OUTLINE

Plastic surface mounted package; 4 leads

ABS/LBF



The recommended mounting pad size



Marking

Type number	Marking code
TB1S	TB1S
TB2S	TB2S
TB4S	TB4S
TB6S	TB6S
TB8S	TB8S
TB10S	TB10S

## X-ON Electronics

Largest Supplier of Electrical and Electronic Components

*Click to view similar products for [Bridge Rectifiers](#) category:*

*Click to view products by [Jingdao](#) manufacturer:*

Other Similar products are found below :

[MB2510](#) [MB252](#) [MB356G](#) [MB358G](#) [MP358-BP](#) [90MT160KPBF](#) [GBJ1504-BP](#) [GBU10B-BP](#) [GBU15J-BP](#) [GBU15K-BP](#) [GBU4A-BP](#)  
[GBU4D-BP](#) [GBU6B-E3/45](#) [GSIB680-E3/45](#) [DB101-BP](#) [DBA100G](#) [DBA150G](#) [DBA250G](#) [DBA40G](#) [DBD10G-TM-E](#) [DBF10G](#) [DBF250G](#)  
[DBG150G](#) [DBG250G](#) [DF01](#) [DF10SA-E345](#) [BU1508-E3/45](#) [BU1510-E3/45](#) [KBPC50-10S](#) [RS405GL-BP](#) [G5SBA60-E3/51](#) [GBJ1502-BP](#)  
[GBU10J-BP](#) [GBU6M](#) [GBU8D-BP](#) [GBU8J-BP](#) [GSIB1520-E3/45](#) [TB102M](#) [MB1510](#) [MB6M-G](#) [MB86](#) [TL401G](#) [MDA920A2](#) [TU602](#)  
[TU810](#) [MP501W-BP](#) [MP502-BP](#) [BR1005-BP](#) [BR101-BP](#) [BR84DTP204](#)