



0.8A SURFACE MOUNT GLASS PASSIVATED BRIDGE RECTIFIER

FEATURES:

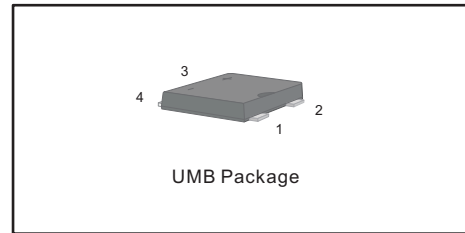
- Glass Passivated Chip Junction
- Reverse Voltage - 100 to 1000 V
- Average Rectified Output Current- 0.8 A
- High Surge Current Capability
- Designed for Surface Mount Application

MECHANICAL DATA

- Case: UMB
- Terminals: Solderable per MIL-STD-750, Method 2026
- Approx. Weight: 45mg/0.0016oz

PINNING

PIN	DESCRIPTION
1	Input Pin (~)
2	Input Pin (~)
3	Output Anode (+)
4	Output Cathode (-)



Maximum Ratings and Electrical characteristics

Ratings at 25 °C ambient temperature unless otherwise specified.
Single phase half-wave 60 Hz, resistive or inductive load, for capacitive load current derate by 20 %.

Parameter	Symbols	UM1B	UM2B	UM4B	UM6B	UM8B	UM10B	Units
Maximum Repetitive Peak Reverse Voltage	V_{RRM}	100	200	400	600	800	1000	V
Maximum RMS voltage	V_{RMS}	70	140	280	420	560	700	V
Maximum DC Blocking Voltage	V_{DC}	100	200	400	600	800	1000	V
Average Rectified Output Current at $T_c = 115\text{ }^\circ\text{C}$	I_o	0.8						A
Peak Forward Surge Current 8.3 ms Single Half Sine Wave Superimposed on Rated Load (JEDEC Method)	I_{FSM}	25						A
Forward Voltage per element @ $I_F = 0.4\text{A}$ @ $I_F = 0.8\text{A}$	V_F	1.0 1.1						V
Maximum DC Reverse Current at Rated DC Blocking Voltage @ $T_a = 25\text{ }^\circ\text{C}$ @ $T_a = 125\text{ }^\circ\text{C}$	I_R	3 30						μA
Typical Junction Capacitance (Note1)	C_j	13						pF
Typical Thermal Resistance (Note2)	$R_{\theta JA}$	110						$^\circ\text{C/W}$
Operating and Storage Temperature Range	T_j, T_{stg}	-55 ~ +150						$^\circ\text{C}$

Note: 1. Measured at 1MHz and applied reverse voltage of 4 V D.C.
2. P.C.B. mounted with 4×1.5"×1.5" (3.81×3.81 cm) copper pad areas.



Fig.1 Average Rectified Output Current Derating Curve

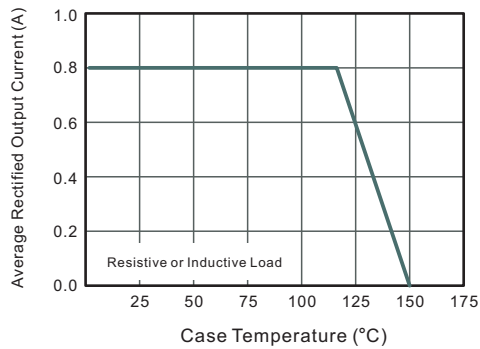


Fig.2 Typical Reverse Characteristics

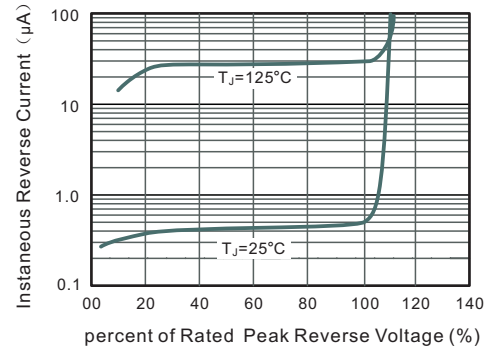


Fig.3 Typical Instantaneous Forward Characteristics

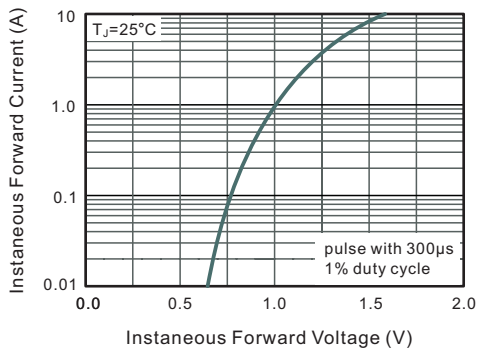


Fig.4 Typical Junction Capacitance

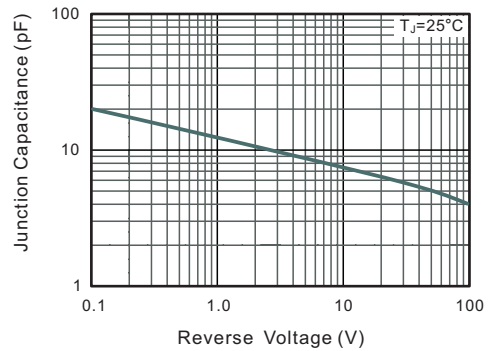
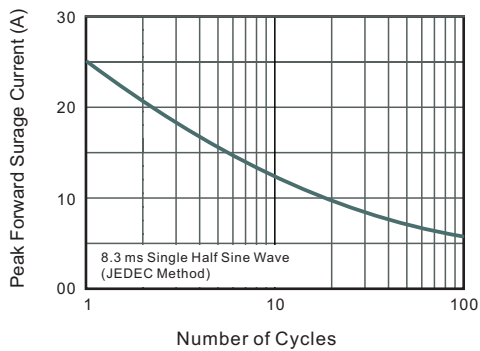


Fig.5 Maximum Non-Repetitive Peak Forward Surge Current

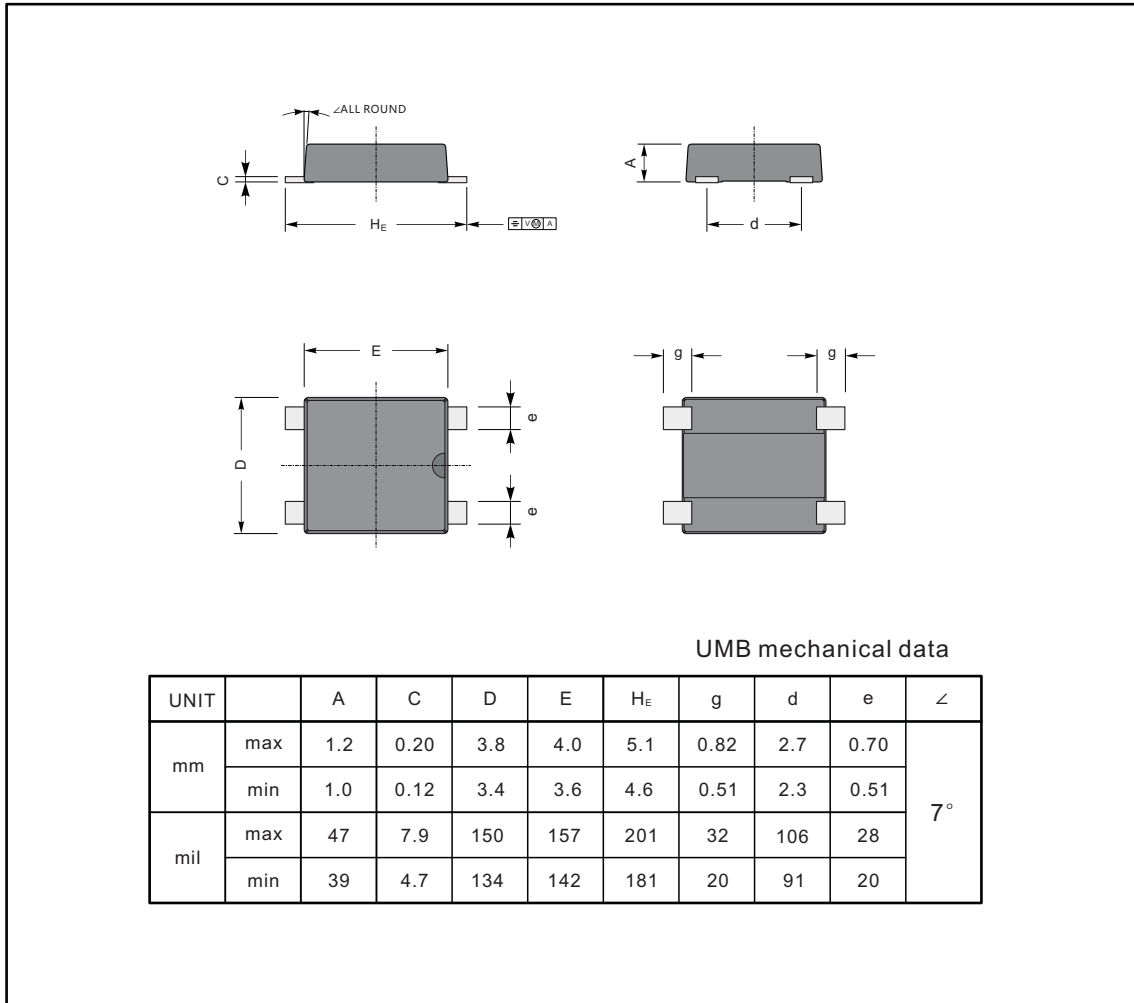




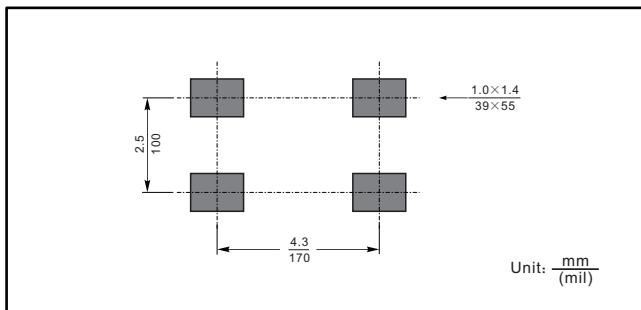
PACKAGE OUTLINE

Plastic surface mounted package; 4 leads

UMB



The recommended mounting pad size



Marking

Type number	Marking code
UM1B	UM1B
UM2B	UM2B
UM4B	UM4B
UM6B	UM6B
UM8B	UM8B
UM10B	UM10B

X-ON Electronics

Largest Supplier of Electrical and Electronic Components

Click to view similar products for [Bridge Rectifiers](#) category:

Click to view products by [Jingdao](#) manufacturer:

Other Similar products are found below :

[MB2510](#) [MB252](#) [MB356G](#) [MB358G](#) [GBJ1504-BP](#) [GBU10B-BP](#) [GBU15K-BP](#) [GBU4A-BP](#) [GBU4D-BP](#) [GBU6B-E3/45](#) [DB101-BP](#) [DF01](#)
[DF10SA-E345](#) [BU1508-E3/45](#) [BU1510-E3/45](#) [KBPC50-10S](#) [RS405GL-BP](#) [GBJ1502-BP](#) [GBU6M](#) [GSIB1520-E3/45](#) [36MB140A](#) [TB102M](#)
[MB1510](#) [MB86](#) [TL401G](#) [MDA920A2](#) [TU602](#) [TU810](#) [MP5010W-BP](#) [MP501W-BP](#) [MP502-BP](#) [BR84DTP204](#) [BU1508-E3/51](#) [KBPC25-02](#)
[VS-110MT120KPBF](#) [VS-2KBB60](#) [VS-60MT120KPBF](#) [VS-60MT80KPBF](#) [DB105-BP](#) [DF1510S](#) [VS-40MT160PAPBF](#) [VISKBU8K-E4/51](#)
[36MT100](#) [GBU4G-BP](#) [GBU6B-E3/51](#) [DF15005S-E3/77](#) [GSIB15A80-E3/45](#) [DB104-BP](#) [D3SB60](#) [TB354](#)