

# D3K3005 THRU D3K310

BRIDGE RECTIFIERS GLASS PASSIVATED  
 REVERSE VOLTAGE - 50 to 1000Volts  
 FORWARD CURRENT - 3.0 Amperes

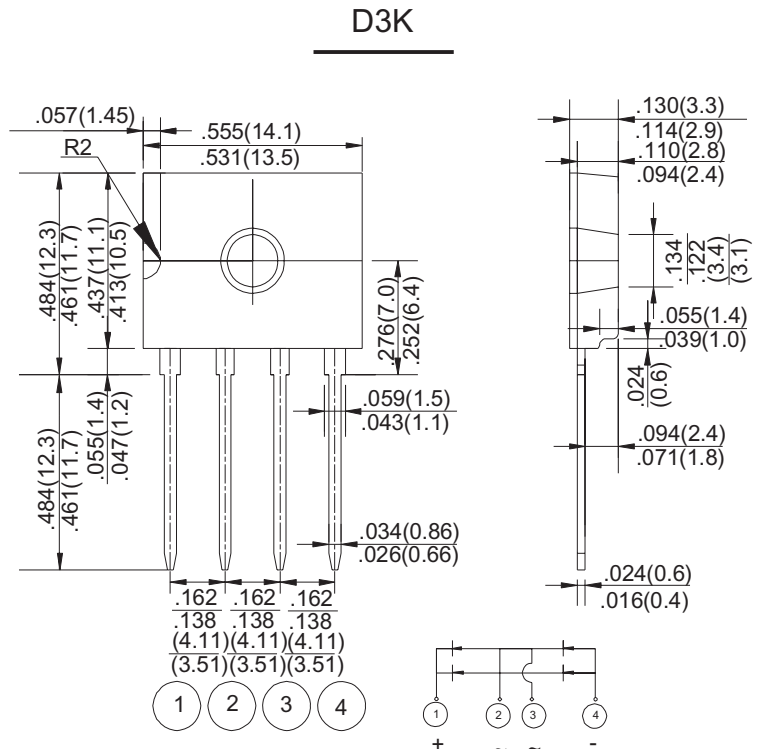


## FEATURES

- Glass passivated chip junction
- High case dielectric strength
- High surge current capability
- Ideal for printed circuit board

## MACHANICAL DATA

- Terminal:Plated leads solderable per MIL-STD 202E, Method 208C
- Case:UL-94 Class V-0 recognized Flame Retardant Epoxy
- Polarity:Polarity symbol marked on body
- Mounting position:any



Dimensions in inches and (millimeters)

## MAXIMUM RATINGS AND ELECTRICAL CHARACTERISTICS

Rating at 25°C ambient temperature unless otherwise specified.

Single phase, half wave ,60Hz, resistive or inductive load.

For capacitive load, derate current by 20%

CHARACTERISTICS	SYMBOL	D3K3005	D3K301	D3K302	D3K304	D3K306	D3K308	D3K310	UNIT
Maximum Recurrent Peak Reverse Voltage	$V_{RRM}$	50	100	200	400	600	800	1000	V
Maximum RMS Voltage	$V_{RMS}$	35	70	140	280	420	560	700	V
Maximum DC Blocking Voltage	$V_{DC}$	50	100	200	400	600	800	1000	V
Maximum Average Forward Rectified Output Current @ $T_c=140^\circ\text{C}$ (with heatsink) @ $T_a=29^\circ\text{C}$ (without heatsink)	$I_{(AV)}$					3			A
Peak Forward Surge Current 8.3ms Single Half Sine-Wave Super Imposed on Rated Load (JEDEC Method)	$I_{FSM}$					60			A
Maximum Forward Voltage at 1.5A DC	$V_F$					1.05			V
$I^2t$ Rating for Fusing ( $t < 8.3\text{ms}$ )	$I^2t$					14.94			$\text{A}^2\text{s}$
Maximum Typical Thermal Resistance without heatsink	$R_{\theta Ja}$					55			$^\circ\text{C}/\text{W}$
with heatsink	$R_{\theta Jc}$					1.5			
without heatsink	$R_{\theta JL}$					15			
Maximum DC Reverse Current at Rated DC Blocking Voltage @ $T_a=25^\circ\text{C}$ @ $T_a=125^\circ\text{C}$	$I_R$					10.0			$\mu\text{A}$
Operating Temperature Range	$T_J$					-55 to +150			$^\circ\text{C}$
Storage Temperature Range	$T_{STG}$					-55 to +150			$^\circ\text{C}$

# RATING AND CHARACTERISTIC CURVES D3K3005 THRU D3K310

FIG.1-DERATING CURVE OUTPUT RECTIFIED CURRENT

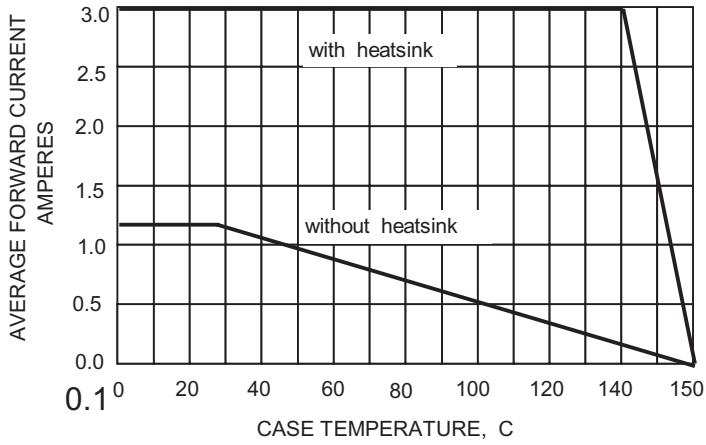


FIG.2-MAXIMUM NON-REPETITIVE SURGE CURRENT

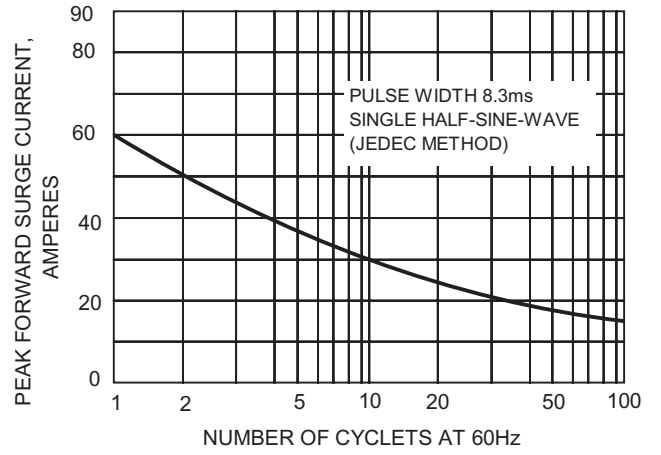


FIG.3-TYPICAL FORWARD CHARACTERISTICS

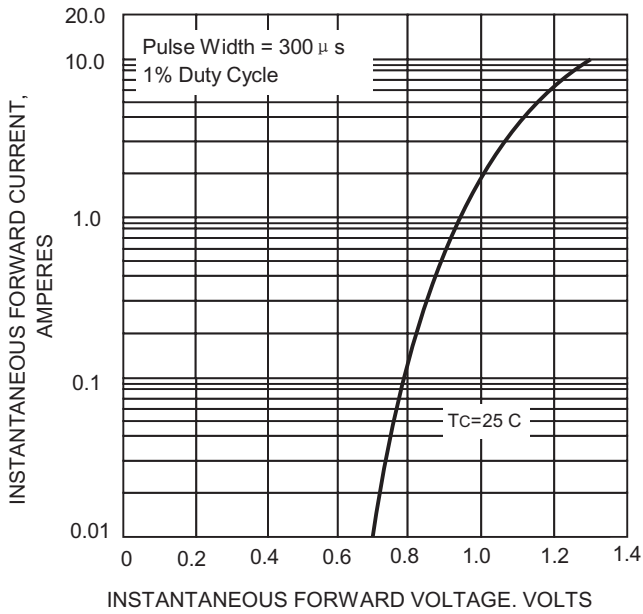
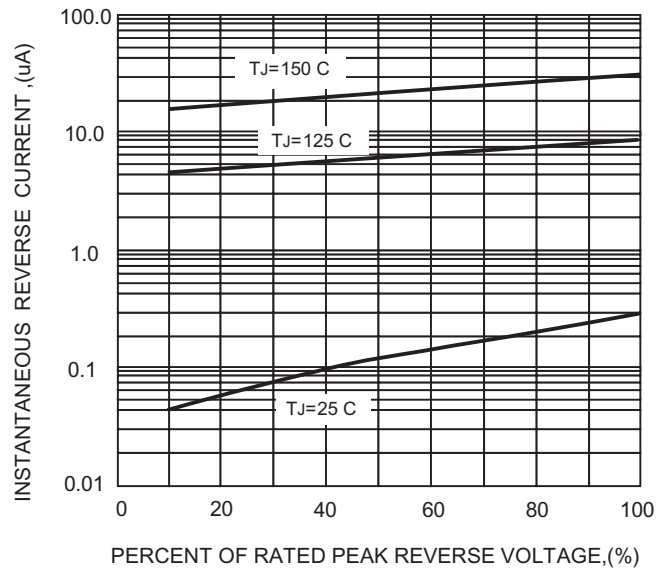


FIG.5-TYPICAL REVERSE CHARACTERISTICS



## X-ON Electronics

Largest Supplier of Electrical and Electronic Components

*Click to view similar products for [Bridge Rectifiers](#) category:*

*Click to view products by [Jing Heng](#) manufacturer:*

Other Similar products are found below :

[G3SBA60-E351](#) [GBJ1504-BP](#) [GBU10B-BP](#) [GBU15J-BP](#) [GBU15K-BP](#) [GBU4A-BP](#) [GBU4D-BP](#) [GBU6B-E3/45](#) [GSIB680-E3/45](#) [DB101-BP](#) [DF10SA-E345](#) [RMB2S](#) [RCG](#) [APT30DF100HJ](#) [APT60DF20HJ](#) [B2S-E3/80](#) [BU1506-E351](#) [BU15085S-E345](#) [BU1508-E3/45](#) [BU1510-E3/45](#) [RS404GL-BP](#) [RS405GL-BP](#) [G3SBA20-E3/51](#) [G5SBA20-E3/51](#) [G5SBA60-E3/51](#) [GBJ1502-BP](#) [GBL02-E351](#) [GBL10-E3/45](#) [GBU10J-BP](#) [GBU4J-BP](#) [GBU4K-BP](#) [GBU8B-E3/45](#) [GBU8D-BP](#) [GBU8J-BP](#) [GSIB1520-E3/45](#) [MB1510](#) [MB352W](#) [MB6M-G](#) [B2M-E345](#) [B40C7000A](#) [B500C7000A](#) [MP5010W-BP](#) [MP501W-BP](#) [MP502-BP](#) [BR1005-BP](#) [BR101-BP](#) [BU1006-E345](#) [BU12065S-E3/45](#) [BU1508-E3/51](#) [BU2006-E3/45](#) [BU2008-E345](#)