



# GBL401 THRU GBL410

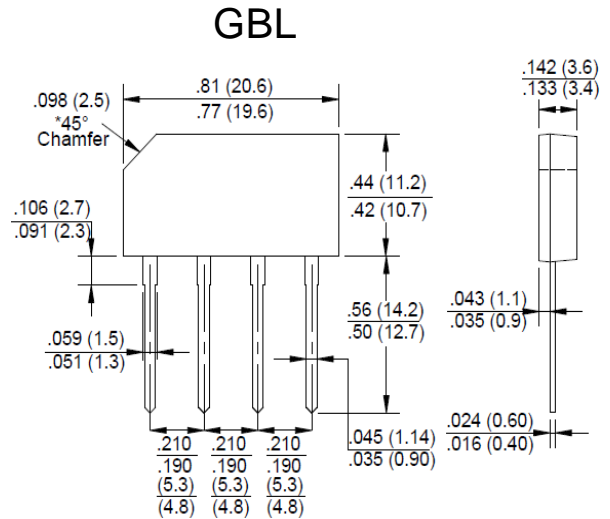
**BRIDGE RECTIFIER**  
Reverse Voltage: 100 to 1000 Volts  
Forward Current: 4.0 Amps

## FEATURES

- Plastic package has Underwriters Laboratory Flammability Classification 94V-0
- Glass passivated chip junction
- High current capability
- Low forward voltage drop
- High temperature soldering guaranteed: 260°C/10 seconds at terminals
- Component in accordance to RoHS 2011/65/EU

## MECHANICAL DATA

- Case: GBL molded plastic body
- Terminals: Plated leads solderable per MIL-STD-750, method 2026
- Mounting Position: Any



Package Outline Dimensions in Inches (Millimeters)

## MAXIMUM RATINGS AND ELECTRICAL CHARACTERISTICS

(Rating at 25°C ambient temperature unless otherwise specified. Single phase, half wave, 60Hz, resistive or inductive load. For capacitive load, derate current by 20%.)

	Symbols	GBL401	GBL402	GBL404	GBL406	GBL408	GBL410	Units
Maximum Recurrent Peak Reverse Voltage	$V_{RRM}$	100	200	400	600	800	1000	Volts
Maximum RMS Voltage	$V_{RMS}$	70	140	280	420	560	700	Volts
Maximum DC Blocking Voltage	$V_{DC}$	100	200	400	600	800	1000	Volts
Maximum Average Forward Rectified Current	$I_{(AV)}$	4.0						Amp
Peak Forward Surge Current 8.3ms single half sine-wave superimposed on rated load (JEDEC method)	$I_{FSM}$	135						Amps
Rating for fusing (t<8.3ms)	$I^2t$	75						A <sup>2</sup> s
Maximum Instantaneous Forward Voltage at 2.0 A DC	$V_F$	1.05						Volts
Maximum DC Reverse Current at rated DC blocking voltage	$T_A=25^\circ\text{C}$	10						$\mu\text{A}$
	$T_A=125^\circ\text{C}$							500
Typical thermal resistance	$R_{\theta JA}$	47						$^\circ\text{C/W}$
	$R_{\theta JC}$							
Operating temperature range	$T_J$	-55 to +150						$^\circ\text{C}$
Storage temperature range	$T_{STG}$	-55 to +150						$^\circ\text{C}$

NOTE: 1. Measured at 1MHz and applied reverse voltage of 4.0 Volts.

# RATINGS AND CHARACTERISTIC CURVES GBL401 THRU GBL410

FIG.1-MAXIMUM FORWARD SURNGE CURRENT

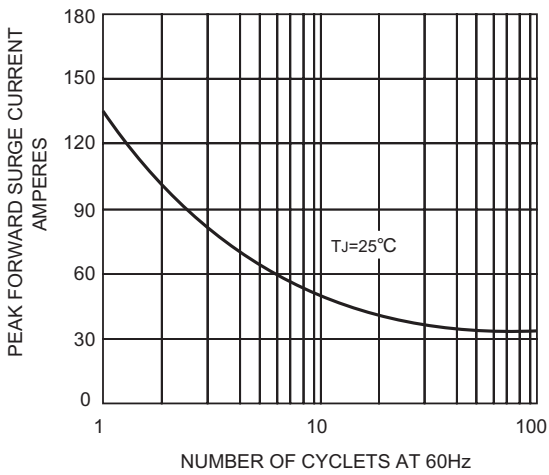


FIG.2-FORWARD CURRENT DERATING CURVE

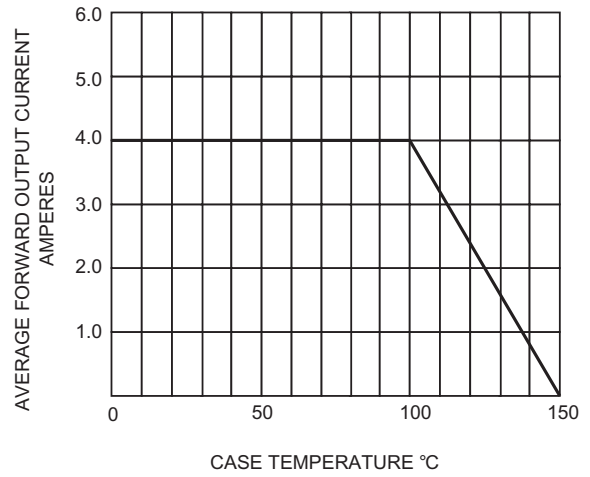


FIG.3-TYPICAL FORWARD CHARACTERISTICS

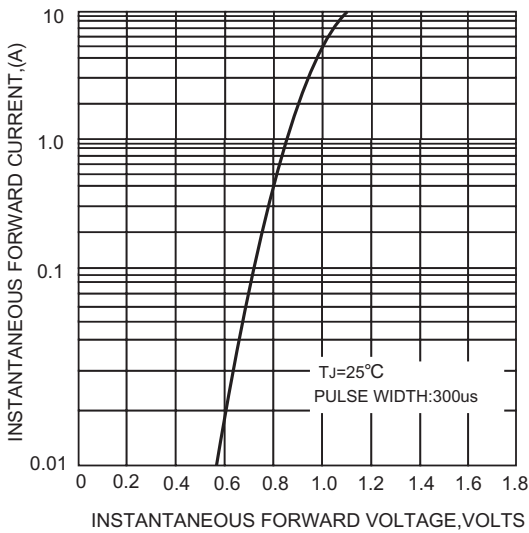
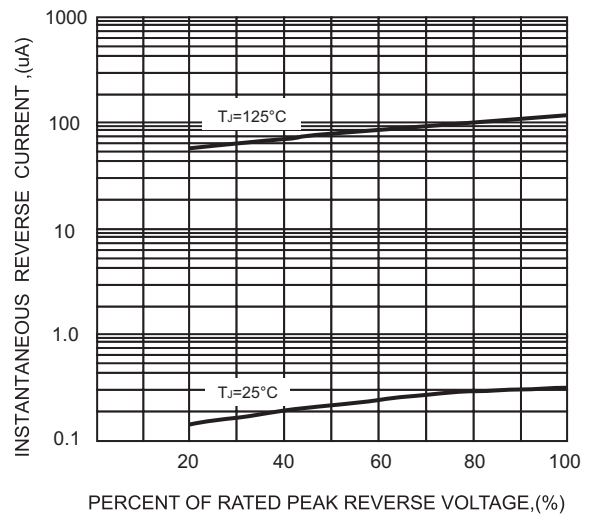


FIG.4 -TYPICAL REVERSE CHARACTERISTICS



## X-ON Electronics

Largest Supplier of Electrical and Electronic Components

*Click to view similar products for [Bridge Rectifiers](#) category:*

*Click to view products by [Jing Heng](#) manufacturer:*

Other Similar products are found below :

[G3SBA60-E351](#) [GBJ1504-BP](#) [GBU10B-BP](#) [GBU15J-BP](#) [GBU15K-BP](#) [GBU4A-BP](#) [GBU4D-BP](#) [GBU6B-E3/45](#) [GSIB680-E3/45](#) [DB101-BP](#) [DF10SA-E345](#) [RMB2S](#) [RCG](#) [APT30DF100HJ](#) [APT60DF20HJ](#) [B2S-E3/80](#) [BU1506-E351](#) [BU15085S-E345](#) [BU1508-E3/45](#) [BU1510-E3/45](#) [RS404GL-BP](#) [RS405GL-BP](#) [G3SBA20-E3/51](#) [G5SBA20-E3/51](#) [G5SBA60-E3/51](#) [GBJ1502-BP](#) [GBL02-E351](#) [GBL10-E3/45](#) [GBU10J-BP](#) [GBU4J-BP](#) [GBU4K-BP](#) [GBU8B-E3/45](#) [GBU8D-BP](#) [GBU8J-BP](#) [GSIB1520-E3/45](#) [MB1510](#) [MB352W](#) [MB6M-G](#) [B2M-E345](#) [B40C7000A](#) [B500C7000A](#) [MP5010W-BP](#) [MP501W-BP](#) [MP502-BP](#) [BR1005-BP](#) [BR101-BP](#) [BU1006-E345](#) [BU12065S-E3/45](#) [BU1508-E3/51](#) [BU2006-E3/45](#) [BU2008-E345](#)