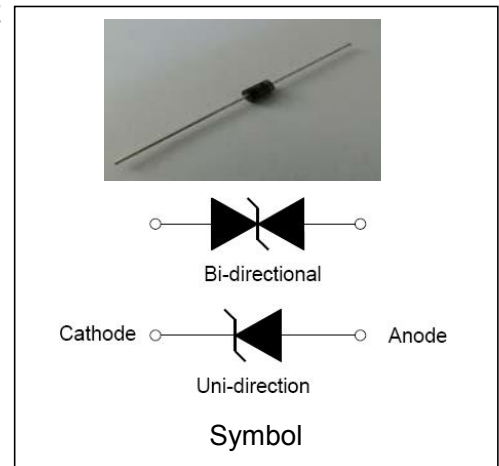


DESCRIPTION:

The 1.5KE series of high current uni/bi-directional transient suppressors are designed for A.C. line protection and high power DC bus clamping applications. These devices offer uni/bi-directional port protection from 6.8 volts to 550 volts. They provide a clamping voltage lower than the avalanche voltage. Therefore, any voltage rise due to increased current conduction is contained to a minimum, providing the best possible protection level. They can also be connected in series and/or parallel to create very high capacity protection solutions.



FEATURES:

- ✧ Low zener impedance.
- ✧ Excellent clamping capability.
- ✧ Repetition rate (duty cycle): 0.01%.
- ✧ JEDEC DO-27/DO-201 Molded Plastic.
- ✧ Color band denoted cathode except bidirectional.
- ✧ High temperature soldering: 260°C/10s at terminals.
- ✧ Glass passivated chip junction in DO-27/DO-201 package.
- ✧ 1500W Peak Pulse power capability at 10×1000μs waveform.
- ✧ Fast response time: typically less than 1.0ps from 0V to V_{BR} min.

ABSOLUTE MAXIMUM RATINGS ($T_A=25^{\circ}\text{C}$, RH=45%-75%, unless otherwise noted)

Parameter	Symbol	Value	Unit
Peak pulse power dissipation on 10/1000μs waveform	P_{PP}	1500	W
Peak pulse current of on 10/1000μs waveform	I_{PP}	See next table	A
Steady state power dissipation at $T_L=75^{\circ}\text{C}$	$P_{M(AV)}$	6.5	W
Operating junction and Storage temperature range	T_{STG}, T_J	-55 to +150	°C
Peak forward surge current, 8.3ms single half sine-wave	I_{FSM}	200	A

ELECTRICAL CHARACTERISTICS (T_A=25°C)

Part Number		V _R	I _R @V _R	V _{BR} @I _T		I _T	V _C @I _{PP}	I _{PP} [Ⓞ]
Uni-Polar	Bi-Polar	V	μA	min(V)	max(V)	mA	max(V)	A
1.5KE6.8A	1.5KE6.8CA	5.8	1000	6.45	7.14	10	10.5	147.1
1.5KE7.5A	1.5KE7.5CA	6.4	500	7.13	7.88	10	11.3	132.8
1.5KE8.2A	1.5KE8.2CA	7.02	200	7.79	8.61	10	12.1	124.0
1.5KE9.1A	1.5KE9.1CA	7.78	50	8.65	9.55	1	13.4	112.0
1.5KE10A	1.5KE10CA	8.55	10	9.50	10.50	1	14.5	103.5
1.5KE11A	1.5KE11CA	9.4	5	10.50	11.60	1	15.6	96.2
1.5KE12A	1.5KE12CA	10.2	5	11.40	12.60	1	16.7	89.8
1.5KE13A	1.5KE13CA	11.1	5	12.40	13.70	1	18.2	82.5
1.5KE15A	1.5KE15CA	12.8	1	14.30	15.80	1	21.2	70.8
1.5KE16A	1.5KE16CA	13.6	1	15.20	16.80	1	22.5	66.7
1.5KE18A	1.5KE18CA	15.3	1	17.10	18.90	1	25.2	59.6
1.5KE20A	1.5KE20CA	17.1	1	19.00	21.00	1	27.7	54.2
1.5KE22A	1.5KE22CA	18.8	1	20.90	23.10	1	30.6	49.1
1.5KE24A	1.5KE24CA	20.5	1	22.80	25.20	1	33.2	45.2
1.5KE27A	1.5KE27CA	23.1	1	25.70	28.40	1	37.5	40.0
1.5KE30A	1.5KE30CA	25.6	1	28.50	31.50	1	41.4	36.3
1.5KE33A	1.5KE33CA	28.2	1	31.40	34.70	1	45.7	32.9
1.5KE36A	1.5KE36CA	30.8	1	34.20	37.80	1	49.9	30.1
1.5KE39A	1.5KE39CA	33.3	1	37.10	41.00	1	53.9	27.9
1.5KE43A	1.5KE43CA	36.8	1	40.90	45.20	1	59.3	25.3
1.5KE47A	1.5KE47CA	40.2	1	44.70	49.40	1	64.8	23.2
1.5KE51A	1.5KE51CA	43.6	1	48.50	53.60	1	70.1	21.4
1.5KE56A	1.5KE56CA	47.8	1	53.20	58.80	1	77.0	19.5
1.5KE62A	1.5KE62CA	53.0	1	58.90	65.10	1	85.0	17.7
1.5KE68A	1.5KE68CA	58.1	1	64.60	71.40	1	92.0	16.4
1.5KE75A	1.5KE75CA	64.1	1	71.30	78.80	1	103.0	14.6
1.5KE82A	1.5KE82CA	70.1	1	77.90	86.10	1	113.0	13.3
1.5KE91A	1.5KE91CA	77.8	1	86.50	95.50	1	125.0	12.0
1.5KE100A	1.5KE100CA	85.5	1	95.00	105.0	1	137.0	11.0
1.5KE110A	1.5KE110CA	94.0	1	105.0	116.0	1	152.0	10.0

ELECTRICAL CHARACTERISTICS ($T_A=25^\circ\text{C}$, continued)

Part Number		V_R	$I_R@V_R$	$V_{BR}@I_T$		I_T	$V_C@I_{PP}$	I_{PP}°
Uni-Polar	Bi-Polar	V	μA	min(V)	max(V)	mA	max(V)	A
1.5KE120A	1.5KE120CA	102.0	1	114.0	126.0	1	165.0	9.1
1.5KE130A	1.5KE130CA	111.0	1	124.0	137.0	1	179.0	8.4
1.5KE150A	1.5KE150CA	128.0	1	143.0	158.0	1	207.0	7.3
1.5KE160A	1.5KE160CA	136.0	1	152.0	168.0	1	219.0	6.9
1.5KE170A	1.5KE170CA	145.0	1	162.0	179.0	1	234.0	6.5
1.5KE180A	1.5KE180CA	154.0	1	171.0	189.0	1	246.0	6.1
1.5KE200A	1.5KE200CA	171.0	1	190.0	210.0	1	274.0	5.5
1.5KE220A	1.5KE220CA	185.0	1	209.0	231.0	1	328.0	4.6
1.5KE250A	1.5KE250CA	214.0	1	237.0	263.0	1	344.0	4.4
1.5KE300A	1.5KE300CA	256.0	1	285.0	315.0	1	414.0	3.7
1.5KE350A	1.5KE350CA	300.0	1	332.0	368.0	1	482.0	3.2
1.5KE400A	1.5KE400CA	342.0	1	380.0	420.0	1	548.0	2.8
1.5KE440A	1.5KE440CA	376.0	1	418.0	462.0	1	602.0	2.5
1.5KE480A	1.5KE480CA	408.0	1	456.0	504.0	1	658.0	2.28
1.5KE510A	1.5KE510CA	434.0	1	485.0	535.0	1	698.0	2.15
1.5KE530A	1.5KE530CA	450.0	1	503.5	556.5	1	725.0	2.07
1.5KE540A	1.5KE540CA	459.0	1	513.0	567.0	1	740.0	2.03
1.5KE550A	1.5KE550CA	467.0	1	522.5	577.5	1	760.0	1.97

① Surge waveform: 10/1000 μs

V_R : Stand-off Voltage -- Maximum voltage that can be applied V_{BR} : Breakdown Voltage

V_C : Clamping Voltage -- Peak voltage measured across the suppressor at a specified I_{PP} I_R : Reverse Leakage Current

RATINGS AND V-I CHARACTERISTICS CURVES ($T_A=25^\circ\text{C}$, unless otherwise noted)

FIG .1:V- I curve characteristics (Uni-directional)

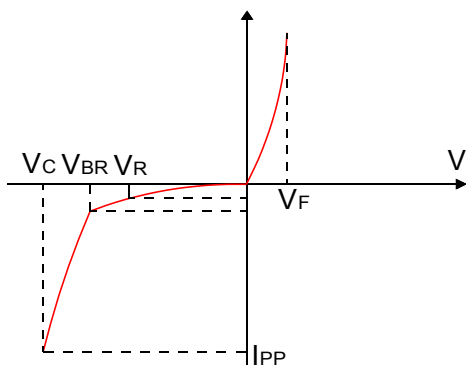


FIG .2:V- I curve characteristics (Bi-directional)

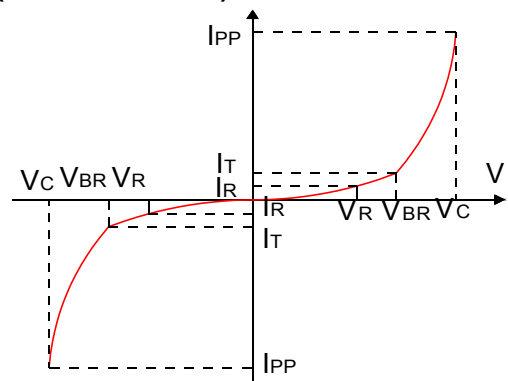
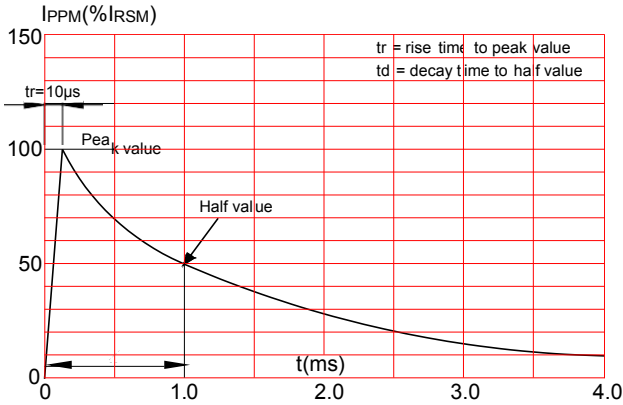
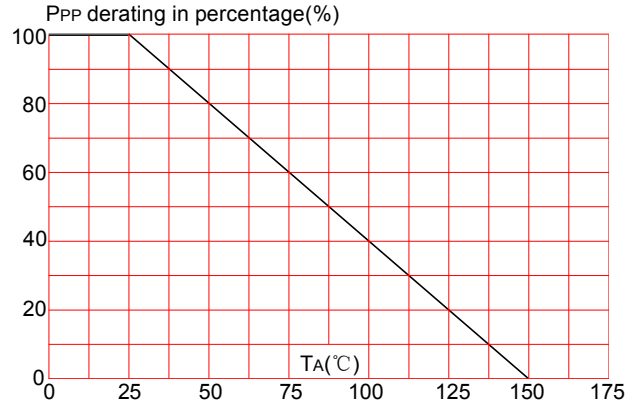
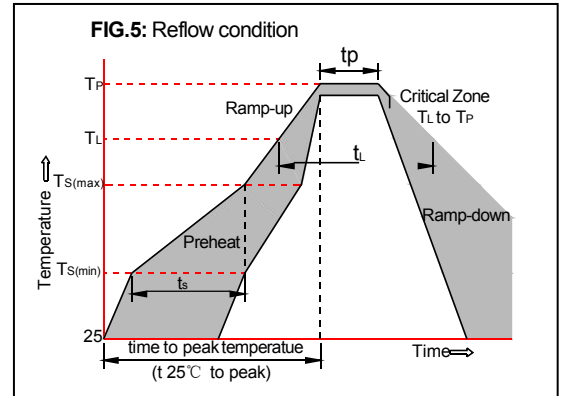


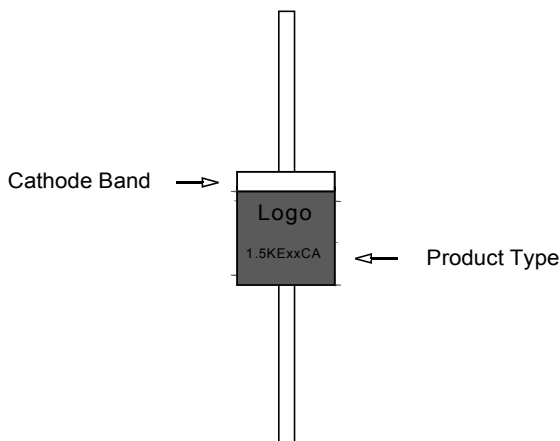
FIG.3: Pulse waveform

FIG.4: Pulse derating curve


SOLDERING PARAMETERS

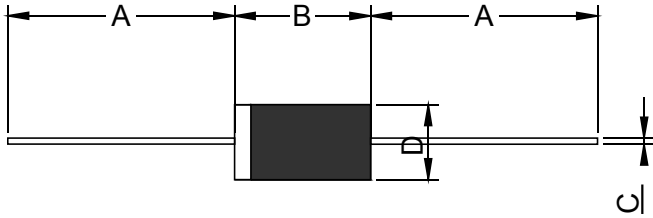
Reflow Condition		Pb-Free assembly (see FIG.5)
Pre Heat	-Temperature Min ($T_{s(min)}$)	+150°C
	-Temperature Max($T_{s(max)}$)	+200°C
	-Time (Min to Max) (t_s)	60-180 secs.
Average ramp up rate (Liquid us Temp (T_L) to peak)		3°C/sec. Max
$T_{s(max)}$ to T_L - Ramp-up Rate		3°C/sec. Max
Reflow	-Temperature(T_L)(Liquid us)	+217°C
	-Temperature(t_L)	60-150 secs.
Peak Temp (T_p)		+260(+0/-5)°C
Time within 5°C of actual Peak Temp (t_p)		30 secs. Max
Ramp-down Rate		6°C/sec. Max
Time 25°C to Peak Temp (T_p)		8 min. Max
Do not exceed		+260°C



MARKING & ORDERING INFORMATION



- 1.5KE XX C A
 (1) (2) (3) (4)
 (1) Series:1500 watts series
 (2)Reverse Stand-off Voltage
 (3)Bi-directional
 (4)5% V_{BR} Voltage tolerance

PACKAGE MECHANICAL DATA


Ref.	Dimensions			
	Inches		Millimeters	
	Min.	Max.	Min.	Max.
A	1.000	-	25.40	-
B	0.339	0.362	8.60	9.20
C	0.045	0.057	1.15	1.45
D	0.193	0.221	4.90	5.60

Part Number	Case Type	Quantity	Packing Option
1.5KEXXCA/A	DO-27/DO-201	1000	Box

Website: <http://www.jksemi.com>

For additional information, please contact your local Sales Representative.

©Copyright 2021, jksemi

X-ON Electronics

Largest Supplier of Electrical and Electronic Components

Click to view similar products for [ESD Suppressors / TVS Diodes](#) category:

Click to view products by [Jinkaisheng](#) manufacturer:

Other Similar products are found below :

[60KS200C](#) [D18V0L1B2LP-7B](#) [D5V0F4U5P5-7](#) [NTE4902](#) [P4KE27CA](#) [P6KE11CA](#) [P6KE8.2A](#) [SA60CA](#) [SA64CA](#) [SMBJ12CATR](#)
[SMBJ33CATR](#) [SMBJ6.5A](#) [SMBJ8.0A](#) [ESD101-B1-02ELS E6327](#) [ESD112-B1-02EL E6327](#) [ESD7451N2T5G](#) [19180-510](#) [CPDT-5V0USP-](#)
[HF](#) [3.0SMCJ33CA-F](#) [3.0SMCJ36A-F](#) [HSPC16701B02TP](#) [JANTX1N6126A](#) [D3V3Q1B2DLP3-7](#) [D55V0M1B2WS-7](#) [SCM1293A-04SO](#)
[ESD200-B1-CSP0201 E6327](#) [SM12-7](#) [CEN955 W/DATA](#) [VESD12A1A-HD1-GS08](#) [CPDQC5V0-HF](#) [D1213A-01LP4-7B](#) [ESD101-B1-02EL](#)
[E6327](#) [AOZ8808DI-03](#) [5KP15A](#) [5KP48A](#) [5KP90A](#) [ESD3V3D7-TP](#) [15KPA36A-LF](#) [P4KE56CA](#) [P4KE68A](#) [P4KE91CATR](#) [P6KE120A](#)
[P6KE13CA](#) [P6KE43CA](#) [P6KE6.8CA](#) [P6KE8.2](#) [P6SMBJ20CA](#) [JANTX1N6072A](#) [SR2835ESKG](#) [SA90CA](#)