



# 产品规格书

文件版本:Version

A/2

文件编号:No

型号 Type :2410 SA/B/CF

安规类型: Approve

UL

## 1. 适用范围 / Scope of Application

本产品适用于各类电子设备电路的过流保护作用，广泛应用于照明设备、电源设备以及适配器等领域。

This product is suitable for various kinds of electronic devices' circuit over current protection. Widely used in industrial of Lighting, Power supply and Adapter applications, etc.

## 2. 安规认证标准及编号 / Standards and Agency Approvals

2.1 执行标准：遵循 UL248-1;UL248- 14。

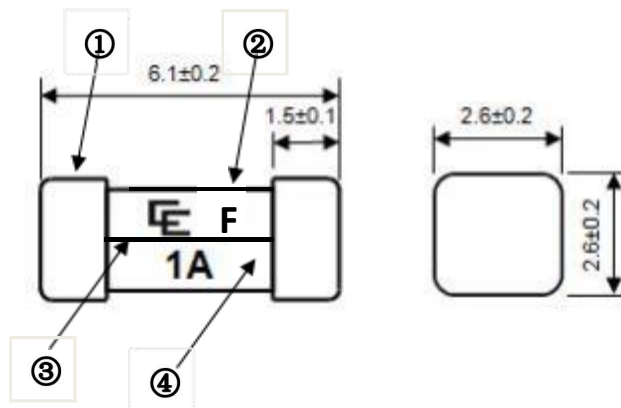
Standards: In accordance with UL248-1;UL248- 14.

2.2 认证范围 Certification:

额定电压 Rated Voltage	安规标准 Agency	认证电流 Ampere Range	证书编号 Agency File Number
125V/250V/300V	UR	50mA ~ 10A	E358595
	C-UR	50mA ~ 10A	E358595

## 3. 结构及尺寸 / Dimensions and Structure

单位：毫米 / Unit: mm



## 4. 材料明细 / Material Details

编号 NO.	零件名称 Part Name	材质 Material
①	铜帽 Cap	黄铜镀银 Ag Plated Brass
②	管体 Body	陶瓷管 Body
③	熔丝 Fuse element	合金 Alloy
④	填充物 Filled	None

## 5. 产品标示 / Product Marking

保险丝本体上需有下列标示。

The fuses body shall have the following markings.

示例 Example:




①制造厂商标识/ Trade Mark

②电器特性符号 / Electrical Characteristic symbol: F/T (Fast-Acting/Time-Lag)

③额定电流/Rated Current: A 或 or mA

**注意 / Note:** 对于标示的大小和位置没有规定。  
 Size and position of the markings shall not be provided

## 6. Product Characteristic

Rated current	Rated voltage	Maximun voltage drop(mv)	Breaking capacity	I <sup>2</sup> T A <sup>2</sup> s	
50mA	125V(SAF) 250V(SBF) 300V(SCF) 125V(50mA~15A) 250V(50mA~10A) 300V(50mA~10A)	5000	125V@100A ac 250V/300V@50A ac	0.00019	●
62mA		4400		0.00019	●
100mA		3500		0.00138	●
125mA		2500		0.00286	●
160mA		2200		0.0048	●
200mA		1800		0.0089	●
250mA		1400		0.0158	●
315mA		1300		0.0311	●
400mA		1000		0.0551	●
500mA		900		0.0824	●
630mA		800		0.1381	●
800mA		600		0.2654	●
1.0A		500		0.6029	●
1.25A		400		0.664	●
1.6A		300		1.06	●
2.0A		300		0.53	●
2.5A		300		1.029	●
3.15A		300		1.92	●
4.0A		300		3.152	●
5.0A		300		5.566	●
6.3A	300	9.17	●		
8.0A	220	20.23	●		
10.0A	220	26.46	●		

● Approved  pending

## 7. 外观及形状 / Appearances and Configuration

6.1 外观不应出现显著的污点、裂纹，标识应该容易辨识。

There shall not be any remarkable stain and crack on the appearances, markings shall be easily legible.

6.2 形状：不带引线或带直线引脚小型陶瓷管保险丝。

Configuration: No Lead End Cap or Axial Leded Miniature Ceramic Tube Fuse.

## 8. 产品特性 / Product Characteristics

7.1 引脚拉力强度 / Lead Pull Strength

10 牛顿 10±1 秒 / 10N for 10±1 Seconds

## 7.2 引脚推力强度 / Lead Thrust Strength

2 牛顿 10± 1 秒 / 2N for 10± 1 Seconds

## 7.3 可焊性 / Solder ability

波峰焊/Wave : 260℃, ≤ 3s;

烙铁焊/Soldering Iron: 350± 10℃, ≤ 3s.

## 7.4 耐焊接热 / Soldering Heat Resistance

波峰焊/Wave : 260℃, < 10s;

烙铁焊/Soldering Iron: 350℃, < 3s.

## 9. 电气特性 / Electrical Characteristics

### 8.1 实验条件: Test Condition

所有测试环境温度均为 25± 5℃。

All electrical test is to be conducted with the ambient air at a temperature of 25± 5℃.

### 8.2 分断能力 / Interrupting Rating:

分断能力 Breaking Capacity::

50 安培使用 125 伏交流电源(50mA~10A) 。 50A@ 125V AC(50mA~10A)

50 安培使用 250 伏交流电源(50mA~10A) 。 50 A@ 250V AC(50mA~10A)

### 8.3 温度上升试验 / Rising Temperature Test:

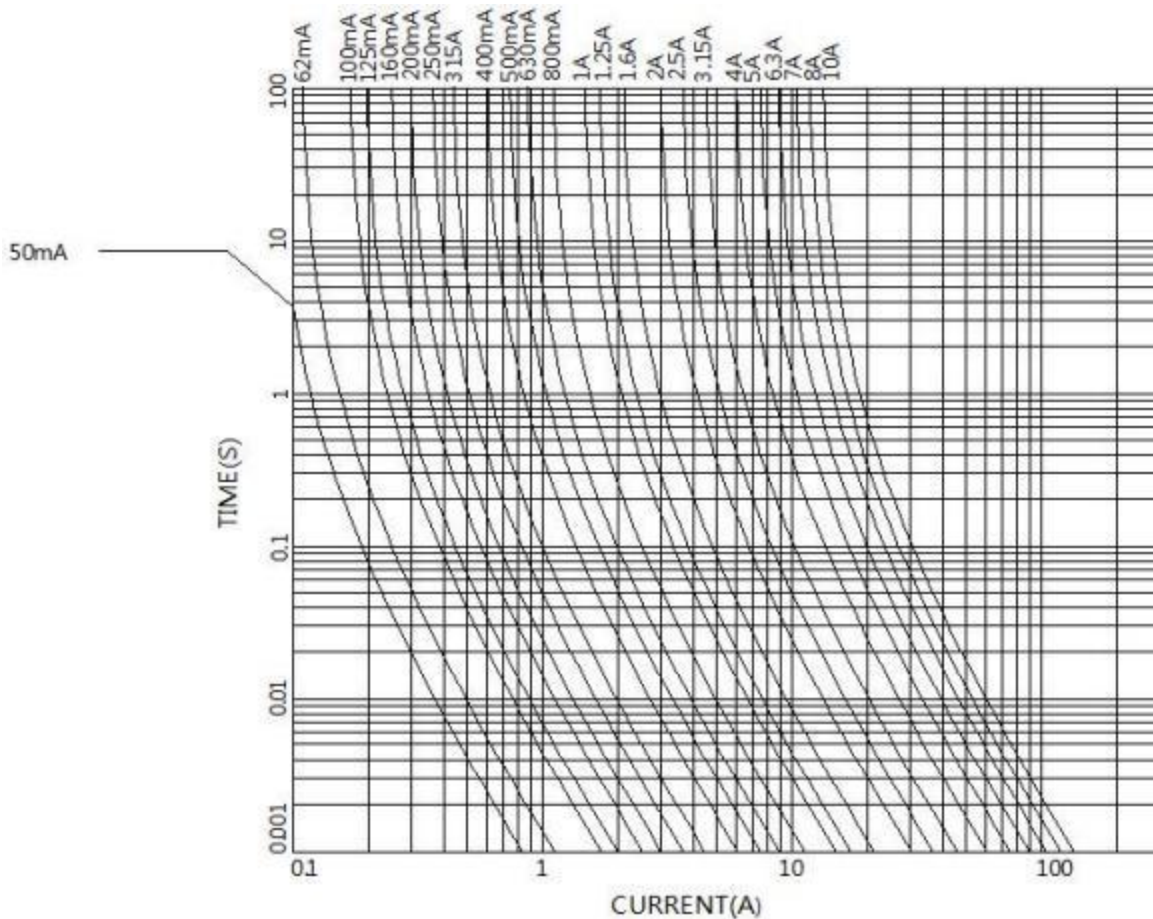
温度上升试验: 通 1.0 倍额定电流, 当温度稳定时 (5 分钟测量 4 次, 且每次测量值与平均值相差不超过 2℃)。测得熔断体任何部位的温升不得超过 75℃, 周围环境温度为 25±5℃。When the 100% times of rating electric current passes the fuse, After reaching thermal balance, the temperature on the fuse surface rising is not higher than 75℃

Rising temperature= The surface temperature-Ambient temperature

## 8.4 熔断时限 / Opning Time

额定电流的% % of Ampere Rating	熔断时间(UL) Opening Time(UL)
100%	T>4hrs
200%	T<5s

## 8.6 平均时间电流曲线图 / Average Time Current Curves



## 10. 环境特性 / Environmental Characteristic

### 9.1 使用温度范围 / Operating Temperature

-55℃~+125℃。

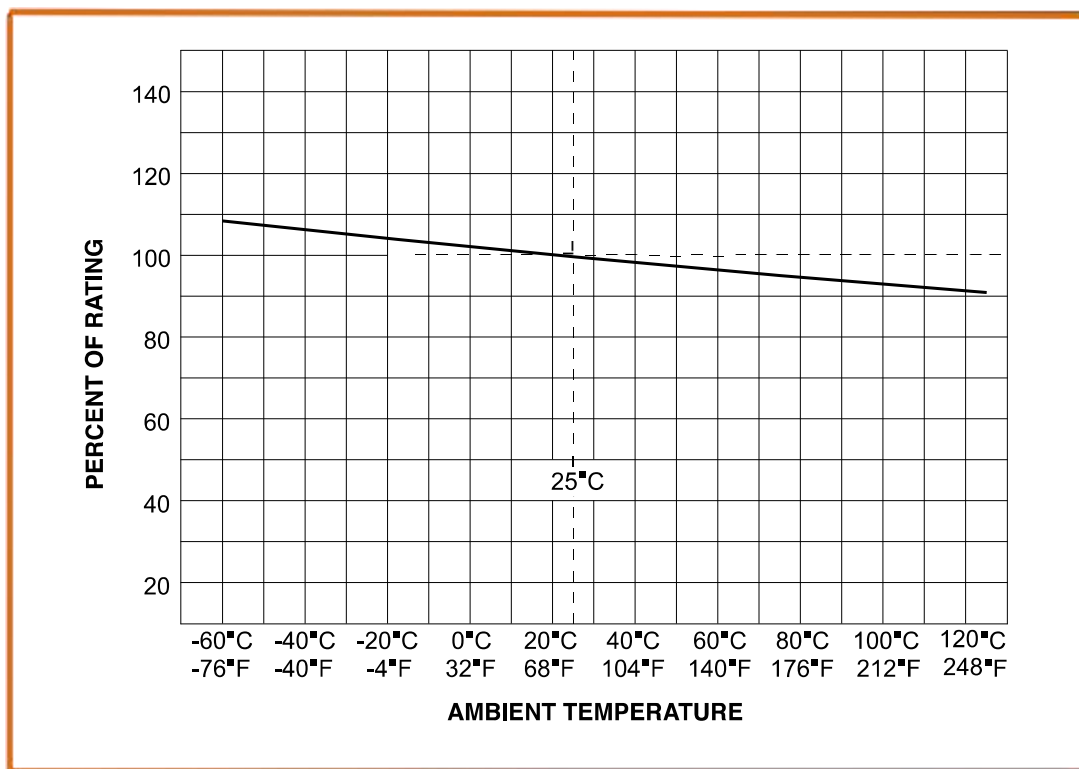
## 9.2 保存条件 Stock Condition

湿度: 相对湿度  $\leq 75\%$  平均可以存放 3 年。

Humidity: Relative humidity  $\leq 75\%$  store 3 years in average.

## 9.3 若操作环境温度超出 $25 \pm 5^\circ\text{C}$ 范围, 在选用保险丝规格时, 需考虑操作环境温度对保险丝的影响, 请参照如下: 温度- 电流曲线图。

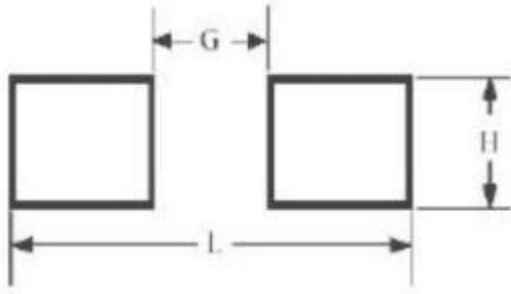
When choosing the fuse's specification, if the operating environmental temperature beyond the scope from  $20 \sim 30^\circ\text{C}$ , engineer should consider the environmental temperature's affection to fuses. Please refer: Temperature Derating Curve:



## 11. 安装建议 / Installation Recommendations

### 10.1 建议按照如下示意图方式进行安装。

Propose installation way as following picture.



/	mm	inch
L	8.7	0.343
H	2.9	0.114
G	3.0	0.118

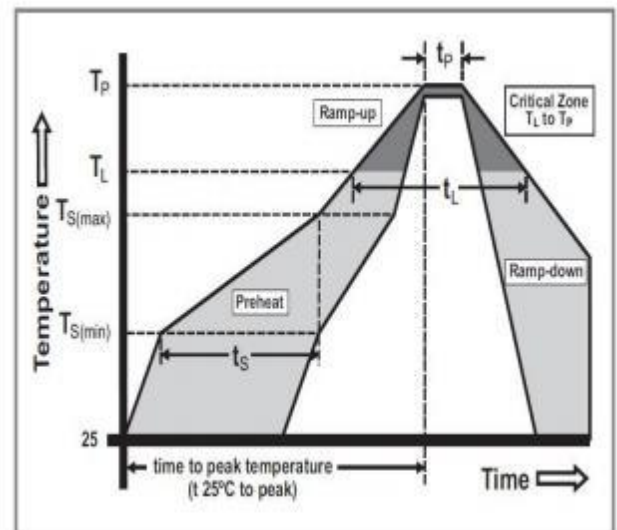
## 10.2 建议焊接参数 / Recommended Soldering Parameters

### A. 波峰焊参数 / Wave Parameters:

锡炉温度 / Solder Pot Temperature: 260°C Max

焊接时间 / Solder Dwell Time:

Reflow Condition		Pb-Free assembly
Preheating	-Temperature Min Ts(min)	150°C
	-Temperature Max Ts(max)	200°C
	-Time Max	120 secs
Soldering	-Temperature (TL)(Liquidus)	260°C
	-Time Max (TL)	60 secs
	-Temperature (TP)	Max 260°C
	-Time Max (TP)	10 secs



### B. 手工焊参数 / Hand-Solder Parameters:

烙铁温度 / Solder Iron Temperature: 350±5°C

焊接时间 / Heating Time: 3s Max



# 产品规格书

文件版本:Version

A/2

文件编号:No

型号 Type: 2410 SA/B/CF

安规类型: Approve

UL

## 12. 包装 / Packaging

11.1 包装袋/盒印明下列标示: / The following items indicated on the label:

产品料号、额定(电压、电流)、分断类型及安规名称。

Catalog number, ratings (voltage, current), interrupting type and safety mark.

包装材料均符合 RoHS/ REACH/ HF 的环保要求, 且包装材料不会和零件发生化学反应, 造成不良。

The packing material conforms to ROHS/ REACH/ HF environmental protection request. And the packing materials will not have the chemical reaction with the components.

11.2 包装数量 / Packing Quantity

每 1000pcs 一卷/Every 1000 PCS for 1 roll

每盒 1 卷/Each box 1 volume

**附件 I: 安规证书和 SGS 证书 / Appendix I: Safety approval certificates and SGS approval**



## X-ON Electronics

Largest Supplier of Electrical and Electronic Components

*Click to view similar products for [Surface Mount Fuses](#) category:*

*Click to view products by [Jinkaisheng](#) manufacturer:*

Other Similar products are found below :

[FHC20402ADTP](#) [NFVC6125S0R50TRF](#) [TF16SN2.00TTD](#) [FCC16501ABTP](#) [FCC16102ABTP](#) [FHC16322ADTP](#) [0308001.UR](#)  
[FCC16202ABTP](#) [F0603G0R03FNTR](#) [7010.9962.63](#) [SEF 12A 65V \(G\)](#) [MST 250mA 250V](#) [TB60](#) [06 100.4](#) [TBF50](#) [TBF40](#)  
[2010T315mA250V](#) [06 110.7](#) [12 100.1.5](#) [06 110.5](#) [1206FA-R250](#) [R06.100.6](#) [R12.100.15](#) [R06.000.0.375](#) [R06.000.6](#) [R06.100.0.25](#) [R12.000.8](#)  
[R06.000.0.5](#) [R06.000.0.75](#) [R06.000.8](#) [R06.100.0.75](#) [R06.100.8](#) [R06.100.0.375](#) [R06.100.0.5](#) [R06.000.7](#) [R06.100.7](#) [S0603-S-2.0A](#) [F06F3.5](#)  
[F12F20](#) [TA3VT2](#) [F12F1](#) [F06F7](#) [F06T3.5](#) [F06F0.375](#) [F06T8](#) [F12F30](#) [4T2A250V](#) [R12.100.7](#) [R12.100.30](#) [R06.000.0.25](#)