

Performance Specification

Model	V _{max} (Vdc)	I _{max} (A)	I _{hold} (A)	I _{trip} (A)	P _d Typ. (W)	Maximum Time		Resistance		
						To Trip		R _{imin} (Ω)	R _{imax} (Ω)	R _{1max} (Ω)
						Current	Time			
						(A)	(Sec)			
JK30-030	30	40	0.30	0.60	0.44	8.00	0.3	0.370	0.720	1.080
JK30-040	30	40	0.40	0.80	0.45	8.00	0.3	0.250	0.645	1.100
JK30-050	30	40	0.50	1.00	0.46	8.00	0.3	0.250	0.600	1.200
JK30-065	30	40	0.65	1.30	0.47	8.00	0.4	0.120	0.450	0.500
JK30-075	30	40	0.75	1.50	0.48	8.0	0.4	0.200	0.370	0.420
JK30-090	30	40	0.90	1.80	0.6	4.50	5.9	0.100	0.220	0.300
JK30-110	30	40	1.10	2.20	0.7	5.50	6.6	0.070	0.200	0.260
JK30-135	30	40	1.35	2.70	0.8	6.75	7.3	0.070	0.160	0.200
JK30-160	30	40	1.60	3.20	0.9	8.00	8.0	0.060	0.140	0.180
JK30-185	30	40	1.85	3.70	1.0	9.25	8.7	0.050	0.120	0.150
JK30-250	30	40	2.50	5.00	1.2	12.5	10.3	0.030	0.080	0.100
JK30-300	30	40	3.00	6.00	2.0	15.0	10.8	0.030	0.070	0.095
JK30-400	30	40	4.00	8.00	2.5	20.0	12.7	0.010	0.060	0.090
JK30-500	30	40	5.00	10.00	3.0	25.0	14.5	0.010	0.050	0.080
JK30-600	30	40	6.00	12.00	3.5	30.0	16.0	0.005	0.040	0.060
JK30-700	30	40	7.00	14.00	3.8	35.0	17.5	0.005	0.030	0.050
JK30-800	30	40	8.00	16.00	4.0	40.0	18.8	0.005	0.025	0.030
JK30-900	30	40	9.00	18.00	4.2	40.0	20.0	0.005	0.020	0.025

V_{max} = Maximum operating voltage device can withstand without damage at rated current (I_{max}).

I_{max} = Maximum fault current device can withstand without damage at rated voltage (V_{max}).

I_{hold} = Hold Current. Maximum current device will not trip in 25°C still air.

I_{trip} = Trip Current. Minimum current at which the device will always trip in 25°C still air.

P_d = Power dissipation when device is in the tripped state in 25°C still air environment at rated voltage.

R_{i min/max} = Minimum/Maximum device resistance prior to tripping at 25°C.



R_{1max} = Maximum device resistance is measured one hour post reflow.

CAUTION : Operation beyond the specified ratings may result in damage and possible arcing and flame.

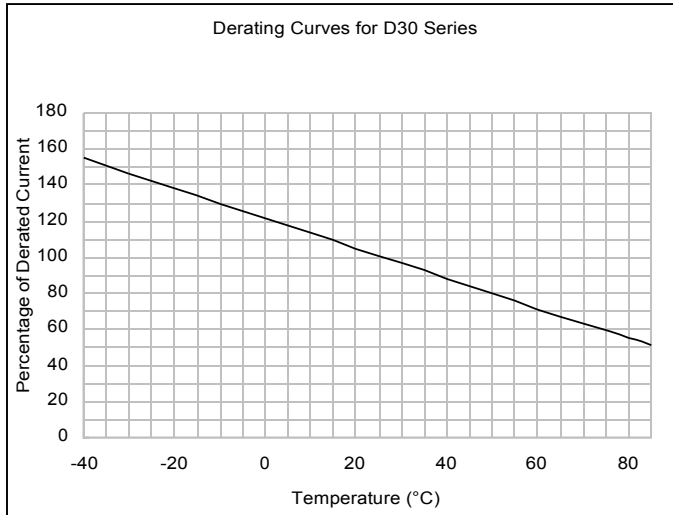
Environmental Specifications

Test	Conditions	Resistance change
Passive aging	+85°C, 1000 hrs.	±5% typical
Humidity aging	+85°C, 85% R.H. , 168 hours	±5% typical
Thermal shock	+85°C to -40°C, 20 times	±33% typical
Resistance to solvent	MIL-STD-202, Method 215	No change
Vibration	MIL-STD-202, Method 201	No change
Ambient operating conditions : - 40 °C to +85 °C		
Maximum surface temperature of the device in the tripped state is 125 °C		

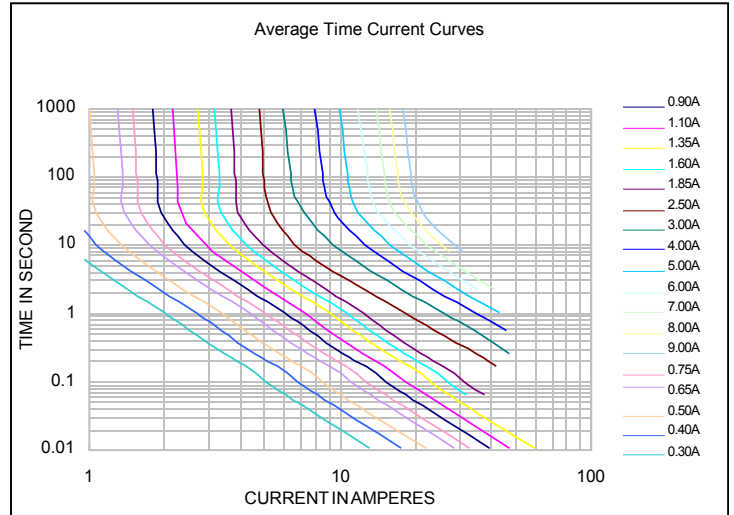
Agency Approval and Environmental Compliance

Agency	File Number	Regulation	Standard
UL	pending		2002/95/EC
TUV	pending		EN14582

Thermal Derating Curve



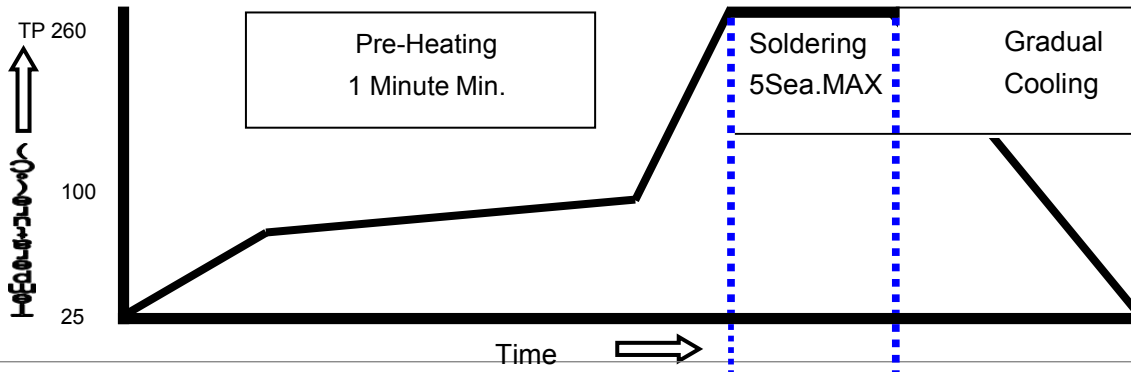
Average Time-Current Curve



Ihold Versus Temperature

Model	Maximum ambient operating temperature (T_{mao}) vs. hold current (I_{hold})								
	-40°C	-20°C	0°C	25°C	40°C	50°C	60°C	70°C	85°C
JK30-030	0.44	0.39	0.35	0.30	0.25	0.23	0.20	0.18	0.16
JK30-040	0.58	0.52	0.46	0.40	0.33	0.31	0.27	0.24	0.21
JK30-050	0.73	0.65	0.58	0.50	0.42	0.38	0.34	0.31	0.26
JK30-065	0.95	0.85	0.75	0.65	0.54	0.50	0.44	0.40	0.34
JK30-075	0.00	0.00	0.00	0.75	0.00	0.00	0.00	0.00	0.00
JK30-090	1.31	1.17	1.04	0.90	0.75	0.69	0.61	0.55	0.47
JK30-110	1.60	1.43	1.27	1.10	0.91	0.85	0.75	0.67	0.57
JK30-135	1.96	1.76	1.55	1.35	1.12	1.04	0.92	0.82	0.70
JK30-160	2.32	2.08	1.84	1.60	1.33	1.23	1.09	0.98	0.83
JK30-185	2.68	2.41	2.13	1.85	1.54	1.42	1.26	1.13	0.96
JK30-250	3.63	3.25	2.88	2.50	2.08	1.93	1.70	1.53	1.30
JK30-300	4.35	3.90	3.45	3.00	2.49	2.31	2.04	1.83	1.56
JK30-400	5.80	5.20	4.60	4.00	3.32	3.08	2.72	2.44	2.08
JK30-500	7.25	6.50	5.75	5.00	4.15	3.85	3.40	3.05	2.60
JK30-600	8.70	7.80	6.90	6.00	4.98	4.62	4.08	3.66	3.12
JK30-700	10.15	9.10	8.05	7.00	5.81	5.39	4.76	4.27	3.64
JK30-800	11.60	10.40	9.20	8.00	6.64	6.16	5.44	4.88	4.16
JK30-900	13.05	11.70	10.35	9.00	7.47	6.93	6.12	5.49	4.68

Soldering Parameters

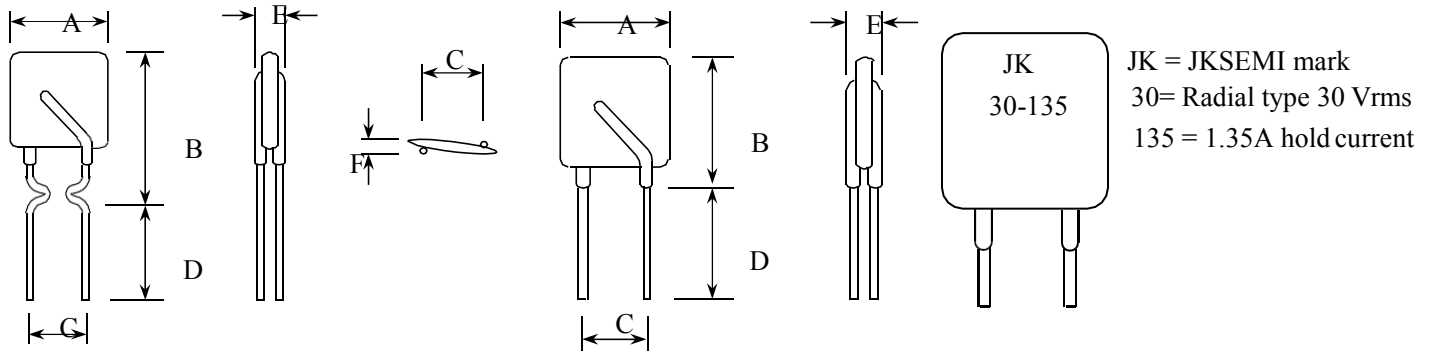


WAVE SOLDERING INFORMATION

Pre-Heating Zone	Max. ramping rate should not exceed 4°C/Sec.
Soldering Zone	Max. solder temperature should not exceed 260°C
Cooling Zone	Cooling by natural convection in air.

© Specifications are subject to change without notice.

Physical Dimensions(mm.)



Model	A	B	C	D	E	F	Lead Style
	Max.	Max.	Typ.	Min.	Max.	Max.	
JK30-030	7.4/0.29	10.2/0.4	5.1/0.20	7.6/0.3	3.0/0.12	1.2/0.05	Straight
JK30-040	7.4/0.29	11.4/0.45	5.1/0.20	7.6/0.3	3.0/0.12	1.2/0.05	Straight
JK30-050	7.4/0.29	11.4/0.45	5.1/0.20	7.6/0.3	3.0/0.12	1.2/0.05	Straight
JK30-065	7.4/0.29	11.4/0.45	5.1/0.20	7.6/0.3	3.0/0.12	1.2/0.05	Straight
JK30-075	7.4/0.29	11.4/0.45	5.1/0.20	7.6/0.3	3.0/0.12	1.2/0.05	Straight
JK30-090	7.4/0.29	12.2/0.48	5.1/0.20	7.6/0.3	3.0/0.12	1.2/0.05	Kink
JK30-110	7.4/0.29	14.2/0.56	5.1/0.20	7.6/0.3	3.0/0.12	1.2/0.05	Kink
JK30-135	8.9/0.35	13.5/0.53	5.1/0.20	7.6/0.3	3.0/0.12	1.2/0.05	Kink
JK30-160	8.9/0.35	15.2/0.60	5.1/0.20	7.6/0.3	3.0/0.12	1.2/0.05	Kink
JK30-185	10.2/0.40	15.7/0.62	5.1/0.20	7.6/0.3	3.0/0.12	1.2/0.05	Kink
JK30-250	11.4/0.45	18.3/0.72	5.1/0.20	7.6/0.3	3.0/0.12	1.2/0.05	Kink
JK30-300	11.4/0.45	17.3/0.68	5.1/0.20	7.6/0.3	3.0/0.12	1.2/0.05	Straight
JK30-400	14.0/0.55	20.1/0.79	5.1/0.20	7.6/0.3	3.0/0.12	1.2/0.05	Straight
JK30-500	14.0/0.55	24.9/0.98	10.2/0.40	7.6/0.3	3.0/0.12	1.2/0.05	Straight
JK30-600	16.5/0.65	24.9/0.98	10.2/0.40	7.6/0.3	3.0/0.12	1.2/0.05	Straight
JK30-700	19.1/0.75	26.7/1.05	10.2/0.40	7.6/0.3	3.0/0.12	2.0/0.08	Straight
JK30-800	21.6/0.85	29.2/1.15	10.2/0.40	7.6/0.3	3.0/0.12	2.0/0.08	Straight
JK30-900	24.1/0.95	29.7/1.17	10.2/0.40	7.6/0.3	3.0/0.12	2.0/0.08	Straight

PHYSICAL SPECIFICATIONS :

Materials : Leads JK30-030 ~ 250: Tin-platedcopper-cladsteel,0.205mm²(24AWG),Φ0.51mm(0.020in).

JK30-300 ~ 900: Tin-plated copper, 0.52mm² (20AWG), Φ0.81mm(0.032 in).

Lead Solderability : MIL-STD-202, Method 208E.

Packaging Quantity

30	135	K or S	R or U	Model	Reel Q'ty	Bag Q'ty
Radial type	Hold	K= Kink leads		JK30-030 ~ JK30-075	-	500
30 V	Current		R=Tape&reel	JK30-090 ~ JK30-250	3000	500
	(A)	S=Straight	U= Bulk	JK30-300 ~ JK30-400	1500	500
		leads	packaged	JK30-500 ~ JK30-900	-	500

Tape & Reel packaging per EIA468-B standard.

Cross Reference

JKSEMI	Cross Reference			
	Tyco /Raychem	Bourns / Multifuse®	Polytronics / EVERFUSE®	SEA-LAND
JK30-030	-	-	-	R30-030
JK30-040	-	-	-	R30-040
JK30-050	-	-	-	R30-050
JK30-065	-	-	-	R30-065
JK30-075	-	-	-	R30-075
JK30-090	RUEF090	MF-R090-0-009	RLD30P090UF	R30-090
JK30-110	RUEF110	MF-R110	RLD30P110UF	R30-110
JK30-135	RUEF135	MF-R135	RLD30P135UF	R30-135
JK30-160	RUEF160	MF-R160	RLD30P160UF	R30-160
JK30-185	RUEF185	MF-R185	RLD30P185UF	R30-185
JK30-250	RUEF250	MF-R250	RLD30P250UF	R30-250
JK30-300	RUEF300	MF-R300	RLD30P300UF	R30-300
JK30-400	RUEF400	MF-R400	RLD30P400UF	R30-400
JK30-500	RUEF500	MF-R500	RLD30P500UF	R30-500
JK30-600	RUEF600	MF-R600	RLD30P600UF	R30-600
JK30-700	RUEF700	MF-R700	RLD30P700UF	R30-700
JK30-800	RUEF800	MF-R800	RLD30P800UF	R30-800
JK30-900	RUEF900	MF-R900	RLD30P900UF	R30-900

"Raychem" is a registered trademark of Tyco Electronics.

"Multifuse" is a registered trademark of bourns,Inc.

"EVERFUSE" is a registered trademark of Polytronics Technology Corp.

"SEA-LAND" is a registered trademark of Sea-Land electronic corp.

Website: <http://www.jksemit.com>

For additional information, please contact your local Sales Representative.

©Copyright 2016, jksemit



is a registered trademark of jksemit All rights are reserved

X-ON Electronics

Largest Supplier of Electrical and Electronic Components

Click to view similar products for [Resettable Fuses - PPTC](#) category:

Click to view products by [Jinkaisheng](#) manufacturer:

Other Similar products are found below :

[RF0077-000](#) [RF0627-000](#) [RF3301-000](#) [RF3382-000](#) [RF3394-000](#) [RF3399-000](#) [SMD125-2](#) [RF1973-000](#) [RF2531-000](#) [RF2873-000](#) [RF3060-000](#) [RF3311-000](#) [TR600-150Q-B-0.5-0.130](#) [RXE090](#) [5E4795/04-1502](#) [TRF250-080T-B-1.0-0.125](#) [SMD100-2](#) [NIS5431MT1TXG](#) [SMD250-2](#) [RS30-090](#) [RS30-600](#) [RS30-800](#) [RS30-900](#) [RS60RB-160](#) [RS60SB-250](#) [SB250-145](#) [K30U400](#) [0ZCH0110AF2E](#) [BK60-110-DI-E0.6](#) [BK250-120-SZ-E0.6](#) [BK60-010-DI-E0.5](#) [BK250-040-DY-E0.6](#) [RF2631-000](#) [NIS4461MT3TXG](#) [NIS5420MT2TXG](#) [NIS5420MT3TXG](#) [NIS6420MT1TWG](#) [RF5032-000](#) [RF5051-000](#) [RF5105-000](#) [RF5062-000](#) [RF5055-000](#) [RF5052-000](#) [2920L075/72MR](#) [BSMD0603-025-24V](#) [BSMD0402L-005](#) [BSMD0603-010-9V](#) [BSMD1812-020-60V](#) [BSMD2920-400-30V](#) [BSMD0603-010-12V](#)