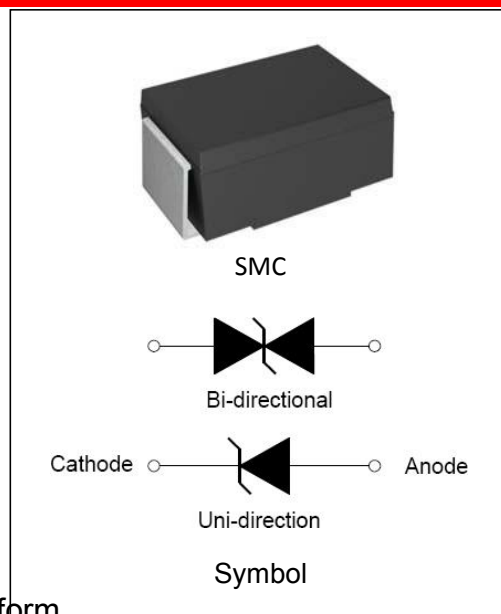


DESCRIPTION:

TVS diodes can be used in a wide range of applications which like consumer electronic products, automotive industries, munitions, telecommunications, aerospace industries, and intelligent control systems.

FEATURES:

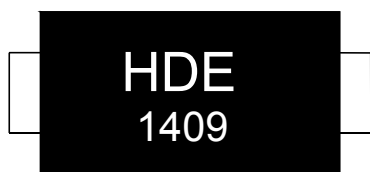
- ✧ Glass passivated or planar junction.
- ✧ Excellent clamping capability.
- ✧ Repetition rate (duty cycle): 0.01%.
- ✧ Typical I_R less than $1\mu A$ above 10V.
- ✧ Low profile package and low inductance.
- ✧ 3000W Peak Pulse power capability at $10 \times 1000\mu s$ waveform.
- ✧ Fast response time: typically less than 1.0ps from 0V to V_{BR} min.
- ✧ High temperature soldering: $260^\circ C/10s$ at terminals.
- ✧ Plastic package has Underwriters Laboratory Flammability 94V-0.
- ✧ For surface mounted applications in order to optimize board space.



ABSOLUTE MAXIMUM RATINGS ($T_A=25^\circ C$, RH=45%-75%, unless otherwise noted)

Parameter	Symbol	Value	Unit
Storage temperature range	T_{stg}	-55 to +150	$^\circ C$
Operating junction temperature range	T_j	-55 to +150	$^\circ C$
Steady state power dissipation at $T_L=75^\circ C$	$P_{M(AV)}$	8.0	W
Peak pulse power dissipation on 10/1000 μs waveform	P_{PP}	3000	W
Maximum Instantaneous Forward Voltage at 80A for Unidirectional	V_F	5.0	V

MARKING



HDE : Device Marking Code
 1409: In ninth week, 2014

ELECTRICAL CHARACTERISTICS (T_A=25°C)

Part Number		Marking		V _R	I _R @V _R	V _{BR} @I _T		I _T	V _C @I _{PP}	I _{PP} ^①
Uni-Polar	Bi-Polar	Uni	Bi	V	μA	min(V)	max(V)	mA	max(V)	A
SMDJ5.0A	SMDJ5.0CA	HDE	IDE	5.0	800	6.40	7.00	10	9.2	326.1
SMDJ6.0A	SMDJ6.0CA	HDG	IDG	6.0	800	6.67	7.37	10	10.3	291.3
SMDJ6.5A	SMDJ6.5CA	HDK	IDK	6.5	500	7.22	7.98	10	11.2	267.9
SMDJ7.0A	SMDJ7.0CA	HDM	IDM	7.0	200	7.78	8.60	10	12.0	250.0
SMDJ7.5A	SMDJ7.5CA	HDP	IDP	7.5	100	8.33	9.21	1	12.9	232.6
SMDJ8.0A	SMDJ8.0CA	HDR	IDR	8.0	50	8.89	9.83	1	13.6	220.6
SMDJ8.5A	SMDJ8.5CA	HDT	IDT	8.5	20	9.44	10.40	1	14.4	208.3
SMDJ9.0A	SMDJ9.0CA	HDV	IDV	9.0	10	10.00	11.10	1	15.4	194.8
SMDJ10A	SMDJ10CA	HDX	IDX	10	5	11.10	12.30	1	17.0	176.5
SMDJ11A	SMDJ11CA	HDZ	IDZ	11	2	12.20	13.50	1	18.2	164.8
SMDJ12A	SMDJ12CA	HEE	IEE	12	2	13.30	14.70	1	19.9	150.8
SMDJ13A	SMDJ13CA	HEG	IEG	13	2	14.40	15.90	1	21.5	139.5
SMDJ14A	SMDJ14CA	HEK	IEK	14	2	15.60	17.20	1	23.2	129.3
SMDJ15A	SMDJ15CA	HEM	IEM	15	2	16.70	18.50	1	24.4	123.0
SMDJ16A	SMDJ16CA	HEP	IEP	16	2	17.80	19.70	1	26.0	115.4
SMDJ17A	SMDJ17CA	HER	IER	17	2	18.90	20.90	1	27.6	108.7
SMDJ18A	SMDJ18CA	HET	IET	18	2	20.00	22.10	1	29.2	102.7
SMDJ20A	SMDJ20CA	HEV	IEV	20	2	22.20	24.50	1	32.4	92.6
SMDJ22A	SMDJ22CA	HEX	IEX	22	2	24.40	26.90	1	35.5	84.5
SMDJ24A	SMDJ24CA	HEZ	IEZ	24	2	26.70	29.50	1	38.9	77.1
SMDJ26A	SMDJ26CA	HFE	IFE	26	2	28.90	31.90	1	42.1	71.3
SMDJ28A	SMDJ28CA	HFG	IFG	28	2	31.10	34.40	1	45.4	66.1
SMDJ30A	SMDJ30CA	HFK	IFK	30	2	33.30	36.80	1	48.4	62.0
SMDJ33A	SMDJ33CA	HFM	IFM	33	2	36.70	40.60	1	53.3	56.3
SMDJ36A	SMDJ36CA	HFP	IFP	36	2	40.00	44.20	1	58.1	51.6
SMDJ40A	SMDJ40CA	HFR	IFR	40	2	44.40	49.10	1	64.5	46.5
SMDJ43A	SMDJ43CA	HFT	IFT	43	2	47.80	52.80	1	69.4	43.2
SMDJ45A	SMDJ45CA	HFV	IFV	45	2	50.00	55.30	1	72.7	41.3
SMDJ48A	SMDJ48CA	HFX	IFX	48	2	53.30	58.90	1	77.4	38.8
SMDJ51A	SMDJ51CA	HFZ	IFZ	51	2	56.70	62.70	1	82.4	36.4

ELECTRICAL CHARACTERISTICS (T_A=25°C, continued)

Part Number		Marking		V _R	I _R @V _R	V _{BR} @I _T		I _T	V _C @I _{PP}	I _{PP} ®
Uni-Polar	Bi-Polar	Uni	Bi	V	μA	min(V)	max(V)	mA	max(V)	A
SMDJ54A	SMDJ54CA	HGE	IGE	54	2	60.00	66.30	1	87.1	34.4
SMDJ58A	SMDJ58CA	HGG	IGG	58	2	64.40	71.20	1	93.6	32.1
SMDJ60A	SMDJ60CA	HGK	IGK	60	2	66.70	73.70	1	96.8	31.0
SMDJ64A	SMDJ64CA	HGM	IGM	64	2	71.10	78.60	1	103.0	29.1
SMDJ70A	SMDJ70CA	HGP	IGP	70	2	77.80	86.00	1	113.0	26.5
SMDJ75A	SMDJ75CA	HGR	IGR	75	2	83.30	92.10	1	121.0	24.8
SMDJ78A	SMDJ78CA	HGT	IGT	78	2	86.70	95.80	1	126.0	23.8
SMDJ85A	SMDJ85CA	HGV	IGV	85	2	94.40	104.0	1	137.0	21.9
SMDJ90A	SMDJ90CA	HGX	IGX	90	2	100.0	111.0	1	146.0	20.5
SMDJ100A	SMDJ100CA	HGZ	IGZ	100	2	111.0	123.0	1	162.0	18.5
SMDJ110A	SMDJ110CA	HHE	IHE	110	2	122.0	135.0	1	177.0	16.9
SMDJ120A	SMDJ120CA	HHG	IHG	120	2	133.0	147.0	1	193.0	15.5
SMDJ130A	SMDJ130CA	HHK	IHK	130	2	144.0	159.0	1	209.0	14.4
SMDJ150A	SMDJ150CA	HHM	IHM	150	2	167.0	185.0	1	243.0	12.3
SMDJ160A	SMDJ160CA	HHP	IHP	160	2	178.0	197.0	1	259.0	11.6
SMDJ170A	SMDJ170CA	HHR	IHR	170	2	189.0	209.0	1	275.0	10.9
SMDJ180A	SMDJ180CA	HHT	IHT	180	2	201.0	222.0	1	292.0	10.3
SMDJ190A	SMDJ190CA	HHV	IHV	190	2	211.0	234.0	1	307.0	9.7
SMDJ200A	SMDJ200CA	HHX	IHX	200	2	224.0	247.0	1	324.0	9.3
SMDJ210A	SMDJ210CA	HHZ	IHZ	210	2	233.0	258.0	1	337.0	8.8
SMDJ220A	SMDJ220CA	HIE	IIE	220	2	246.0	272.0	1	356.0	8.4

① Surge waveform: 10/1000μs

V_R: Stand-off Voltage -- Maximum voltage that can be applied

V_{BR}: Breakdown Voltage

V_C: Clamping Voltage -- Peak voltage measured across the suppressor at a specified I_{pp}

I_R: Reverse Leakage Current

ORDERING INFORMATION

<p>SMDJ</p> <p>3000W SMC Series</p> <p>V_R Voltage</p>	<p>xx</p>	<p>C</p> <p>C: Bi-directional</p>	<p>A</p> <p>5% V_{BR} Voltage tolerance</p>
--	------------------	--	---

RATINGS AND V-I CHARACTERISTICS CURVES ($T_A=25^\circ\text{C}$, unless otherwise noted)

FIG.1: V- I curve characteristics (Uni-directional)

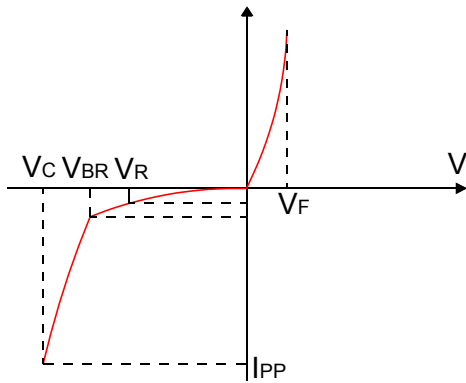


FIG.2: V- I curve characteristics (Bi-directional)

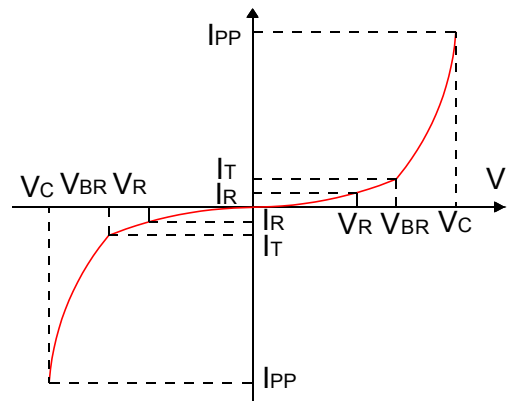


FIG.3: Pulse waveform

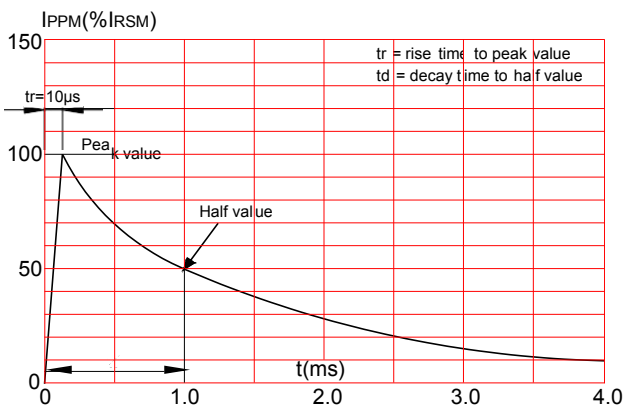
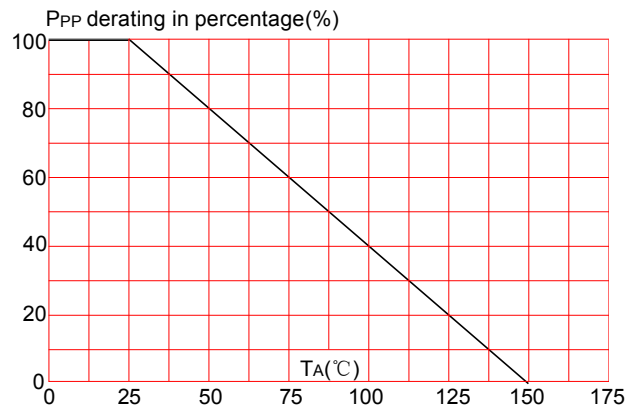
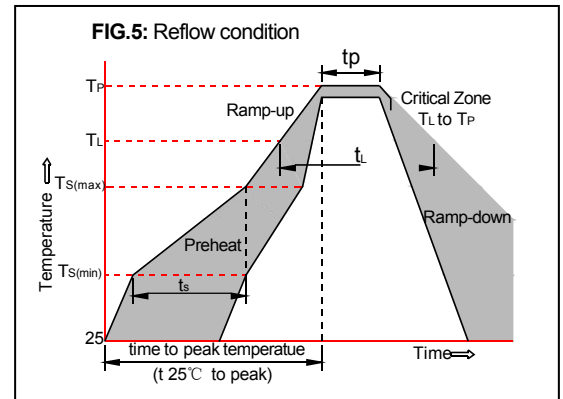
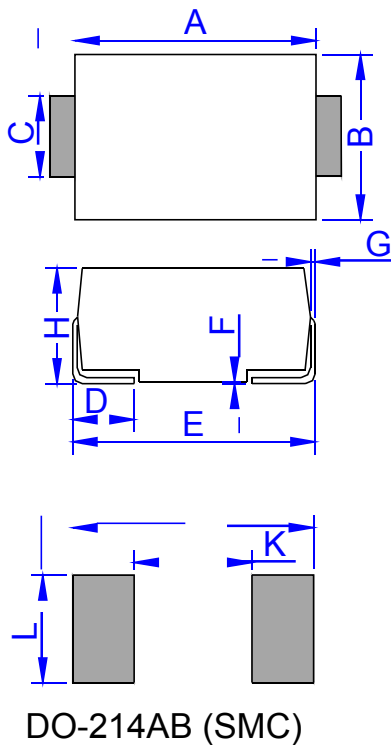


FIG.4: Pulse derating curve



SOLDERING PARAMETERS

Reflow Condition		Pb-Free assembly (see FIG.5)
Pre Heat	-Temperature Min ($T_{s(min)}$)	+150°C
	-Temperature Max($T_{s(max)}$)	+200°C
	-Time (Min to Max) (t_s)	60-180 secs.
Average ramp up rate (Liquid us Temp (T_L) to peak)		3°C/sec. Max
$T_{s(max)}$ to T_L - Ramp-up Rate		3°C/sec. Max
Reflow	-Temperature(T_L)(Liquid us)	+217°C
	-Temperature(t_L)	60-150 secs.
Peak Temp (T_p)		+260(+0/-5)°C
Time within 5°C of actual Peak Temp (t_p)		30 secs. Max
Ramp-down Rate		6°C/sec. Max
Time 25°C to Peak Temp (T_p)		8 min. Max
Do not exceed		+260°C


PACKAGE MECHANICAL DATA


Ref.	Dimensions			
	Millimeters		Inches	
	Min.	Max.	Min.	Max.
A	6.60	7.11	0.260	0.280
B	5.59	6.20	0.220	0.244
C	2.75	3.20	0.108	0.126
D	0.76	1.52	0.030	0.060
E	7.74	8.13	0.305	0.320
F	0.051	0.203	0.002	0.008
G	0.15	0.31	0.006	0.012
H	2.15	2.62	0.085	0.103
J	8.12		0.320	
K		4.69		0.185
L	3.07		0.121	

TAPE AND REEL SPECIFICATION-SMC

PART No.	PACKAGE	QUANTITY	TAPE & REEL
SMDJxxCA/A	SMC(DO214AB)	3,000	13inch

Website: <http://www.jksemi.com>

For additional information, please contact your local Sales Representative.

©Copyright 2021, jksemi



is a registered trademark of jksemi All rights are reserved

X-ON Electronics

Largest Supplier of Electrical and Electronic Components

Click to view similar products for [ESD Suppressors / TVS Diodes](#) category:

Click to view products by [Jinkaisheng](#) manufacturer:

Other Similar products are found below :

[60KS200C](#) [D18V0L1B2LP-7B](#) [D5V0F4U5P5-7](#) [NTE4902](#) [P4KE27CA](#) [P6KE11CA](#) [P6KE39CA-TP](#) [P6KE8.2A](#) [JANTX1N6053A](#)
[SA110CA](#) [SA60CA](#) [SA64CA](#) [SMBJ12CATR](#) [SMBJ33CATR](#) [SMBJ8.0A](#) [ESD101-B1-02ELS E6327](#) [ESD105-B1-02EL E6327](#) [ESD112-B1-02EL E6327](#) [ESD119B1W01005E6327XTSA1](#) [ESD5V0L1B02VH6327XTSA1](#) [ESD7451N2T5G](#) [19180-510](#) [CPDT-5V0USP-HF](#)
[3.0SMCJ33CA-F](#) [3.0SMCJ36A-F](#) [HSPC16701B02TP](#) [JANTX1N6126A](#) [JANTX1N6462](#) [JANTX1N6465](#) [USB50805e3/TR7](#)
[D3V3Q1B2DLP3-7](#) [D55V0M1B2WS-7](#) [DRTR5V0U4SL-7](#) [SCM1293A-04SO](#) [ESD200-B1-CSP0201 E6327](#) [SM12-7](#) [SM1605E3/TR13](#)
[SMLJ45CA-TP](#) [CEN955 W/DATA](#) [82350120560](#) [VESD12A1A-HD1-GS08](#) [CPDUR5V0R-HF](#) [CPDQC5V0U-HF](#) [CPDQC5V0USP-HF](#)
[CPDQC5V0-HF](#) [D1213A-01LP4-7B](#) [ESD101-B1-02EL E6327](#) [824500181](#) [MMAD1108/TR13](#) [5KP100A](#)