



产品手册

PRODUCT MANUALS



重庆金籁科技股份有限公司

Chongqing JinLai Technology Corp.,

CONTENTS

目录

| | |
|------------------|-------|
| 公司简介 | 1-2 |
| 电感标示说明 | 3 |
| 一体成型电感 03 系..... | 6-7 |
| 一体成型电感 04 系..... | 8-11 |
| 一体成型电感 05 系..... | 12-19 |
| 一体成型电感 06 系..... | 20-29 |
| 一体成型电感 08 系..... | 30-32 |
| 一体成型电感 10 系..... | 33-38 |
| 一体成型电感 12 系..... | 39-44 |
| 一体成型电感 17 系..... | 45-46 |
| 包装说明 | 47-49 |
| 可靠性测试 | 50-51 |

公司简介:

金籁科技股份有限公司成立于 2003 年 8 月，总投资 8000 万人民币，旗下由惠州、重庆、两个生产工厂组成。是一家快速成长、致力于电感、变压器的生产和销售为一体的科技型企业。取得 ISO9001:2008、QC080000、ISO-14001 体系认证。

公司长期与多家台资、港资企业合作，已全面导入无铅作业，产品畅销国内外市场。目前主要产品有：工型电感、棒型电感、环型电感、SMD 贴片电感、滤波器、交直流高频变压器、扁平线圈等系列产品。

公司自创办以来，一贯坚持“产品质量是企业唯一不能妥协的经营理念”为导向。以品牌战略为先导，以完善的工艺和对品质的孜孜追求，不断推出各种优质产品。

展望未来，公司一如既往地奉行诚恳服务、精益求精、以人为本、以客为导向的企业方针和蓬勃向上的团队精神，用人唯贤，以精湛的工艺、优质的材料，生产科技含量高、质优价廉的产品，确保让众领域的终端客户用得放心是我们的唯一宗旨。

金籁愿与您同行，携手向前，共创未来……

Jin Lai electronic technology co., LTD., founded in August 2003, a total investment of 80 million yuan, its consist of huizhou, and chongqing, two production factories. Is a fast growing, committed to the inductor, transformer production and sales for the integration of science and technology enterprises. Obtained ISO9001:2008, QC080000, ISO - 14001 system certification.

Company's long-term cooperation with many Taiwanese, hong kong-owned enterprises, has a comprehensive import lead-free, best-selling products at home and abroad market. At present main products are: engineering type inductors, bar inductance, loop inductance, SMD SMD inductor, filter, high-frequency transformer, flat coil, etc. Series of products.

Company since its inception, always adhere to the "product quality is the enterprise only will not compromise on the business philosophy of" as the guidance. With brand strategy as the guide, with perfect technology and the pursuit of quality, continuously introduce a variety of quality products.

Looking to the future, the company always pursues a sincere, pragmatic, excellence, people-oriented, to honour the enterprise policy and booming up team spirit, wei xian of choose and employ persons, with superb technology, excellent material, the production of high technology content, high quality and low price products, make sure all the areas of terminal customers use them is the only purpose we assured.

Jin Lai is willing to work with your peers, forward hand in hand, create a better future...



电感产品标识 Inductance Product Identification



产品标识 Product Identification

JSHC 0630 H- 6R8 M- G

① ② ③ ④ ⑤ ⑥

②_x0001_Product Code

②Dimensions : 4.5*4.9* 2.0mm

③Series Type: H: drop 35%

④Inductance : 6R8=6.8 μ H⑤Tolerance : M = \pm 20%

⑥Coating color: Gary

特点 Feature

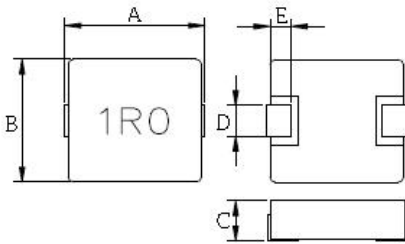
- SMD
- RoHS compliant
- Molding Inductor
- High performance (Isat) realized by metal dust core
- Customize for different need

应用 Applications

- Video Device, TV, TFT
- DC/DC converters in distributed power systems
- Base stations
- NB/Lap top computer

JSHC0312 系 SPECIFICATION

外部尺寸 External Dimensions Unit:mm

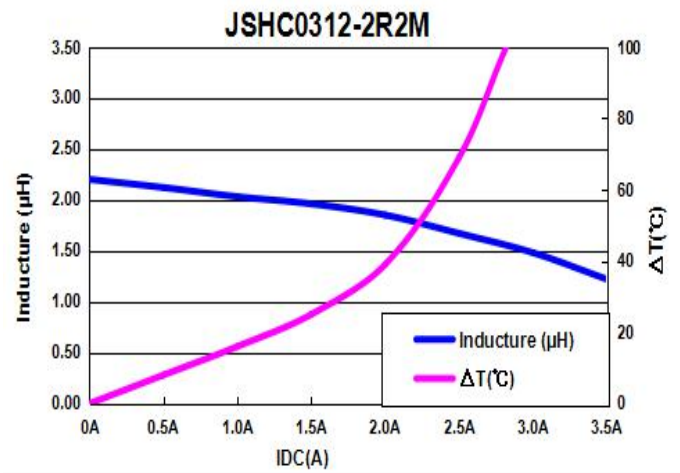
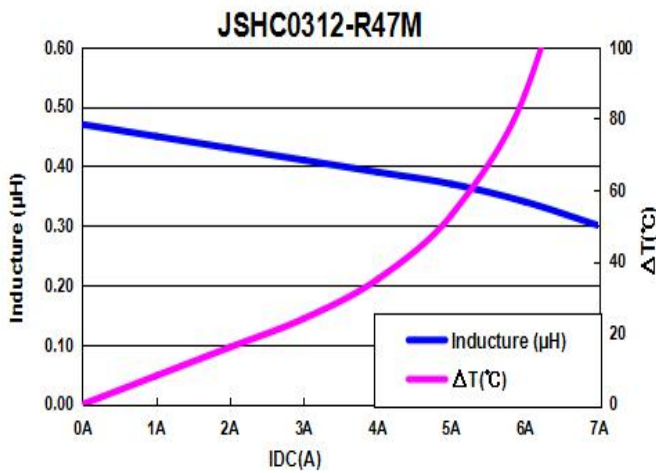


| | | | | | |
|----------|---------|---------|---------|---------|---------|
| | A (Max) | B (Max) | C (Max) | D | E |
| JSHC0312 | 3.5 | 3.2 | 1.2 | 1.2±0.5 | 0.7±0.3 |

电气特性 Electrical Characteristics

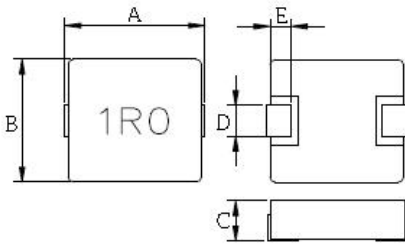
| PART NUMBER | INDUCTANCE Lo (μH) ±20% @0A | DCR (mΩ) | | HEAT RATING CURRENT (Idc) DC AMPS ₁ | SATURATION CURRENT (Isat) DC AMPS ₂ |
|------------------|-----------------------------------|----------|-----|--|--|
| | | Typ. | Max | | |
| JSHC0312H-R47M-G | 0.47 | 23.5 | 28 | 4.0 | 6.0 |
| JSHC0312H-1R0M-G | 1.0 | 46 | 55 | 2.8 | 3.6 |
| JSHC0312H-2R2M-G | 2.2 | 105 | 125 | 1.8 | 2.8 |

SMD POWER INDUCTORS: JSHC0312 Series



JSHC0320 系 SPECIFICATION

外部尺寸 External Dimensions Unit:mm

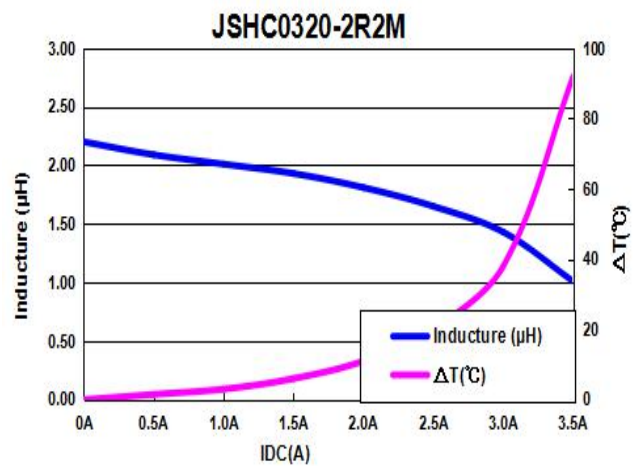
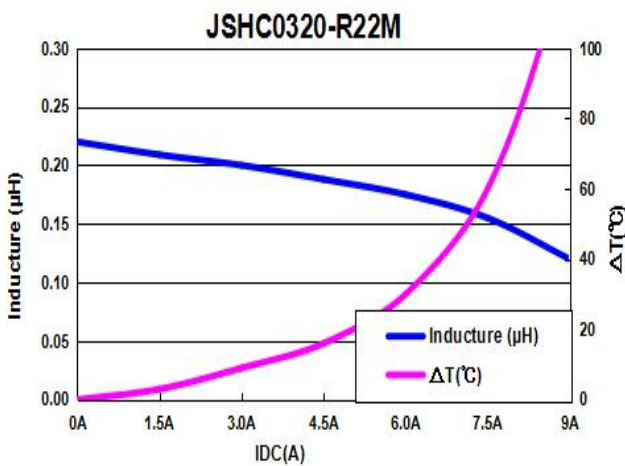


| | A (Max) | B (Max) | C (Max) | D | E |
|----------|---------|---------|---------|---------|---------|
| JSHC0320 | 3.5 | 3.2 | 2.0 | 1.2±0.5 | 0.7±0.3 |

电气特性 Electrical Characteristics

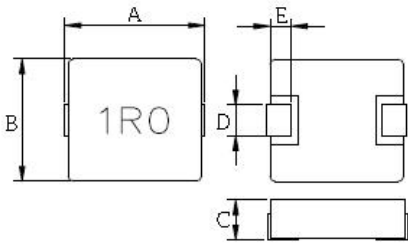
| PART NUMBER | INDUCTANCE Lo (μH) ±20% @0A | DCR (mΩ) | | HEAT RATING CURRENT (I _{dc}) DC AMPS ₁ | SATURATION CURRENT (I _{sat}) DC AMPS ₂ |
|------------------|-----------------------------------|----------|------|---|---|
| | | Typ. | Max | | |
| JSHC0320H-R22M-G | 0.22 | 9.5 | 11.4 | 6.5 | 7.5 |
| JSHC0320H-R36M-G | 0.36 | 11.5 | 13.8 | 6.3 | 6.5 |
| JSHC0320H-R56M-G | 0.56 | 16.2 | 19.4 | 5.5 | 5.5 |
| JSHC0320H-R68M-G | 0.68 | 17 | 20.4 | 5.5 | 5.0 |
| JSHC0320H-R88M-G | 0.88 | 18.5 | 22 | 5.5 | 4.5 |
| JSHC0320H-1R0M-G | 1.0 | 20 | 24 | 5.0 | 4.5 |
| JSHC0320H-1R2M-G | 1.2 | 23 | 27 | 5.0 | 4.0 |
| JSHC0320H-1R5M-G | 1.5 | 28.5 | 32 | 3.8 | 4.0 |
| JSHC0320H-2R2M-G | 2.2 | 42.5 | 46 | 3.0 | 3.3 |

SMD POWER INDUCTORS: JSHC0320 Series



JSHC0412 系 SPECIFICATION

外部尺寸 External Dimensions Unit:mm



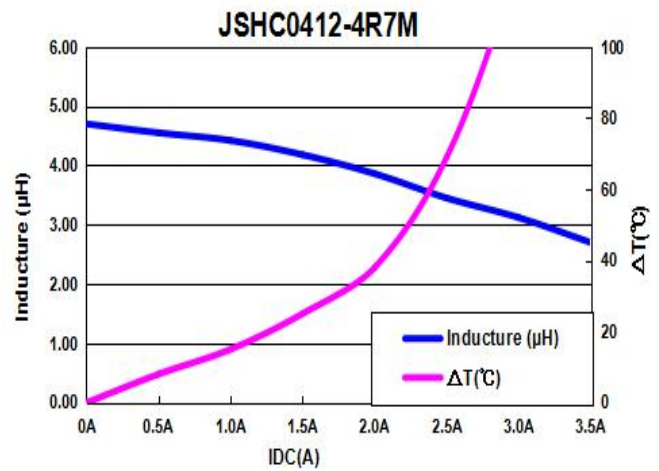
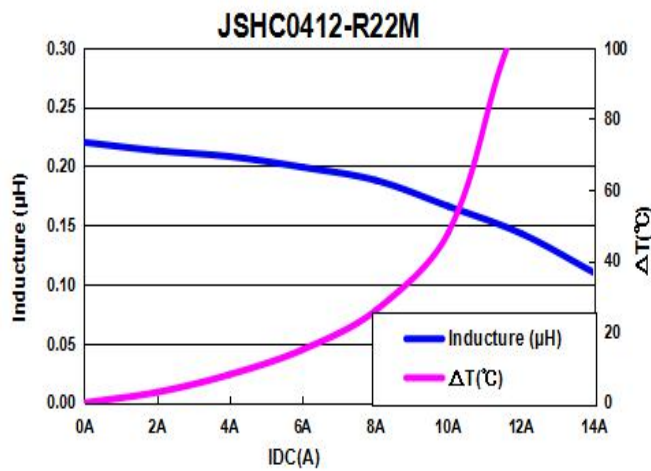
| | A (Max) | B (Max) | C (Max) | D | E |
|----------|---------|---------|---------|---------|---------|
| JSHC0412 | 4.9 | 4.5 | 1.2 | 1.5±0.5 | 1.0±0.3 |

电气特性 Electrical Characteristics

| PART NUMBER | INDUCTANCE Lo (μH) ±20% @0A | DCR (mΩ) | | HEAT RATING CURRENT (Idc) DC AMPS ₁ | SATURATION CURRENT (Isat) DC AMPS ₂ |
|------------------|-----------------------------------|----------|------|--|--|
| | | Typ. | Max | | |
| JSHC0412H-R22M-K | 0.22 | 10.5 | 12 | 8.5 | 11.5 |
| JSHC0412H-R47M-K | 0.47 | 22.5 | 25 | 5 | 7 |
| JSHC0412H-R68M-K | 0.68 | 32.5 | 36 | 4.5 | 6 |
| JSHC0412H-1R0M-K | 1.0 | 42.5 | 47 | 4.2 | 5.2 |
| JSHC0412H-2R2M-K | 2.2 | 75.2 | 83.5 | 2.75 | 3.5 |
| JSHC0412H-4R7M-K | 4.7 | 175.5 | 195 | 1.8 | 2.8 |

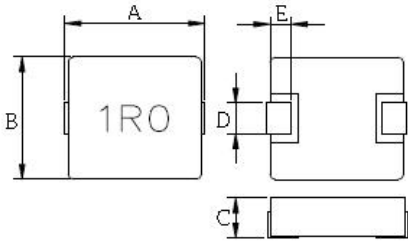
SMD POWER INDUCTORS:

JSHC0412 Series



JSHC0415 系 SPECIFICATION

外部尺寸 External Dimensions Unit:mm



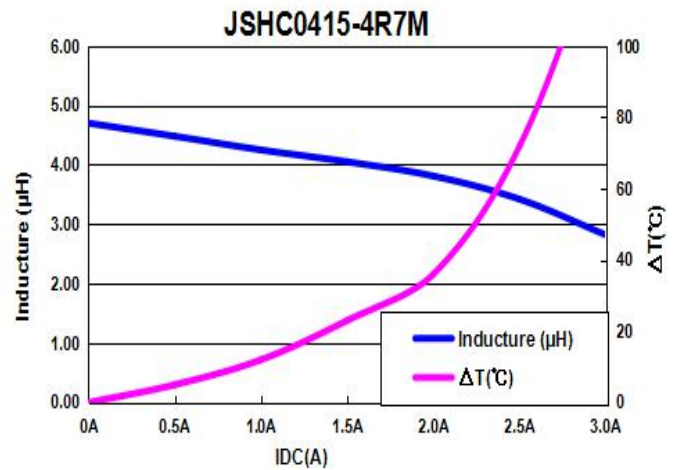
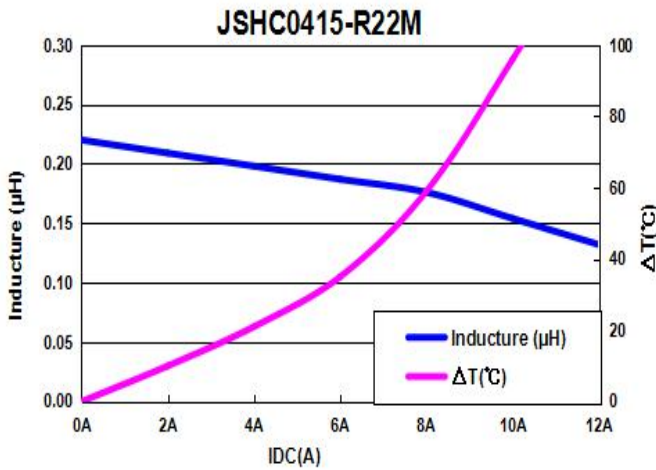
| | A (Max) | B (Max) | C (Max) | D | E |
|----------|---------|---------|---------|---------|---------|
| JSHC0415 | 4.9 | 4.5 | 1.5 | 1.5±0.5 | 1.0±0.3 |

电气特性 Electrical Characteristics

| PART NUMBER | INDUCTANCE Lo (μH) ±20% @0A | DCR (mΩ) | | HEAT RATING CURRENT (Idc) DC AMPS ₁ | SATURATION CURRENT (Isat) DC AMPS ₂ |
|------------------|-----------------------------------|----------|-----|--|--|
| | | Typ. | Max | | |
| JSHC0415H-R22M-K | 0.22 | 7.5 | 9 | 6 | 9 |
| JSHC0415H-R47M-K | 0.47 | 14.7 | 20 | 5 | 7 |
| JSHC0415H-1R0M-K | 1.0 | 35 | 45 | 3.5 | 5 |
| JSHC0415H-1R5M-K | 1.5 | 46 | 63 | 3 | 4 |
| JSHC0415H-2R2M-K | 2.2 | 76 | 100 | 2.5 | 3 |
| JSHC0415H-4R7M-K | 4.7 | 115 | 140 | 2 | 2.5 |

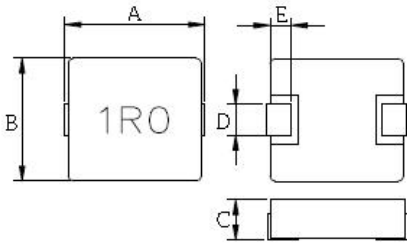
SMD POWER INDUCTORS :

JSHC0415 Series



JSHC0418 系 SPECIFICATION

外部尺寸 External Dimensions Unit:mm



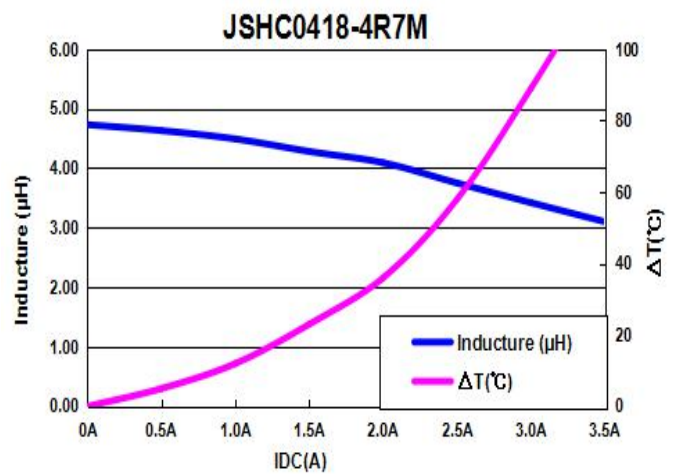
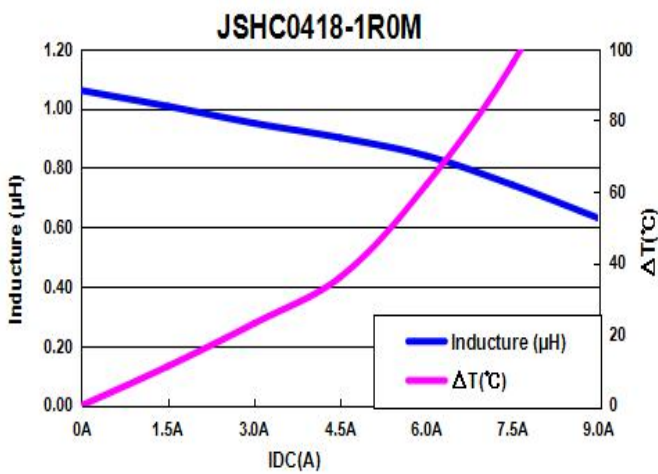
| | A (Max) | B (Max) | C (Max) | D | E |
|----------|---------|---------|---------|-------------|-------------|
| JSHC0418 | 4.9 | 4.5 | 1.8 | 1.5± 0.5 | 1.0± 0.3 |

电气特性 Electrical Characteristics

| PART NUMBER | INDUCTANCE Lo (μH) ±20% @0A | DCR (mΩ) | | HEAT RATING CURRENT (Idc) DC AMPS ₁ | SATURATION CURRENT (Isat) DC AMPS ₂ |
|------------------|-----------------------------------|----------|-----|--|--|
| | | Typ. | Max | | |
| JSHC0418H-1R0M-K | 1.0 | 25 | 27 | 4.5 | 7 |
| JSHC0418H-1R5M-K | 1.5 | 32 | 48 | 4 | 6 |
| JSHC0418H-2R2M-K | 2.2 | 47 | 58 | 3 | 5 |
| JSHC0418H-4R7M-K | 4.7 | 96 | 150 | 2 | 3 |

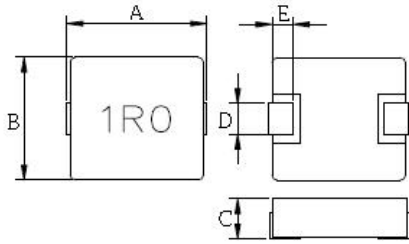
SMD POWER INDUCTORS:

JSHC0418 Series



JSHC0420 系 SPECIFICATION

外部尺寸 External Dimensions Unit:mm



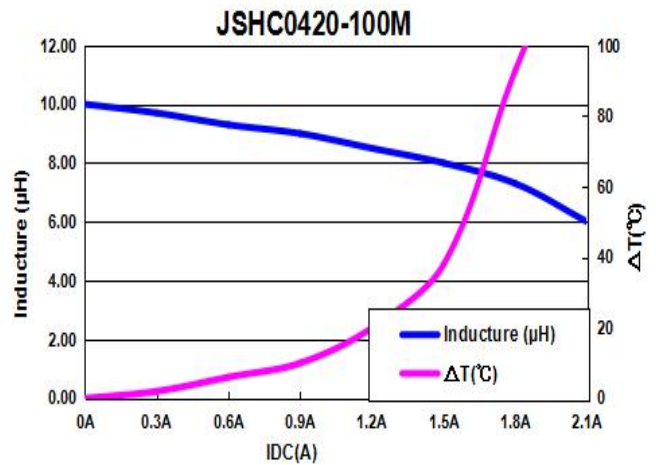
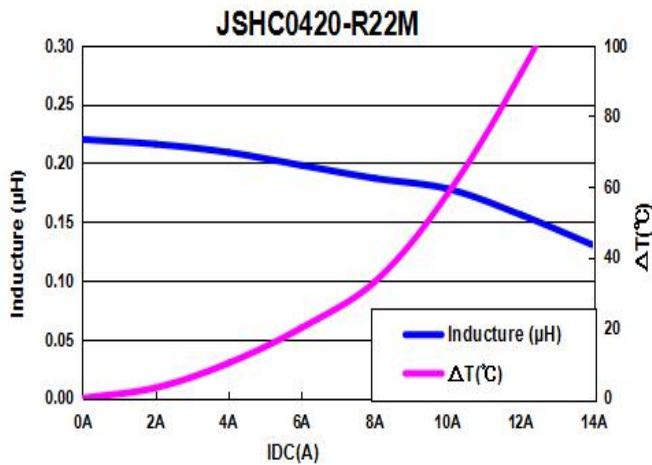
| | | | | | |
|----------|---------|---------|---------|---------|---------|
| | A (Max) | B (Max) | C (Max) | D | E |
| JSHC0420 | 4.9 | 4.5 | 2.0 | 1.5±0.5 | 1.0±0.3 |

电气特性 Electrical Characteristics

| PART NUMBER | INDUCTANCE Lo (μH) ±20% @0A | DCR (mΩ) | | HEAT RATING CURRENT (Idc) DC AMPS ₁ | SATURATION CURRENT (Isat) DC AMPS ₂ |
|------------------|------------------------------------|----------|-----|--|--|
| | | Typ. | Max | | |
| JSHC0420H-R22M-K | 0.22 | 6.2 | 8 | 9 | 12 |
| JSHC0420H-R33M-K | 0.33 | 8 | 10 | 8 | 11 |
| JSHC0420H-R36M-K | 0.36 | 8.6 | 12 | 7 | 10 |
| JSHC0420H-R47M-K | 0.47 | 10 | 14 | 6 | 9.5 |
| JSHC0420H-R56M-K | 0.56 | 14 | 18 | 5 | 8 |
| JSHC0420H-R68M-K | 0.68 | 14 | 21 | 5.2 | 8 |
| JSHC0420H-1R0M-K | 1.0 | 25 | 27 | 4.5 | 7 |
| JSHC0420H-1R5M-K | 1.5 | 32 | 45 | 4 | 6 |
| JSHC0420H-2R2M-K | 2.2 | 47 | 58 | 3 | 5 |
| JSHC0420H-2R7M-K | 2.7 | 47.1 | 58 | 3 | 4 |
| JSHC0420H-3R3M-K | 3.3 | 85 | 90 | 2 | 3 |
| JSHC0420H-4R7M-K | 4.7 | 105 | 150 | 2 | 2.8 |
| JSHC0420H-6R8M-K | 6.8 | 130 | 170 | 2 | 2.5 |
| JSHC0420H-100M-K | 10 | 170 | 200 | 1.5 | 1.8 |

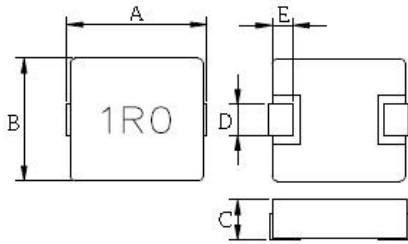
SMD POWER INDUCTORS:

JSHC0420 Series



JSHC0512 系 SPECIFICATION

外部尺寸 External Dimensions Unit:mm

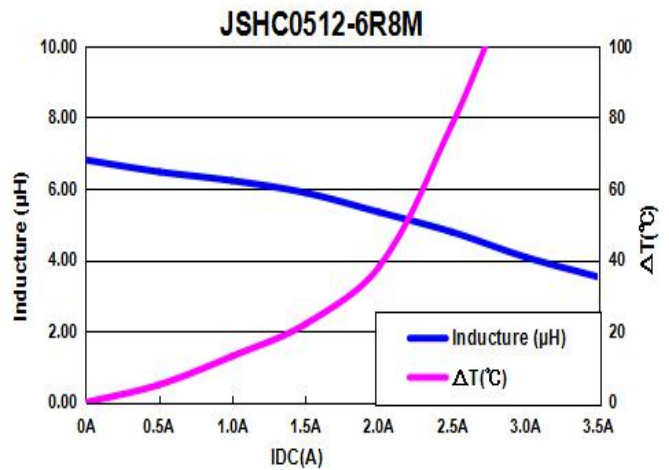
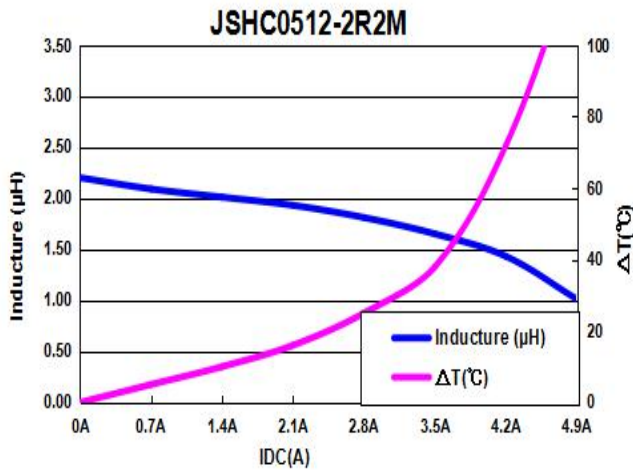


| Part No. | A (Max) | B (Max) | C (Max) | D | E |
|----------|---------|---------|---------|-------------|-------------|
| JSHC0512 | 5.9 | 5.2 | 1.2 | 2.0± 0.5 | 1.2± 0.5 |

电气特性 Electrical Characteristics

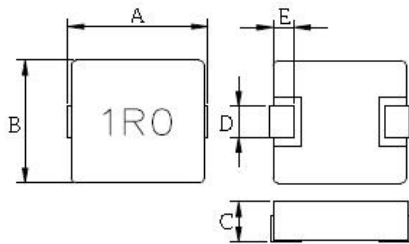
| PART NUMBER | INDUCTANCE Lo (μH) ±20% @0A | DCR (mΩ) | | HEAT RATING CURRENT (Idc) DC AMPS ₁ | SATURATION CURRENT (Isat) DC AMPS ₂ |
|------------------|-----------------------------------|----------|-----|--|--|
| | | Typ. | Max | | |
| JSHC0512H-2R2M-G | 2.2 | 68.5 | 76 | 3.5 | 4 |
| JSHC0512H-6R8M-G | 6.8 | 225 | 250 | 2 | 2.3 |

SMD POWER INDUCTORS: JSHC0512 Series



JSHC0515 系 SPECIFICATION

外部尺寸 External Dimensions Unit:mm

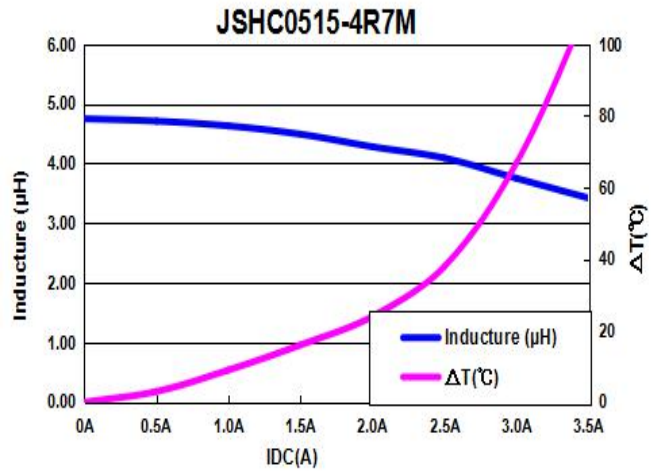
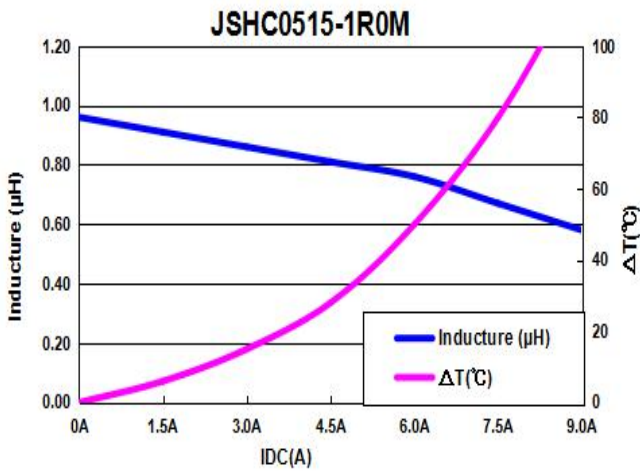


| Part No. | A (Max) | B (Max) | C (Max) | D | E |
|----------|---------|---------|---------|-------------|-------------|
| JSHC0515 | 5.9 | 5.2 | 1.5 | 2.0± 0.5 | 1.2± 0.5 |

电气特性 Electrical Characteristics

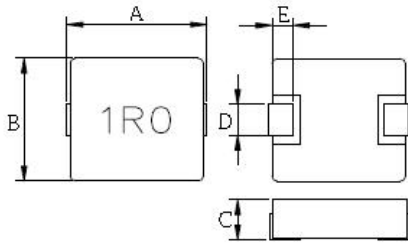
| PART NUMBER | INDUCTANCE Lo (μH) ±20% @0A | DCR (mΩ) | | HEAT RATING CURRENT (Idc) DC AMPS ₁ | SATURATION CURRENT (Isat) DC AMPS ₂ |
|------------------|-----------------------------------|----------|-----|--|--|
| | | Typ. | Max | | |
| JSHC0515H-1R0M-G | 1.0 | 18 | 25 | 5 | 7 |
| JSHC0515H-2R2M-G | 2.2 | 78 | 85 | 3 | 5 |
| JSHC0515H-4R7M-G | 4.7 | 108 | 120 | 2.5 | 3 |

SMD POWER INDUCTORS: JSHC0515 Series



JSHC0518 系 SPECIFICATION

外部尺寸 External Dimensions Unit:mm

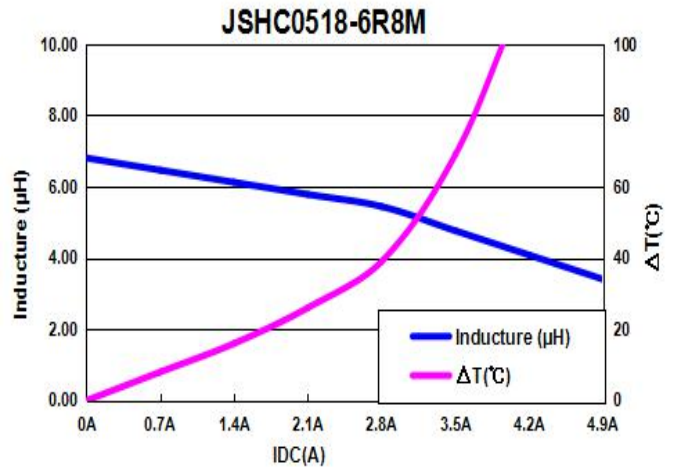
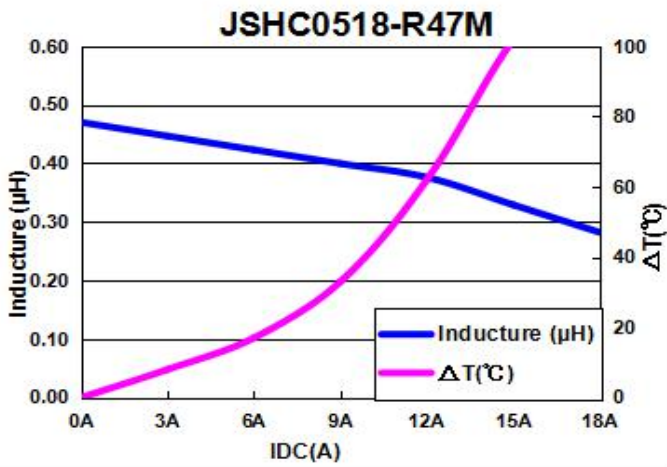


| | | | | | |
|----------|---------|---------|---------|-------------|-------------|
| | A (Max) | B (Max) | C (Max) | D | E |
| JSHC0518 | 5.9 | 5.2 | 2.0 | 2.0± 0.5 | 1.0± 0.3 |

电气特性 Electrical Characteristics

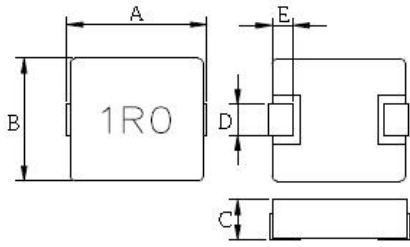
| PART NUMBER | INDUCTANCE Lo (μH) ± 20% @0A | DCR (mΩ) | | HEAT RATING CURRENT (Idc) DC AMPS ₁ | SATURATION CURRENT (Isat) DC AMPS ₂ |
|------------------|------------------------------------|----------|-----|--|--|
| | | Typ. | Max | | |
| JSHC0518H-R47M-G | 0.47 | 8.1 | 9 | 10.5 | 15.5 |
| JSHC0518H-1R0M-G | 1.0 | 15.3 | 17 | 8 | 9 |
| JSHC0518H-2R2M-G | 2.2 | 31.5 | 35 | 5 | 6.5 |
| JSHC0518H-6R8M-G | 6.8 | 108 | 120 | 2.8 | 3.4 |

SMD POWER INDUCTORS: JSHC0518 Series



JSHC0520 系 SPECIFICATION

外部尺寸 External Dimensions Unit:mm



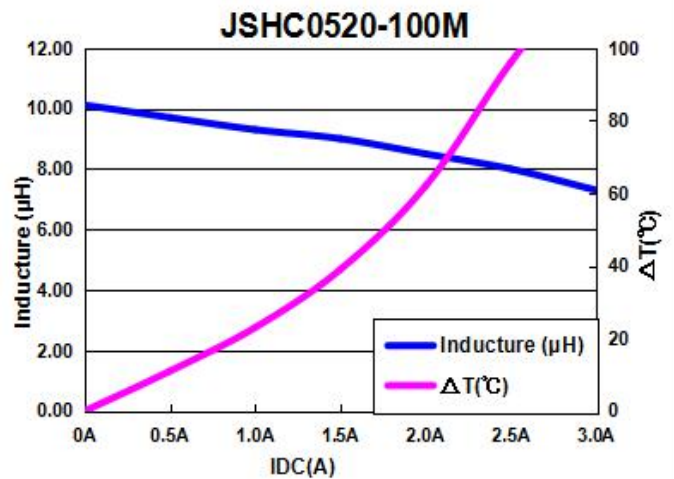
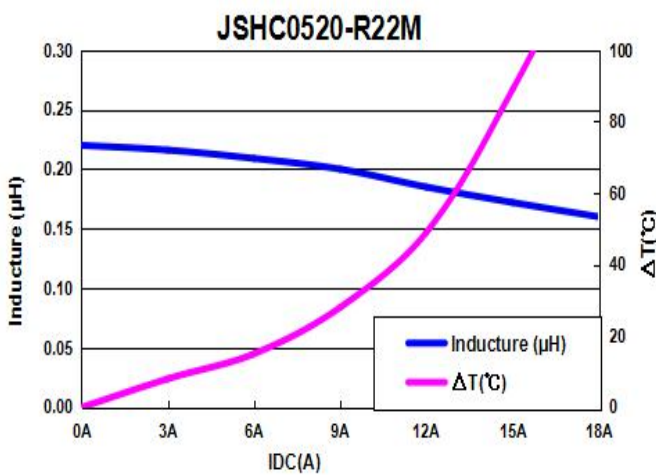
| | | | | | |
|----------|---------|---------|---------|-------------|-------------|
| | A (Max) | B (Max) | C (Max) | D | E |
| JSHC0520 | 5.9 | 5.2 | 2.0 | 2.0± 0.5 | 1.0± 0.3 |

电气特性 Electrical Characteristics

| PART NUMBER | INDUCTANCE Lo (μH) ±20% @0A | DCR (mΩ) | | HEAT RATING CURRENT (Idc) DC AMPS ₁ | SATURATION CURRENT (Isat) DC AMPS ₂ |
|------------------|-----------------------------------|----------|-----|--|--|
| | | Typ. | Max | | |
| JSHC0520H-R22M-G | 0.22 | 4.6 | 6 | 10.5 | 16 |
| JSHC0520H-R33M-G | 0.33 | 7.5 | 9 | 10 | 15 |
| JSHC0520H-R47M-G | 0.47 | 8.2 | 10 | 9 | 12 |
| JSHC0520H-R68M-G | 0.68 | 12.5 | 16 | 7 | 11 |
| JSHC0520H-1R0M-G | 1.0 | 13 | 17 | 7 | 8 |
| JSHC0520H-1R5M-G | 1.5 | 21 | 28 | 5 | 7 |
| JSHC0520H-2R2M-G | 2.2 | 31 | 45 | 4 | 6 |
| JSHC0520H-3R3M-G | 3.3 | 53 | 80 | 3.5 | 5 |
| JSHC0520H-4R7M-G | 4.7 | 66 | 85 | 3 | 3.5 |
| JSHC0520H-6R8M-G | 6.8 | 93 | 100 | 2 | 3 |
| JSHC0520H-100M-G | 10 | 170 | 190 | 1.5 | 2.5 |

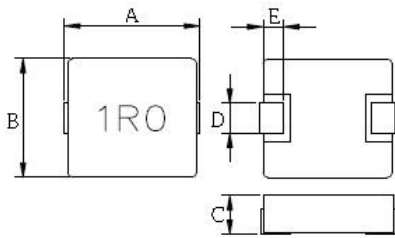
SMD POWER INDUCTORS:

JSHC0520 Series



JSHC0530 系 SPECIFICATION

外部尺寸 External Dimensions Unit:mm



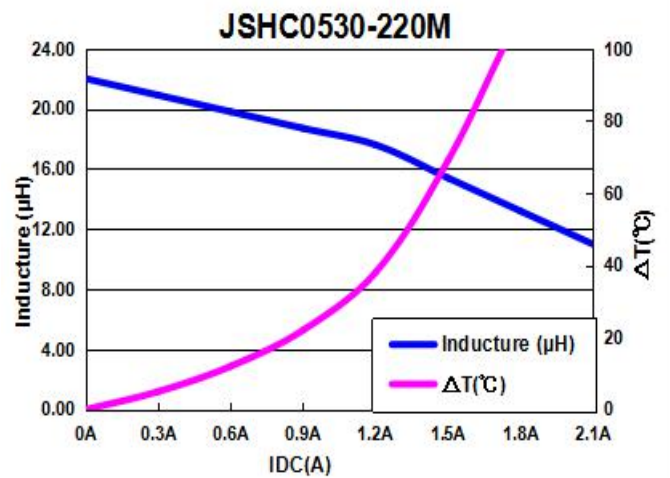
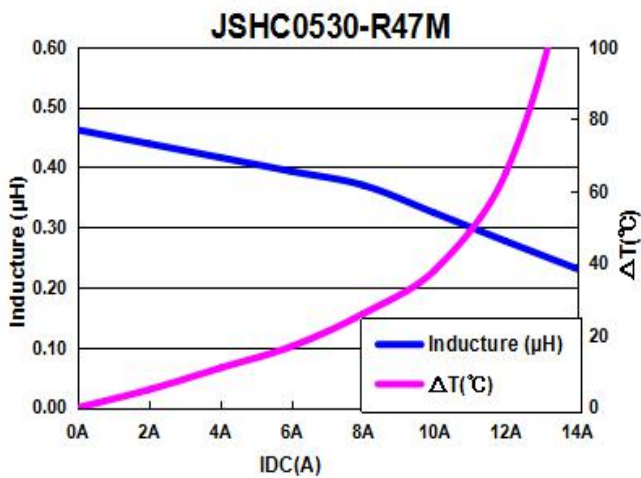
| | A (Max) | B (Max) | C (Max) | D | E |
|----------|---------|---------|---------|-------------|-------------|
| JSHC0530 | 5.9 | 5.2 | 3.0 | 2.0± 0.5 | 1.0± 0.3 |

电气特性 Electrical Characteristics

| PART NUMBER | INDUCTANCE Lo (μH) ± 20% @0A | DCR (mΩ) | | HEAT RATING CURRENT (Idc) DC AMPS ₁ | SATURATION CURRENT (Isat) DC AMPS ₂ |
|------------------|---------------------------------------|----------|-----|--|--|
| | | Typ. | Max | | |
| JSHC0530H-R47M-G | 0.47 | 8 | 11 | 10 | 13 |
| JSHC0530H-R68M-G | 0.68 | 9 | 12 | 9 | 12 |
| JSHC0530H-1R0M-G | 1.0 | 14 | 16 | 7 | 11 |
| JSHC0530H-1R5M-G | 1.5 | 17 | 22 | 5 | 10 |
| JSHC0530H-2R2M-G | 2.2 | 28 | 35 | 4 | 9 |
| JSHC0530H-3R3M-G | 3.3 | 31 | 38 | 3.5 | 7 |
| JSHC0530H-4R7M-G | 4.7 | 42 | 60 | 3 | 5 |
| JSHC0530H-6R8M-G | 6.8 | 77 | 90 | 2.5 | 3.5 |
| JSHC0530H-100M-G | 10 | 82 | 100 | 2 | 3 |
| JSHC0530H-150M-G | 15 | 146 | 165 | 1.5 | 2 |
| JSHC0530H-220M-G | 22 | 203 | 230 | 1.2 | 1.5 |

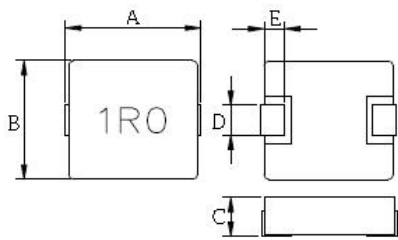
SMD POWER INDUCTORS:

JSHC0530 Series



JSHC0540 系 SPECIFICATION

外部尺寸 External Dimensions Unit:mm

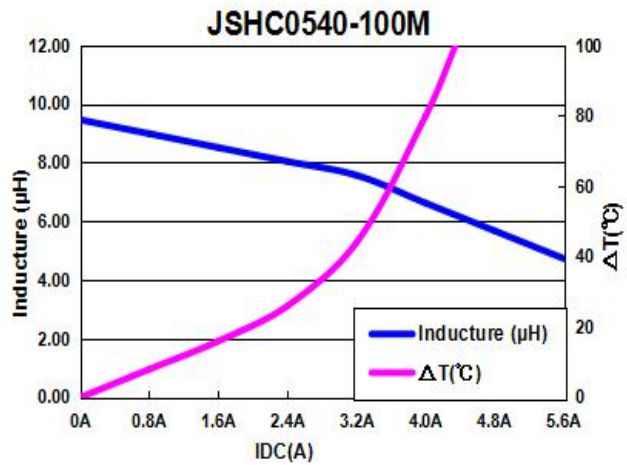
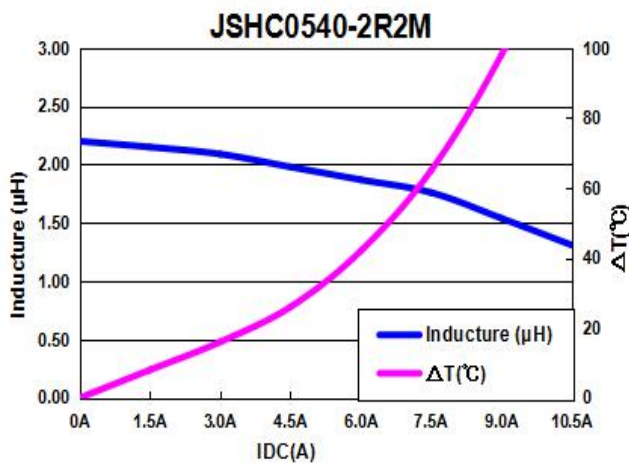


| Part No. | A (Max) | B (Max) | C (Max) | D | E |
|----------|---------|---------|---------|-------------|-------------|
| JSHC0540 | 5.9 | 5.2 | 4.0 | 2.0± 0.5 | 1.0± 0.3 |

电气特性 Electrical Characteristics

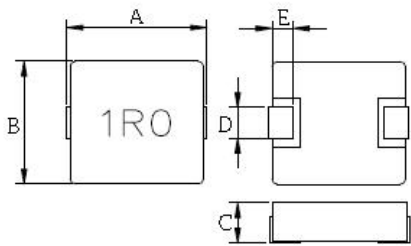
| PART NUMBER | INDUCTANCE Lo (μH) ± 20% @0A | DCR (mΩ) | | HEAT RATING CURRENT (Idc) DC AMPS ₁ | SATURATION CURRENT (Isat) DC AMPS ₂ |
|------------------|---------------------------------------|----------|-----|--|--|
| | | Typ. | Max | | |
| JSHC0540H-2R2M-G | 2.2 | 29 | 35 | 5.5 | 9 |
| JSHC0540H-100M-G | 10 | 77 | 90 | 3 | 4 |

SMD POWER INDUCTORS: JSHC0540 Series



JSHC0550 系 SPECIFICATION

外部尺寸 External Dimensions Unit:mm



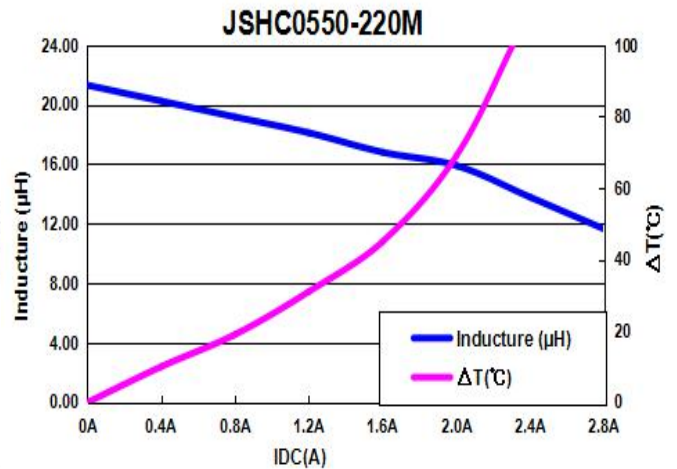
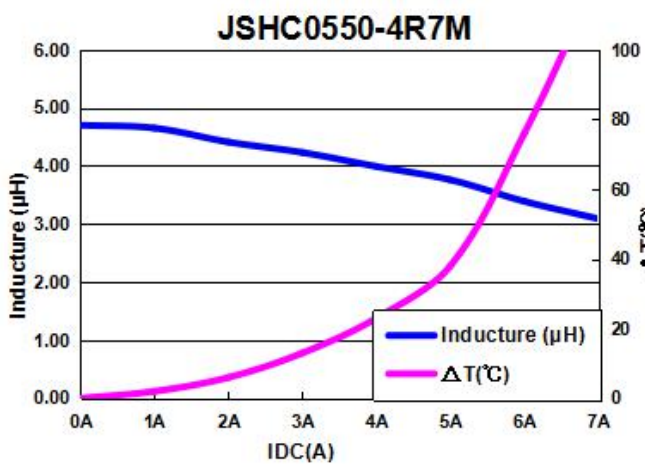
| | | | | | |
|----------|---------|---------|---------|---------|---------|
| | A (Max) | B (Max) | C (Max) | D | E |
| JSHC0550 | 5.9 | 5.2 | 5.0 | 2.0±0.5 | 1.0±0.3 |

电气特性 Electrical Characteristics

| PART NUMBER | INDUCTANCE Lo (μH) ± 20% @0A | DCR (mΩ) | | HEAT RATING CURRENT (Idc) DC AMPS ₁ | SATURATION CURRENT (Isat) DC AMPS ₂ |
|------------------|---------------------------------------|----------|-----|--|--|
| | | Typ. | Max | | |
| JSHC0550H-4R7M-G | 4.7 | 46 | 50 | 5 | 6 |
| JSHC0550H-6R8M-G | 6.8 | 58 | 70 | 3 | 5.5 |
| JSHC0550H-150M-G | 15 | 104 | 138 | 2.5 | 3.5 |
| JSHC0550H-220M-G | 22 | 196 | 238 | 1.5 | 2 |

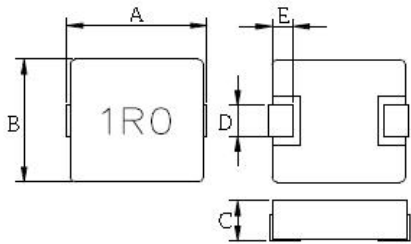
SMD POWER INDUCTORS:

JSHC0550 Series



JSHC0560 系 SPECIFICATION

外部尺寸 External Dimensions Unit:mm

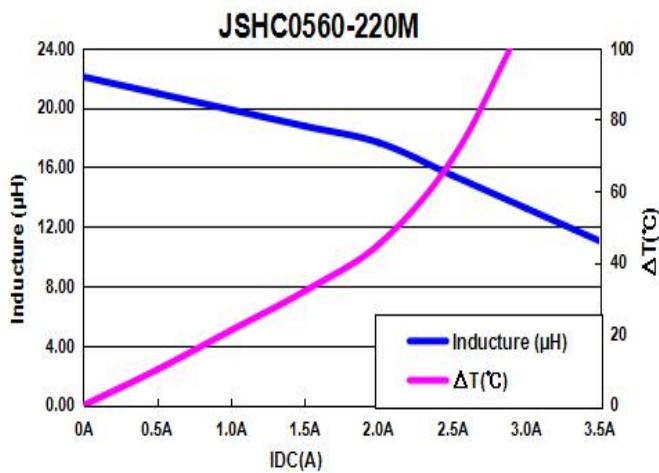


| | A (Max) | B (Max) | C (Max) | D | E |
|----------|---------|---------|---------|-------------|-------------|
| JSHC0560 | 5.9 | 5.2 | 6.0 | 2.0± 0.5 | 1.0± 0.3 |

电气特性 Electrical Characteristics

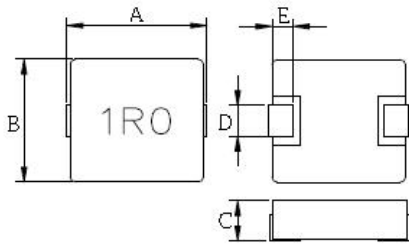
| PART NUMBER | INDUCTANCE Lo (μH) ±20% @0A | DCR (mΩ) | | HEAT RATING CURRENT (Idc) DC AMPS ₁ | SATURATION CURRENT (Isat) DC AMPS ₂ |
|------------------|-----------------------------------|----------|-----|--|--|
| | | Typ. | Max | | |
| JSHC0560H-220M-G | 22 | 110 | 140 | 1.5 | 2.5 |

SMD POWER INDUCTORS: JSHC0560 Series



JSHC0612 系 SPECIFICATION

外部尺寸 External Dimensions Unit:mm

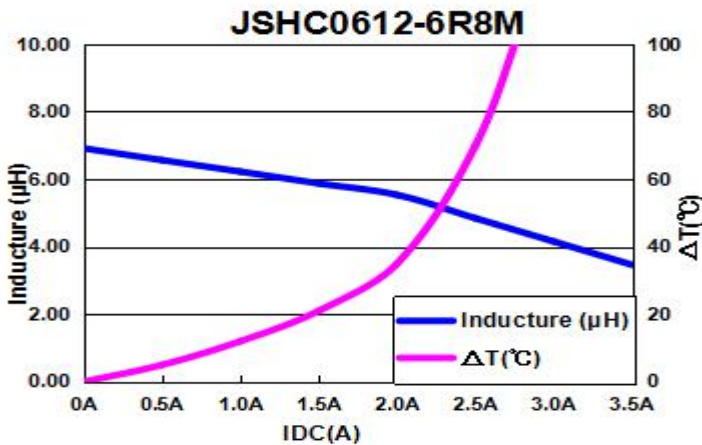


| Part No. | A(Max) | B(Max) | C(Max) | D | E |
|----------|--------|--------|--------|-------------|-------------|
| JSHC0612 | 7.8 | 7.0 | 1.2 | 3.0± 0.3 | 1.5± 0.5 |

电气特性 Electrical Characteristics

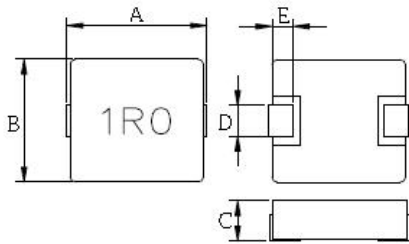
| PART NUMBER | INDUCTANCE Lo (μH) ±20% @0A | DCR (mΩ) | | HEAT RATING CURRENT (Idc) DC AMPS ₁ | SATURATION CURRENT (Isat) DC AMPS ₂ |
|------------------|-----------------------------------|----------|-----|--|--|
| | | Typ. | Max | | |
| JSHC0612H-6R8M-G | 6.8 | 189 | 210 | 2.2 | 2.8 |
| JSHC0612H-100M-G | 10 | 250 | 300 | 1.0 | 1.6 |

SMD POWER INDUCTORS: JSHC0612 Series



JSHC0615 系 SPECIFICATION

外部尺寸 External Dimensions Unit:mm



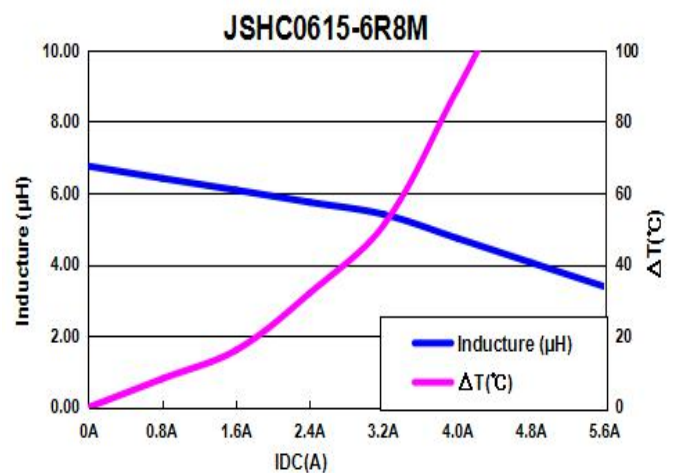
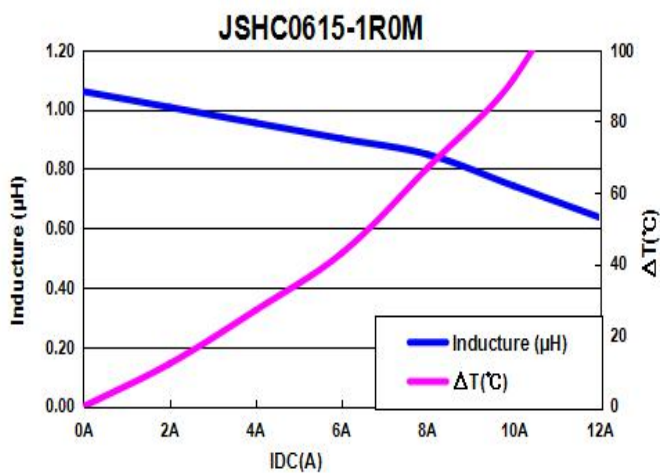
| Part No. | A (Max) | B (Max) | C (Max) | D | E |
|----------|---------|---------|---------|-------------|-------------|
| JSHC0615 | 7.8 | 7.0 | 1.5 | 3.0± 0.3 | 1.5± 0.5 |

电气特性 Electrical Characteristics

| PART NUMBER | INDUCTANCE $L_o (\mu H) \pm 20\%$ @0A | DCR (mΩ) | | HEAT RATING CURRENT (Idc) DC AMPS ₁ | SATURATION CURRENT (Isat) DC AMPS ₂ |
|------------------|---|----------|-----|--|--|
| | | Typ. | Max | | |
| JSHC0615H-1R0M-G | 1.0 | 22.5 | 25 | 5.5 | 9 |
| JSHC0615H-2R2M-G | 2.2 | 48.6 | 54 | 3.5 | 6 |
| JSHC0615H-3R3M-G | 3.3 | 56.7 | 63 | 3.3 | 5.5 |
| JSHC0615H-4R7M-G | 4.7 | 94.5 | 105 | 3.2 | 4.5 |
| JSHC0615H-6R8M-G | 6.8 | 126 | 140 | 2.5 | 4 |

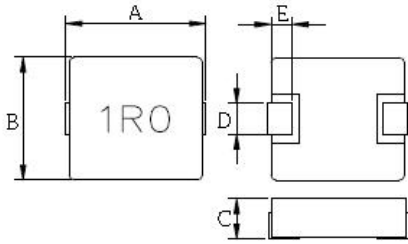
SMD POWER INDUCTORS:

JSHC0615 Series



JSHC0618 系 SPECIFICATION

外部尺寸 External Dimensions Unit:mm



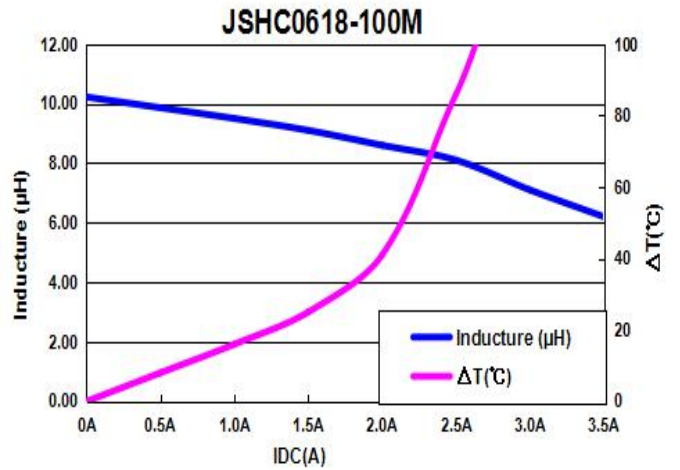
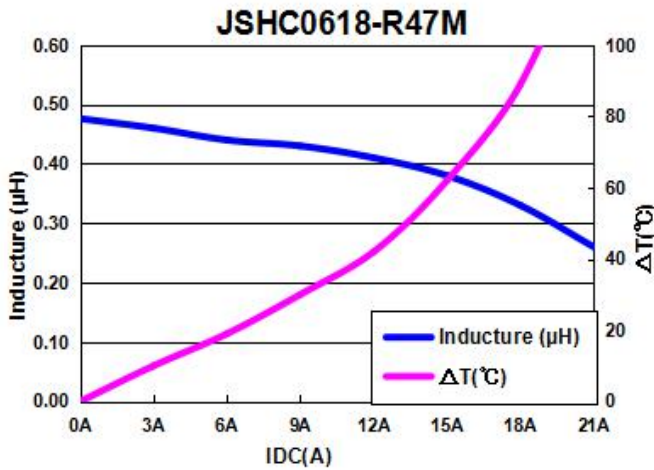
| | | | | | |
|----------|---------|---------|---------|---------|---------|
| | A (Max) | B (Max) | C (Max) | D | E |
| JSHC0618 | 7.8 | 7.0 | 1.8 | 3.0±0.3 | 1.5±0.5 |

电气特性 Electrical Characteristic

| PART NUMBER | INDUCTANCE Lo (μH) ± 20% @0A | DCR (mΩ) | | HEAT RATING CURRENT (Idc) DC AMPS ₁ | SATURATION CURRENT (Isat) DC AMPS ₂ |
|------------------|---------------------------------------|----------|-----|--|--|
| | | Typ. | Max | | |
| JSHC0618H-R47M-G | 0.47 | 7.2 | 8.4 | 11 | 18 |
| JSHC0618H-R68M-G | 0.68 | 9.5 | 12 | 10.5 | 16 |
| JSHC0618H-1R0M-G | 1.0 | 17 | 22 | 6 | 11 |
| JSHC0618H-1R5M-G | 1.5 | 23 | 30 | 6.5 | 9.8 |
| JSHC0618H-2R2M-G | 2.2 | 31 | 35 | 6 | 9 |
| JSHC0618H-3R3M-G | 3.3 | 62 | 68 | 3.5 | 8 |
| JSHC0618H-4R7M-G | 4.7 | 67 | 75 | 3 | 5 |
| JSHC0618H-100M-G | 10.0 | 99 | 137 | 2 | 3 |

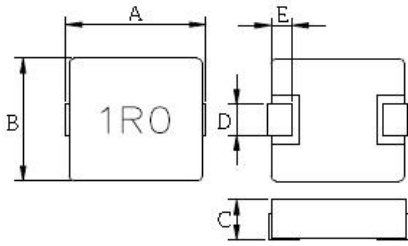
SMD POWER INDUCTORS:

JSHC0618 Series



JSHC0620 系 SPECIFICATION

外部尺寸 External Dimensions Unit:mm



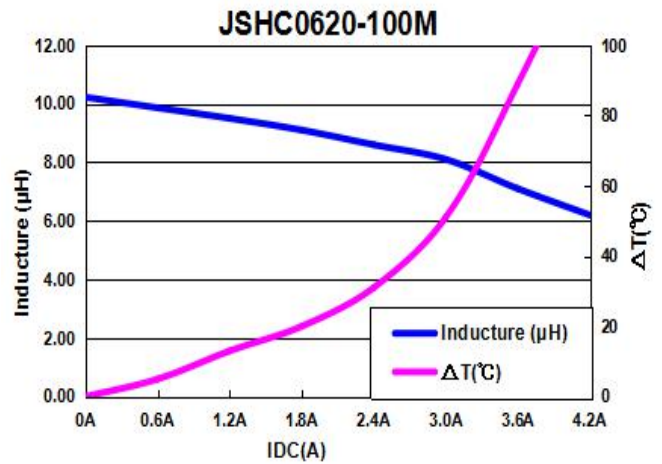
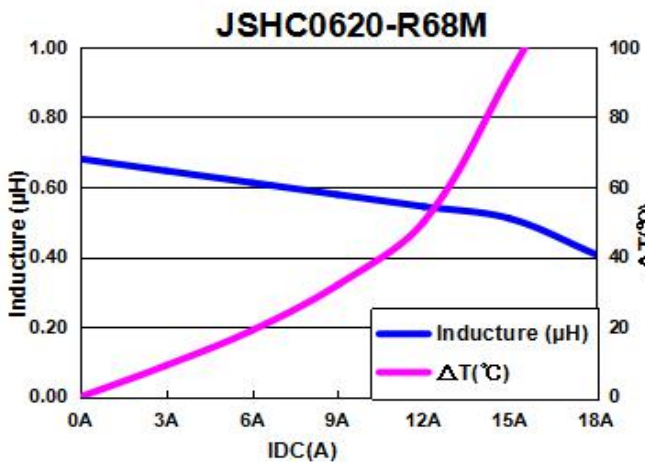
| | A (Max) | B (Max) | C (Max) | D | E |
|----------|---------|---------|---------|-------------|-------------|
| JSHC0620 | 7.8 | 7.0 | 2.0 | 3.0± 0.3 | 1.5± 0.5 |

电气特性 Electrical Characteristic

| PART NUMBER | INDUCTANCE Lo (μ H) ±20% @0A | DCR (m Ω) | | HEAT RATING CURRENT (Idc) DC AMPS ₁ | SATURATION CURRENT (Isat) DC AMPS ₂ |
|------------------|-------------------------------------|-----------|-----|--|--|
| | | Typ. | Max | | |
| JSHC0620H-R68M-G | 0.68 | 8.8 | 10 | 10.5 | 16 |
| JSHC0620H-1R0M-G | 1.0 | 16 | 20 | 7 | 14 |
| JSHC0620H-1R5M-G | 1.5 | 23 | 30 | 6 | 12 |
| JSHC0620H-2R2M-G | 2.2 | 31 | 35 | 5 | 10 |
| JSHC0620H-3R3M-G | 3.3 | 50 | 64 | 3.5 | 7.5 |
| JSHC0620H-4R7M-G | 4.7 | 64 | 70 | 3.5 | 6 |
| JSHC0620H-6R8M-G | 6.8 | 85 | 100 | 3 | 4 |
| JSHC0620H-100M-G | 10.0 | 102 | 154 | 2.8 | 3.5 |

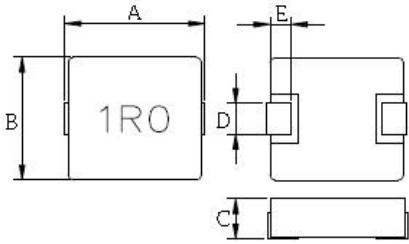
SMD POWER INDUCTORS:

JSHC0620 Series



JSHC0624 系 SPECIFICATION

外部尺寸 External Dimensions Unit:mm



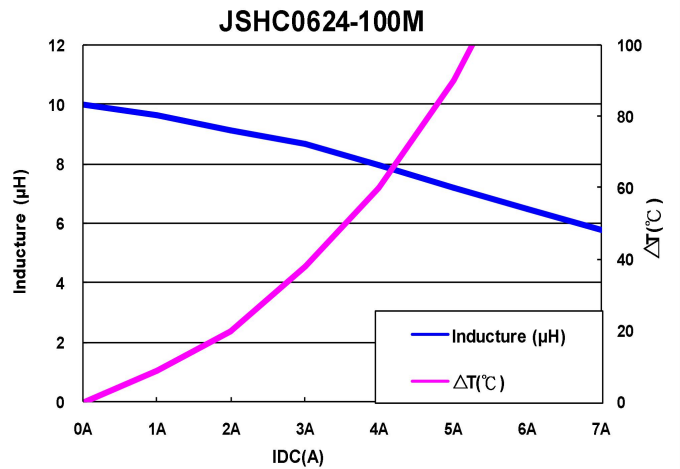
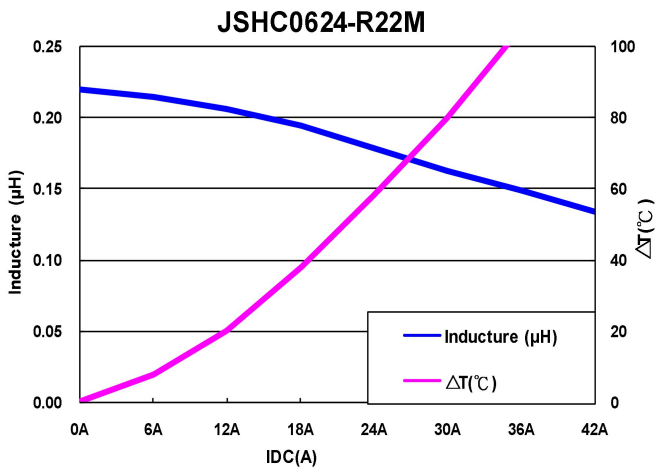
| | A(Max) | B(Max) | C(Max) | D | E |
|----------|--------|--------|--------|-------------|-------------|
| JSHC0624 | 7.8 | 7.0 | 2.4 | 3.0± 0.3 | 1.5± 0.5 |

电气特性 Electrical Characteristic

| PART NUMBER | INDUCTANCE Lo (μH) ± 20% @0A | DCR (mΩ) | | HEAT RATING CURRENT (Idc) DC AMPS ₁ | SATURATION CURRENT (Isat) DC AMPS ₂ |
|------------------|---------------------------------------|----------|-----|--|--|
| | | Typ. | Max | | |
| JSHC0624H-R22M-G | 0.22 | 2.2 | 2.8 | 17 | 35 |
| JSHC0624H-R47M-G | 0.47 | 5.9 | 6.8 | 13 | 21 |
| JSHC0624H-R68M-G | 0.68 | 6.9 | 8 | 9 | 20 |
| JSHC0624H-1R0M-G | 1.0 | 9 | 11 | 7 | 13 |
| JSHC0624H-1R5M-G | 1.5 | 14 | 20 | 6.5 | 12 |
| JSHC0624H-2R2M-G | 2.2 | 22 | 26 | 6 | 11 |
| JSHC0624H-3R3M-G | 3.3 | 23 | 28 | 5.8 | 8.7 |
| JSHC0624H-4R7M-G | 4.7 | 59 | 73 | 3.5 | 8 |
| JSHC0624H-5R6M-G | 5.6 | 74 | 80 | 5 | 7 |
| JSHC0624H-6R8M-G | 6.8 | 81 | 90 | 3 | 5 |
| JSHC0624H-100M-G | 10 | 97 | 125 | 3 | 4.5 |

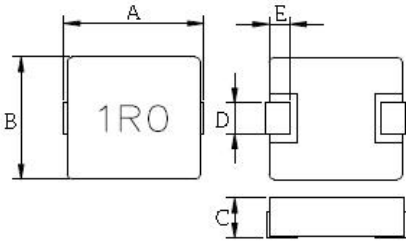
SMD POWER INDUCTORS:

JSHC0624 Series



JSHC0630 系 SPECIFICATION

外部尺寸 External Dimensions Unit:mm



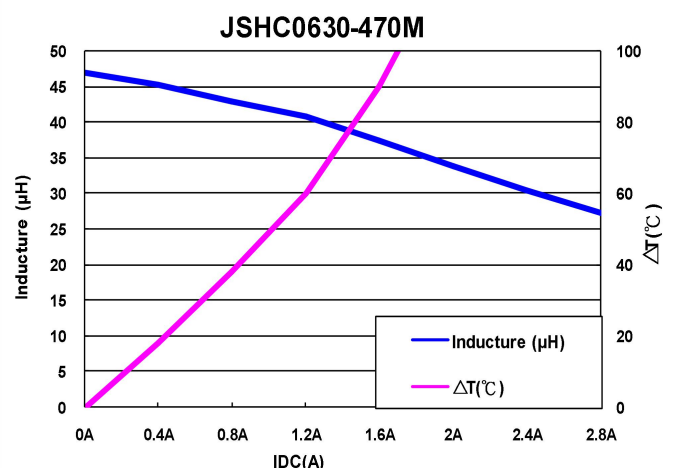
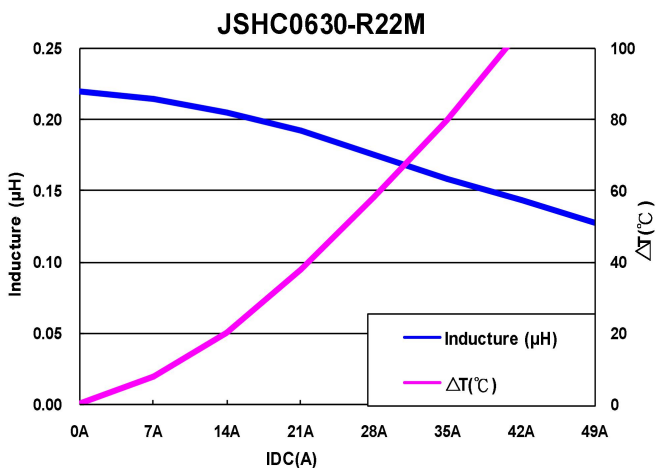
| | A (Max) | B (Max) | C (Max) | D | E |
|----------|---------|---------|---------|---------|---------|
| JSHC0630 | 7.8 | 7.0 | 3.0 | 3.0±0.3 | 1.5±0.5 |

电气特性 Electrical Characteristic

| PART NUMBER | INDUCTANCE Lo (μ H) ±20% @0A | DCR (m Ω) | | HEAT RATING CURRENT (Idc) DC AMPS ₁ | SATURATION CURRENT (Isat) DC AMPS ₂ |
|------------------|-------------------------------------|-----------|-----|--|--|
| | | Typ. | Max | | |
| JSHC0630H-R22M-G | 0.22 | 2.7 | 3.5 | 20 | 40 |
| JSHC0630H-R33M-G | 0.33 | 3.2 | 3.9 | 20 | 30 |
| JSHC0630H-R47M-G | 0.47 | 3.2 | 4.5 | 17.5 | 25 |
| JSHC0630H-R56M-G | 0.56 | 4.6 | 5.5 | 15.5 | 24 |
| JSHC0630H-R68M-G | 0.68 | 4.6 | 5.5 | 14 | 23 |
| JSHC0630H-R82M-G | 0.82 | 6.5 | 8 | 13 | 20 |
| JSHC0630H-1R0M-G | 1.0 | 7.5 | 9 | 11 | 16 |
| JSHC0630H-1R5M-G | 1.5 | 11 | 15 | 9 | 14 |
| JSHC0630H-2R2M-G | 2.2 | 15 | 20 | 8 | 12 |
| JSHC0630H-3R3M-G | 3.3 | 28 | 30 | 6 | 10 |
| JSHC0630H-4R7M-G | 4.7 | 38 | 40 | 5.5 | 9 |
| JSHC0630H-5R6M-G | 5.6 | 50 | 60 | 5 | 7 |
| JSHC0630H-6R8M-G | 6.8 | 51 | 60 | 4.5 | 6 |
| JSHC0630H-8R2M-G | 8.2 | 75 | 80 | 4 | 6 |
| JSHC0630H-100M-G | 10.0 | 99 | 105 | 3 | 5.5 |
| JSHC0630H-150M-G | 15.0 | 110 | 140 | 2.8 | 4 |
| JSHC0630H-220M-G | 22.0 | 125 | 167 | 2.5 | 3.5 |
| JSHC0630H-330M-G | 33.0 | 245 | 280 | 1 | 2 |
| JSHC0630H-470M-G | 47.0 | 255 | 290 | 0.8 | 1.8 |

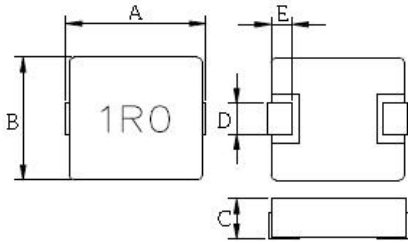
SMD POWER INDUCTORS:

JSHC0630 Series



JSHC0640 系 SPECIFICATION

外部尺寸 External Dimensions Unit:mm

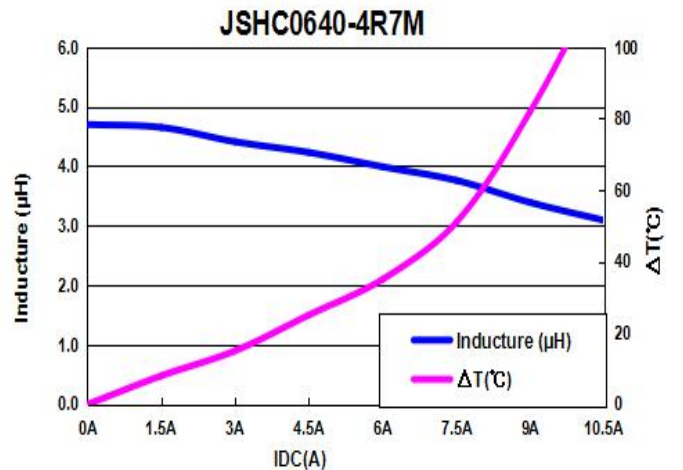
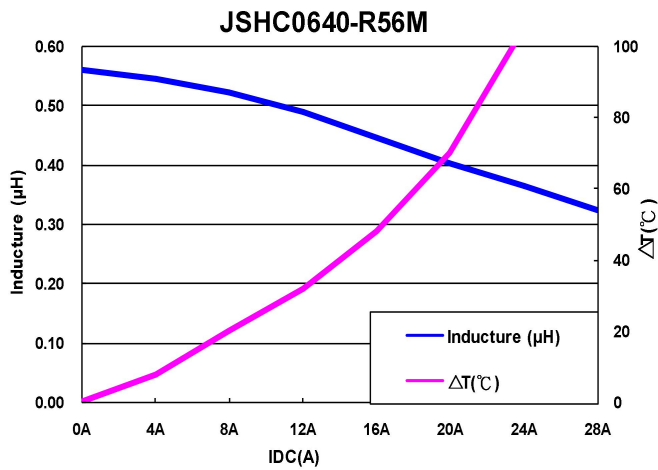


| | A (Max) | B (Max) | C (Max) | D | E |
|----------|---------|---------|---------|-------------|-------------|
| JSHC0640 | 7.8 | 7.0 | 4.0 | 3.0± 0.3 | 1.5± 0.5 |

电气特性 Electrical Characteristic

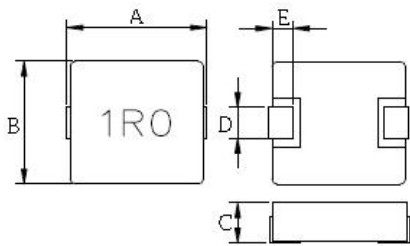
| PART NUMBER | INDUCTANCE Lo (μH) ± 20% @0A | DCR (mΩ) | | HEAT RATING CURRENT (Idc) DC AMPS ₁ | SATURATION CURRENT (Isat) DC AMPS ₂ |
|------------------|---------------------------------------|----------|-----|--|--|
| | | Typ. | Max | | |
| JSHC0640H-R56M-G | 0.56 | 4.2 | 5.5 | 14 | 22 |
| JSHC0640H-R68M-G | 0.68 | 4.2 | 5.5 | 13 | 20 |
| JSHC0640H-1R0M-G | 1.0 | 7.4 | 8.5 | 12 | 19 |
| JSHC0640H-1R5M-G | 1.5 | 12 | 15 | 10 | 16 |
| JSHC0640H-2R2M-G | 2.2 | 13 | 18 | 8.5 | 14 |
| JSHC0640H-3R3M-G | 3.3 | 17 | 20 | 7 | 13 |
| JSHC0640H-4R7M-G | 4.7 | 23 | 28 | 6 | 8 |

SMD POWER INDUCTORS: JSHC0640 Series



JSHC0650 系 SPECIFICATION

外部尺寸 External Dimensions Unit:mm



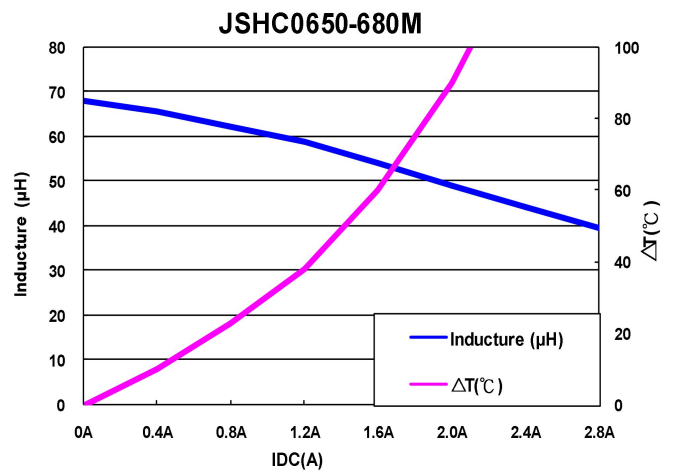
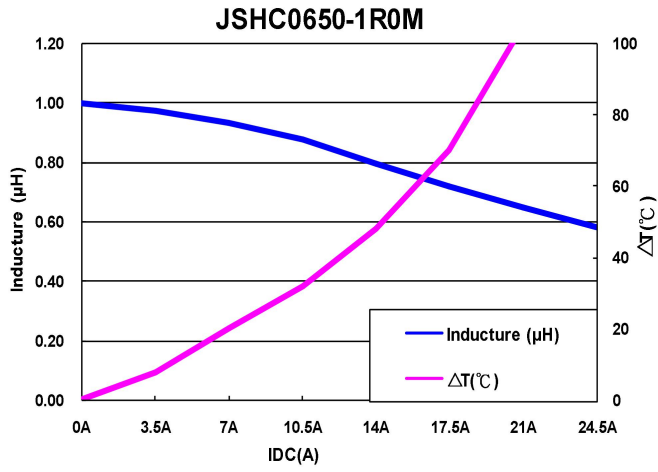
| | A (Max) | B (Max) | C (Max) | D | E |
|----------|---------|---------|---------|-------------|-------------|
| JSHC0650 | 7.8 | 7.0 | 5.0 | 3.0± 0.3 | 1.5± 0.5 |

电气特性 Electrical Characteristic

| PART NUMBER | INDUCTANCE Lo (μH) ± 20% @0A | DCR (mΩ) | | HEAT RATING CURRENT (Idc) DC AMPS ₁ | SATURATION CURRENT (Isat) DC AMPS ₂ |
|------------------|---------------------------------------|----------|------|--|--|
| | | Typ. | Max | | |
| JSHC0650H-R22M-G | 0.22 | 2.3 | 3.5 | 20 | 45 |
| JSHC0650H-R47M-G | 0.47 | 3.5 | 4.5 | 18 | 21 |
| JSHC0650H-R56M-G | 0.56 | 4.6 | 6 | 17 | 25 |
| JSHC0650H-R68M-G | 0.68 | 5.5 | 6.5 | 14 | 19 |
| JSHC0650H-R82M-G | 0.82 | 6.5 | 7.5 | 14 | 18 |
| JSHC0650H-1R0M-G | 1.0 | 7.0 | 8.5 | 13 | 17 |
| JSHC0650H-1R5M-G | 1.5 | 7.5 | 9 | 11.5 | 12 |
| JSHC0650H-2R2M-G | 2.2 | 10 | 12.5 | 8 | 12 |
| JSHC0650H-3R3M-G | 3.3 | 14 | 20 | 7 | 9 |
| JSHC0650H-3R8M-G | 3.8 | 18.6 | 25 | 6.5 | 8 |
| JSHC0650H-4R7M-G | 4.7 | 13 | 15 | 6 | 7 |
| JSHC0650H-4R9M-G | 4.9 | 15 | 16 | 6 | 6.5 |
| JSHC0650H-5R6M-G | 5.6 | 25 | 30 | 6 | 6 |
| JSHC0650H-6R8M-G | 6.8 | 26 | 38 | 5 | 6 |
| JSHC0650H-8R2M-G | 8.2 | 36 | 40 | 4 | 6 |
| JSHC0650H-100M-G | 10.0 | 51 | 60 | 4.5 | 5.3 |
| JSHC0650H-150M-G | 15.0 | 65 | 85 | 3 | 5 |
| JSHC0650H-220M-G | 22.0 | 77 | 85 | 3 | 4 |
| JSHC0650H-330M-G | 33.0 | 184 | 237 | 2 | 3 |
| JSHC0650H-470M-G | 47.0 | 193 | 280 | 2 | 2 |
| JSHC0650H-680M-G | 68 | 257 | 310 | 1.3 | 1.8 |

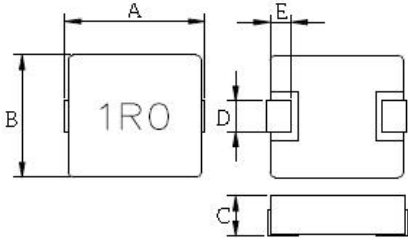
SMD POWER INDUCTORS:

JSHC0650 Series



JSHC0660 系 SPECIFICATION

外部尺寸 External Dimensions Unit:mm



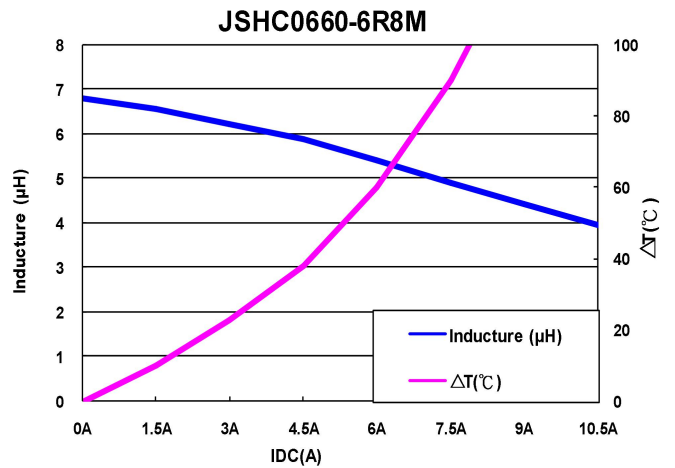
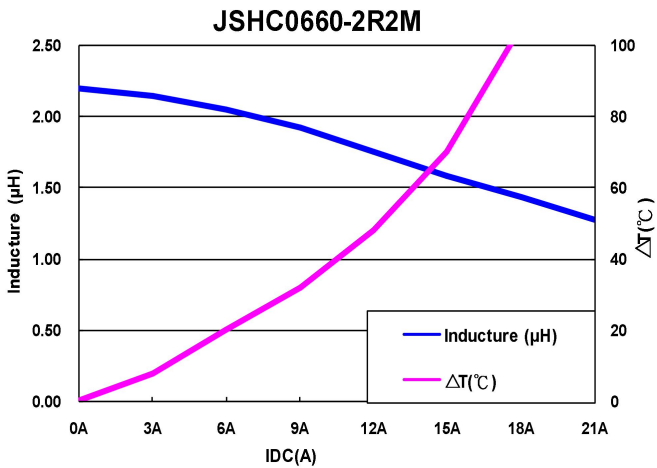
| | | | | | |
|----------|---------|---------|---------|---------|---------|
| | A (Max) | B (Max) | C (Max) | D | E |
| JSHC0660 | 7.8 | 7.0 | 6.0 | 3.0±0.3 | 1.5±0.5 |

电气特性 Electrical Characteristic

| PART NUMBER | INDUCTANCE Lo (μH) ± 20% @0A | DCR (mΩ) | | HEAT RATING CURRENT (Idc) DC AMPS ₁ | SATURATION CURRENT (Isat) DC AMPS ₂ |
|------------------|------------------------------------|----------|-----|--|--|
| | | Typ. | Max | | |
| JSHC0660H-2R2M-G | 2.2 | 8 | 10 | 11 | 14 |
| JSHC0660H-3R3M-G | 3.3 | 9 | 11 | 8 | 12 |
| JSHC0660H-6R8M-G | 6.8 | 19 | 22 | 5 | 7.5 |

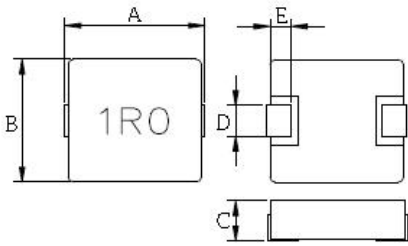
SMD POWER INDUCTORS:

JSHC0660 Series



JSHC0830 系 SPECIFICATION

外部尺寸 External Dimensions Unit:mm



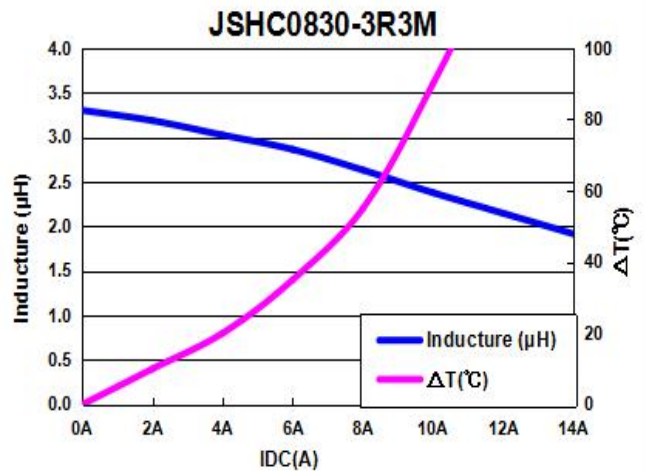
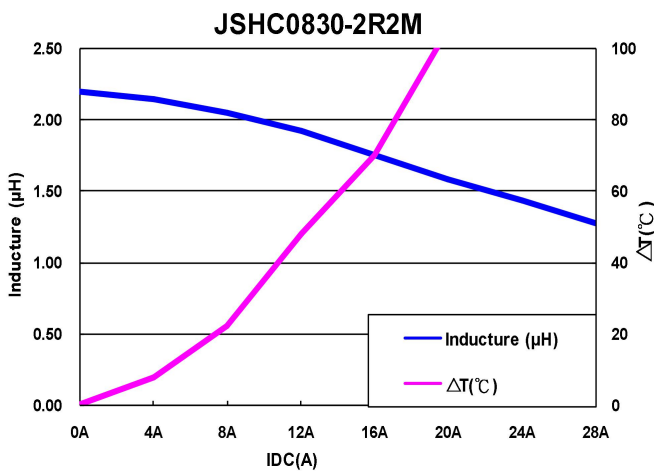
| | A | B | C(Max) | D | E |
|----------|---------|---------|--------|---------|---------|
| JSHC0830 | 8.0±0.5 | 9.0±0.5 | 3.0 | 3.0±0.5 | 1.5±0.5 |

电气特性 Electrical Characteristic

| PART NUMBER | INDUCTANCE Lo (μH) ±20% @0A | DCR (mΩ) | | HEAT RATING CURRENT (Idc) DC AMPS ₁ | SATURATION CURRENT (Isat) DC AMPS ₂ |
|------------------|-----------------------------------|----------|------|--|--|
| | | Typ. | Max | | |
| JSHC0830H-2R2M-G | 2.2 | 18.4 | 20.3 | 9 | 21 |
| JSHC0830H-3R3M-G | 3.3 | 18.2 | 25 | 7 | 10 |

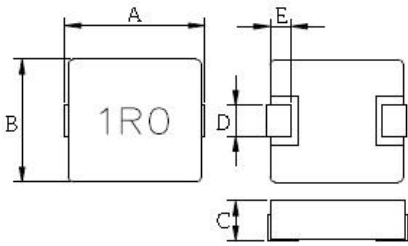
SMD POWER INDUCTORS:

JSHC0830 Series



JSHC0840 系 SPECIFICATION

外部尺寸 External Dimensions Unit:mm



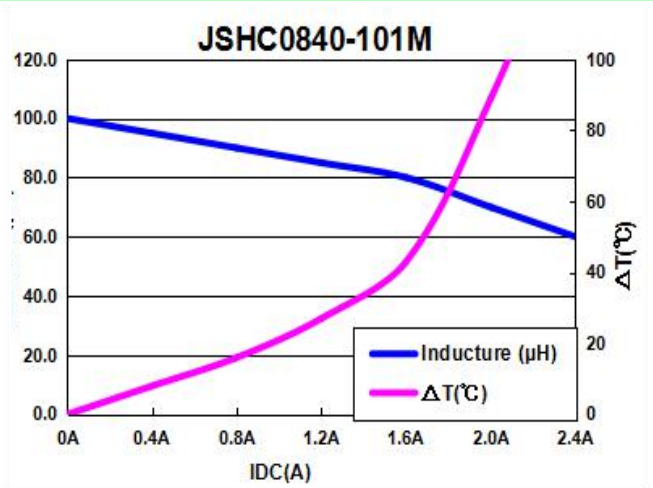
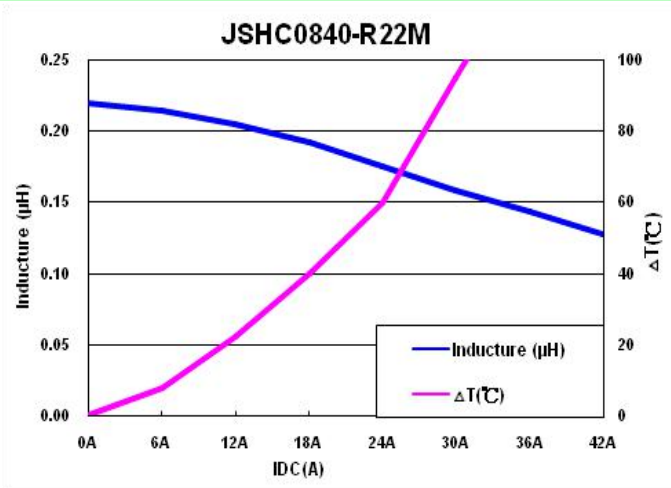
| | A | B | C(Max) | D | E |
|----------|---------|---------|--------|---------|---------|
| JSHC0840 | 8.0±0.5 | 9.0±0.5 | 4.0 | 3.0±0.5 | 1.5±0.5 |

电气特性 Electrical Characteristic

| PART NUMBER | INDUCTANCE Lo (μH) ±20% @0A | DCR (mΩ) | | HEAT RATING CURRENT (Idc) DC AMPS ₁ | SATURATION CURRENT (Isat) DC AMPS ₂ |
|------------------|-----------------------------------|----------|------|--|--|
| | | Typ. | Max | | |
| JSHC0840H-R22M-G | 0.22 | 1.83 | 2.5 | 16 | 32 |
| JSHC0840H-1R0M-G | 1.0 | 7.05 | 8.0 | 10 | 19 |
| JSHC0840H-2R2M-G | 2.2 | 10.8 | 12.5 | 8.5 | 15 |
| JSHC0840H-3R3M-G | 3.3 | 17.8 | 20 | 8 | 12 |
| JSHC0840H-100M-G | 10 | 36 | 60 | 4.5 | 5.3 |
| JSHC0840H-330M-G | 33 | 138 | 144 | 2.8 | 3.2 |
| JSHC0840H-101M-G | 100 | 372 | 400 | 1.4 | 2 |

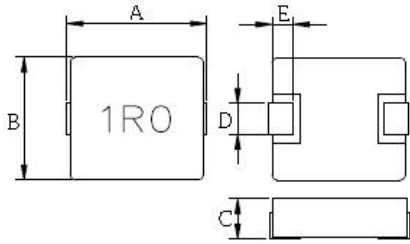
SMD POWER INDUCTORS:

JSHC0840 Series



JSHC0850 系 SPECIFICATION

外部尺寸 External Dimensions Unit:mm



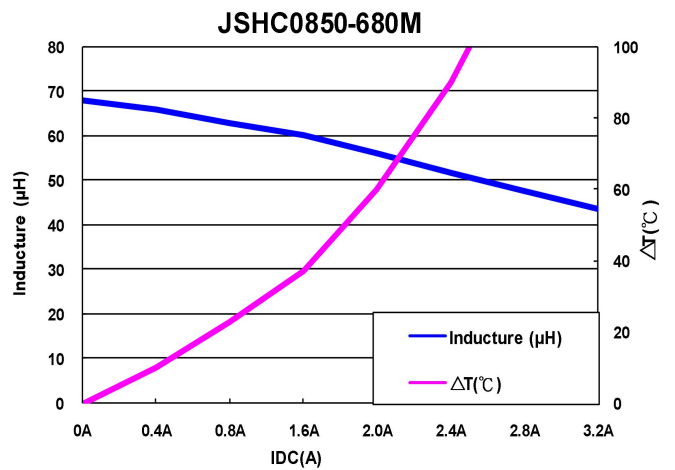
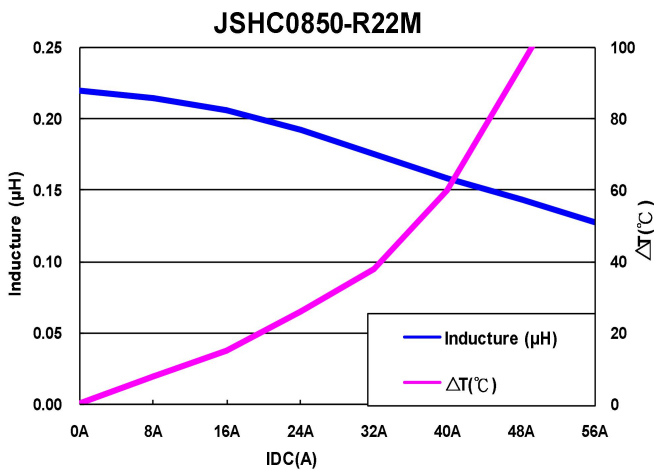
| | | | | | |
|----------|---------|---------|--------|---------|---------|
| | A | B | C(Max) | D | E |
| JSHC0850 | 8.0±0.5 | 9.0±0.5 | 5.0 | 3.0±0.5 | 1.5±0.5 |

电气特性 Electrical Characteristic

| PART NUMBER | INDUCTANCE Lo(μH) ± 20% @0A | DCR(mΩ) | | HEAT RATING CURRENT(I _{dc}) DC AMPS ₁ | SATURATION CURRENT(I _{sat}) DC AMPS ₂ |
|------------------|-----------------------------------|---------|-----|--|--|
| | | Typ. | Max | | |
| JSHC0850H-R22M-G | 0.22 | 0.82 | 0.9 | 32 | 40 |
| JSHC0850H-4R7M-G | 4.7 | 14 | 16 | 6 | 8 |
| JSHC0850H-100M-G | 10 | 31.53 | 40 | 5 | 7 |
| JSHC0850H-150M-G | 15 | 62 | 75 | 4 | 6 |
| JSHC0850H-220M-G | 22 | 104 | 120 | 3.5 | 5 |
| JSHC0850H-330M-G | 33 | 117 | 150 | 3 | 4 |
| JSHC0850H-470M-G | 47 | 184 | 220 | 2 | 3.2 |
| JSHC0850H-560M-G | 56 | 206 | 235 | 1.8 | 2.8 |
| JSHC0850H-680M-G | 68 | 224 | 280 | 1.6 | 2.5 |

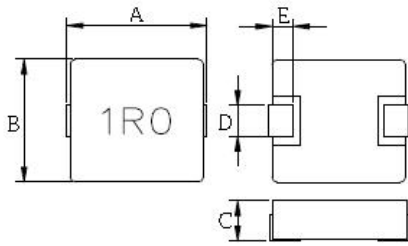
SMD POWER INDUCTORS:

JSHC0850 Series



JSHC1030 系 SPECIFICATION

外部尺寸 External Dimensions Unit:mm



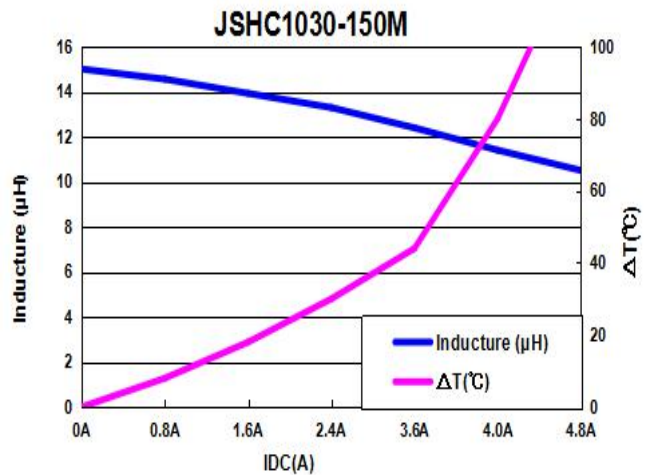
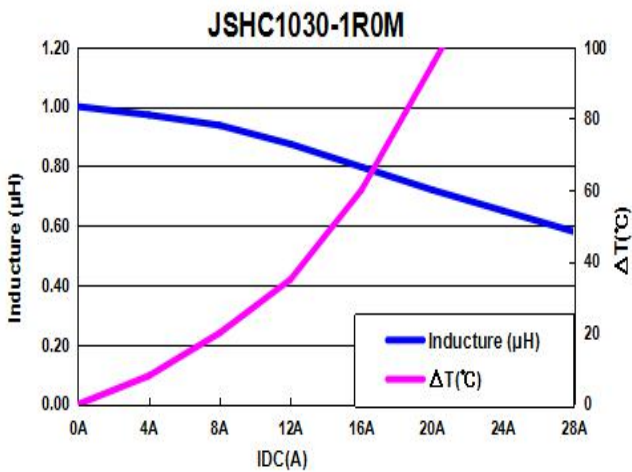
| Part No. | A (Max) | B (Max) | C (Max) | D | E |
|----------|---------|---------|---------|-------------|-------------|
| JSHC1030 | 11.8 | 10.8 | 3.0 | 3.0± 0.5 | 2.0± 0.5 |

电气特性 Electrical Characteristic

| PART NUMBER | INDUCTANCE Lo (μH) ± 20% @0A | DCR (mΩ) | | HEAT RATING CURRENT (Idc) DC AMPS ₁ | SATURATION CURRENT (Isat) DC AMPS ₂ |
|------------------|---------------------------------------|----------|-----|--|--|
| | | Typ. | Max | | |
| JSHC1030H-1R0M-G | 1.0 | 5.1 | 7.0 | 13 | 18 |
| JSHC1030H-1R5M-G | 1.5 | 7.3 | 9 | 10 | 16 |
| JSHC1030H-2R2M-G | 2.2 | 10 | 12 | 9 | 14 |
| JSHC1030H-4R7M-G | 4.7 | 20.7 | 25 | 6 | 8.5 |
| JSHC1030H-8R2M-G | 8.2 | 47 | 55 | 4 | 6 |
| JSHC1030H-100M-G | 10 | 49 | 56 | 4 | 5 |
| JSHC1030H-150M-G | 15 | 63.6 | 65 | 3.5 | 4 |

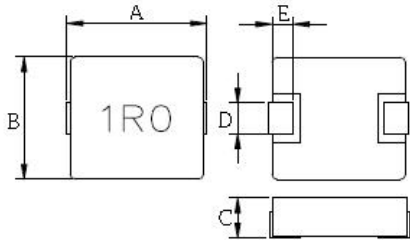
SMD POWER INDUCTORS:

JSHC1030 Series



JSHC1040 系 SPECIFICATION

外部尺寸 External Dimensions Unit:mm



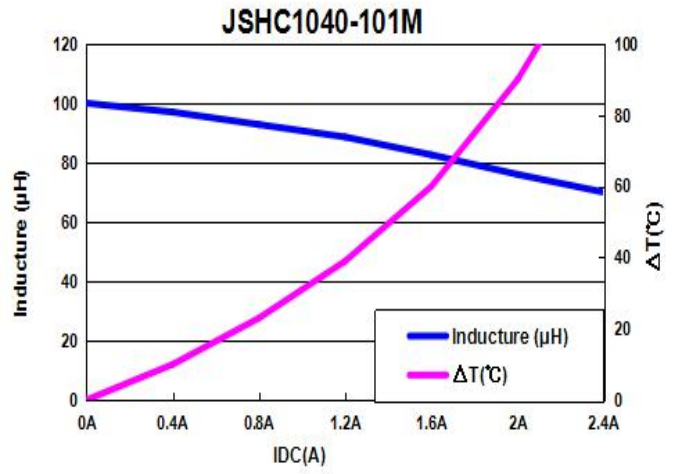
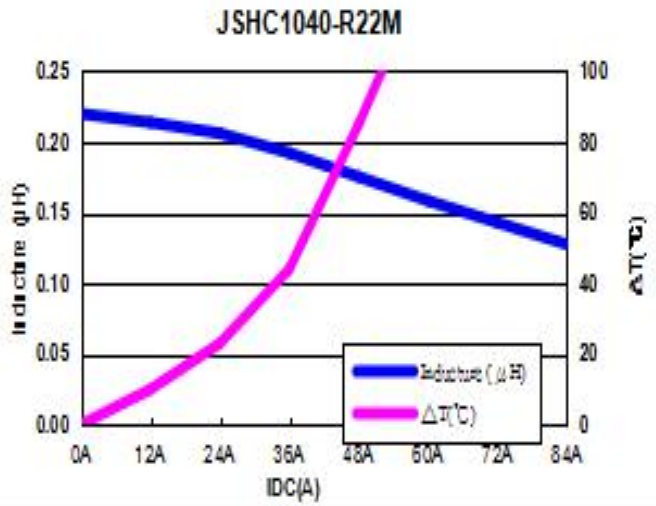
| Part No. | A (Max) | B (Max) | C (Max) | D | E |
|----------|---------|---------|---------|-------------|-------------|
| JSHC1040 | 11.8 | 10.8 | 4.0 | 3.0± 0.5 | 2.0± 0.5 |

电气特性 Electrical Characteristic

| PART NUMBER | INDUCTANCE Lo (μH) ± 20% @0A | DCR (mΩ) | | HEAT RATING CURRENT (Idc) DC AMPS ₁ | SATURATION CURRENT (Isat) DC AMPS ₂ |
|------------------|------------------------------------|----------|------|--|--|
| | | Typ. | Max | | |
| JSHC1040H-R22M-G | 0.22 | 0.7 | 1.1 | 30 | 60 |
| JSHC1040H-R33M-G | 0.33 | 1.1 | 1.4 | 30 | 50 |
| JSHC1040H-R36M-G | 0.36 | 1.1 | 1.4 | 30 | 50 |
| JSHC1040H-R47M-G | 0.47 | 1.2 | 1.8 | 26 | 38 |
| JSHC1040H-R56M-G | 0.56 | 1.5 | 1.8 | 23 | 33 |
| JSHC1040H-R68M-G | 0.68 | 2.0 | 3.0 | 23 | 32 |
| JSHC1040H-R90M-G | 0.9 | 2.2 | 3.0 | 21 | 30 |
| JSHC1040H-1R0M-G | 1.0 | 3.58 | 4.1 | 18 | 28 |
| JSHC1040H-1R5M-G | 1.5 | 4.8 | 5.8 | 16 | 27 |
| JSHC1040H-2R2M-G | 2.2 | 7 | 9 | 12 | 25 |
| JSHC1040H-3R3M-G | 3.3 | 10.3 | 13.5 | 10 | 16 |
| JSHC1040H-3R9M-G | 3.9 | 13.7 | 16 | 10 | 16 |
| JSHC1040H-4R7M-G | 4.7 | 13.7 | 16.5 | 8 | 14 |
| JSHC1040H-5R6M-G | 5.6 | 18.2 | 25 | 8 | 13 |
| JSHC1040H-6R8M-G | 6.8 | 23.5 | 28 | 7 | 12 |
| JSHC1040H-8R2M-G | 8.2 | 25 | 30 | 6 | 9 |
| JSHC1040H-100M-G | 10.0 | 31 | 36.5 | 5 | 9 |
| JSHC1040H-120M-G | 12 | 42 | 48 | 5 | 8 |
| JSHC1040H-150M-G | 15.0 | 42 | 48 | 4 | 7 |
| JSHC1040H-220M-G | 22.0 | 55 | 60 | 3.5 | 6 |
| JSHC1040H-330M-G | 33.0 | 127 | 145 | 3 | 4.5 |
| JSHC1040H-470M-G | 47.0 | 128 | 145 | 3 | 3 |
| JSHC1040H-680M-G | 68.0 | 205 | 220 | 2 | 3.5 |
| JSHC1040H-101M-G | 100 | 243 | 270 | 1 | 2 |

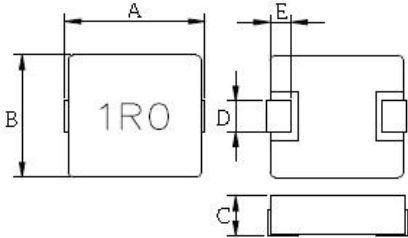
SMD POWER INDUCTORS:

JSHC1040 Series



JSHC1050 系 SPECIFICATION

外部尺寸 External Dimensions Unit:mm



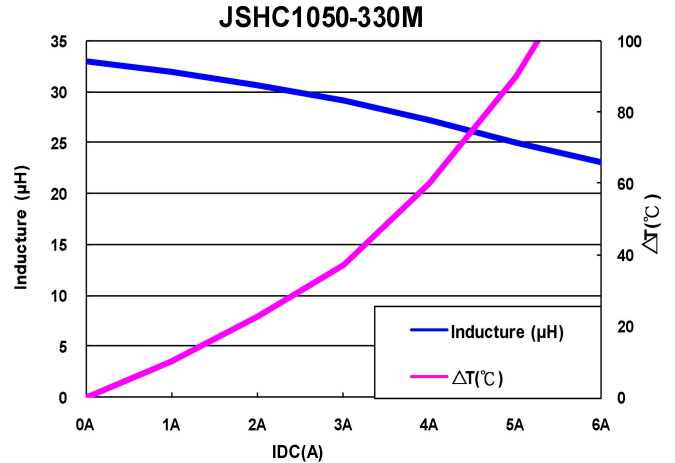
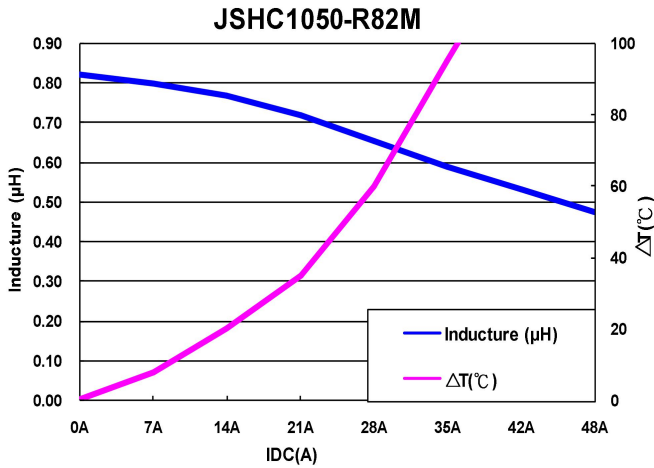
| Part No. | A (Max) | B (Max) | C (Max) | D | E |
|----------|---------|---------|---------|-------------|-------------|
| JSHC1050 | 11.8 | 10.8 | 5.0 | 3.0± 0.5 | 2.0± 0.5 |

电气特性 Electrical Characteristic

| PART NUMBER | INDUCTANCE Lo (μH) ± 20% @0A | DCR (mΩ) | | HEAT RATING CURRENT (Idc) DC AMPS ₁ | SATURATION CURRENT (Isat) DC AMPS ₂ |
|------------------|---------------------------------------|----------|-----|--|--|
| | | Typ. | Max | | |
| JSHC1050H-R82M-G | 0.82 | 1.8 | 2.5 | 16 | 32 |
| JSHC1050H-1R0M-G | 1.0 | 3 | 4 | 15 | 30 |
| JSHC1050H-1R8M-G | 1.8 | 4.5 | 6 | 15 | 27.5 |
| JSHC1050H-2R2M-G | 2.2 | 6 | 8 | 14 | 27 |
| JSHC1050H-3R3M-G | 3.3 | 7.5 | 11 | 10 | 19 |
| JSHC1050H-4R7M-G | 4.7 | 14 | 17 | 9 | 14 |
| JSHC1050H-6R8M-G | 6.8 | 17.5 | 22 | 8 | 10 |
| JSHC1050H-100M-G | 10 | 31 | 38 | 6.8 | 10 |
| JSHC1050H-150M-G | 15 | 39 | 45 | 6 | 10 |
| JSHC1050H-220M-G | 22 | 52 | 60 | 5 | 7 |
| JSHC1050H-330M-G | 33 | 127 | 145 | 3.5 | 6 |

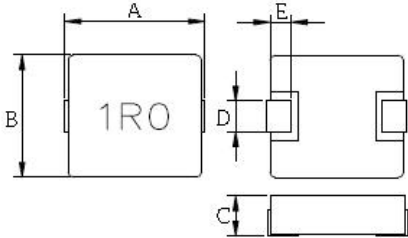
SMD POWER INDUCTORS:

JSHC1050 Series



JSHC1060 系 SPECIFICATION

外部尺寸 External Dimensions Unit:mm



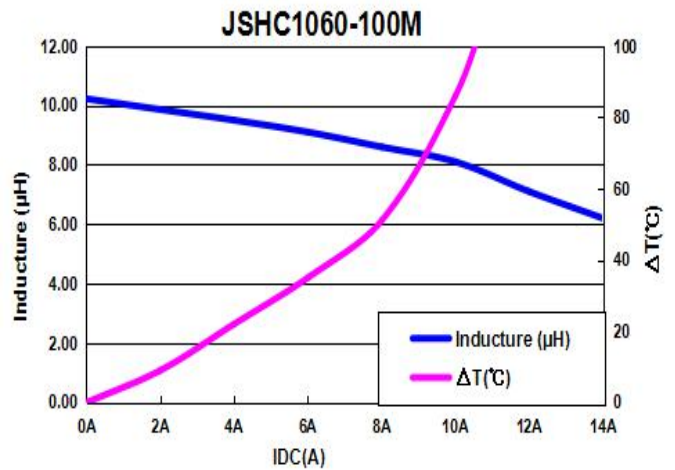
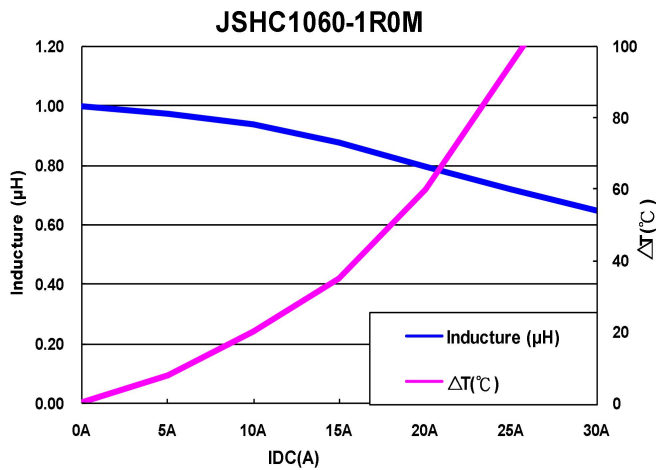
| Part No. | A (Max) | B (Max) | C (Max) | D | E |
|----------|---------|---------|---------|-------------|-------------|
| JSHC1060 | 11.8 | 10.8 | 6.0 | 3.0± 0.5 | 2.0± 0.5 |

电气特性 Electrical Characteristic

| PART NUMBER | INDUCTANCE Lo (μH) ±20% @0A | DCR (mΩ) | | HEAT RATING CURRENT (Idc) DC AMPS ₁ | SATURATION CURRENT (Isat) DC AMPS ₂ |
|------------------|-----------------------------------|----------|-----|--|--|
| | | Typ. | Max | | |
| JSHC1060H-1R0M-G | 1.0 | 2.3 | 3 | 16 | 27 |
| JSHC1060H-1R5M-G | 1.5 | 4 | 5 | 15 | 25 |
| JSHC1060H-2R2M-G | 2.2 | 5.1 | 7 | 14 | 20 |
| JSHC1060H-3R3M-G | 3.3 | 7 | 9 | 13 | 19 |
| JSHC1060H-4R7M-G | 4.7 | 14 | 17 | 9 | 15 |
| JSHC1060H-6R8M-G | 6.8 | 18 | 24 | 8 | 13 |
| JSHC1060H-100M-G | 10 | 28 | 35 | 7 | 11 |

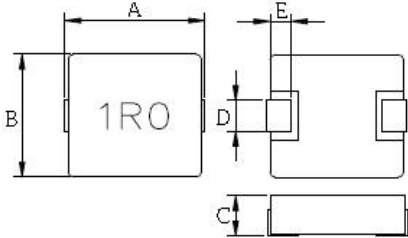
SMD POWER INDUCTORS:

JSHC1060 Series



JSHC1235 系 SPECIFICATION

外部尺寸 External Dimensions Unit:mm



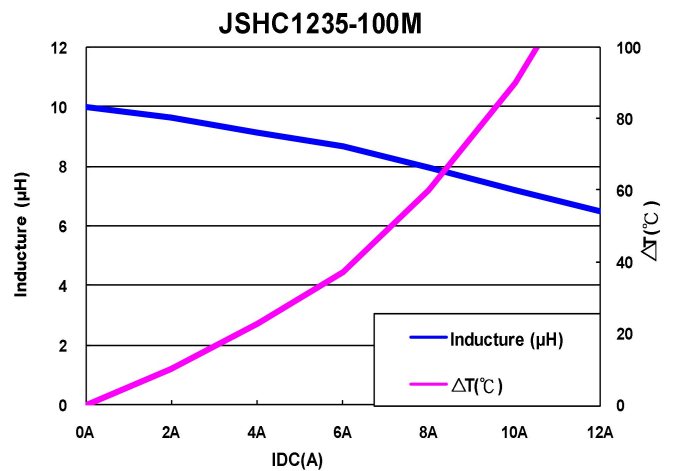
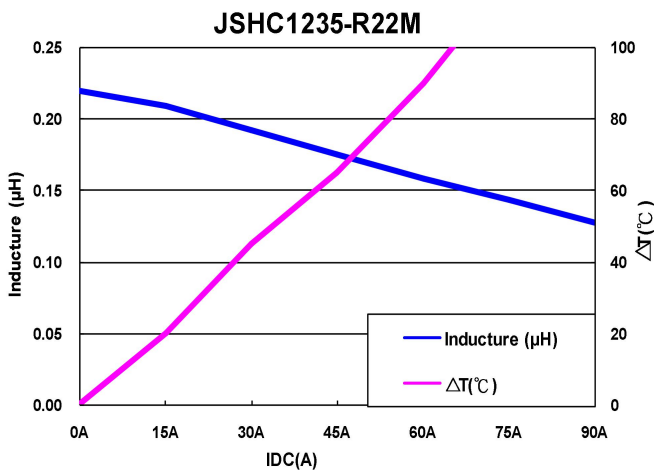
| Part No. | A (Max) | B (Max) | C (Max) | D | E |
|----------|---------|---------|---------|---------|---------|
| JSHC1235 | 14.5 | 13.5 | 3.5 | 3.5±0.5 | 2.5±0.5 |

电气特性 Electrical Characteristic

| PART NUMBER | INDUCTANCE Lo (μH) ±20% @0A | DCR (mΩ) | | HEAT RATING CURRENT (Idc) DC AMPS ₁ | SATURATION CURRENT (Isat) DC AMPS ₂ |
|------------------|-----------------------------------|----------|-----|--|--|
| | | Typ. | Max | | |
| JSHC1235H-R22M-G | 0.22 | 0.85 | 1.3 | 25 | 65 |
| JSHC1235H-R68M-G | 0.68 | 2.1 | 2.5 | 20 | 49 |
| JSHC1235H-R47M-G | 0.47 | 1.17 | 1.7 | 18 | 35 |
| JSHC1235H-1R0M-G | 1.0 | 3.3 | 3.5 | 15 | 26 |
| JSHC1235H-1R5M-G | 1.5 | 4.3 | 5.0 | 15 | 24 |
| JSHC1235H-2R2M-G | 2.2 | 7 | 8 | 14 | 20 |
| JSHC1235H-3R3M-G | 3.3 | 10 | 12 | 12 | 16 |
| JSHC1235H-4R7M-G | 4.7 | 14 | 15 | 10 | 14 |
| JSHC1235H-6R8M-G | 6.8 | 21 | 25 | 8 | 12 |
| JSHC1235H-100M-G | 10 | 28 | 35 | 6 | 10 |

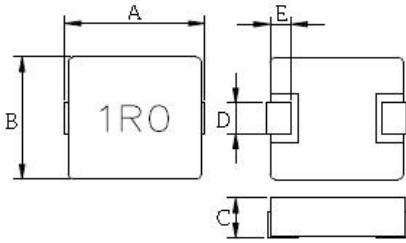
SMD POWER INDUCTORS:

JSHC1235 Series



JSHC1240 系 SPECIFICATION

外部尺寸 External Dimensions Unit:mm

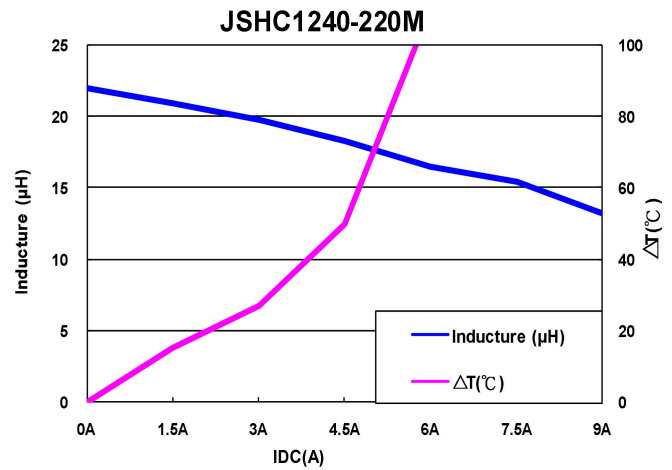
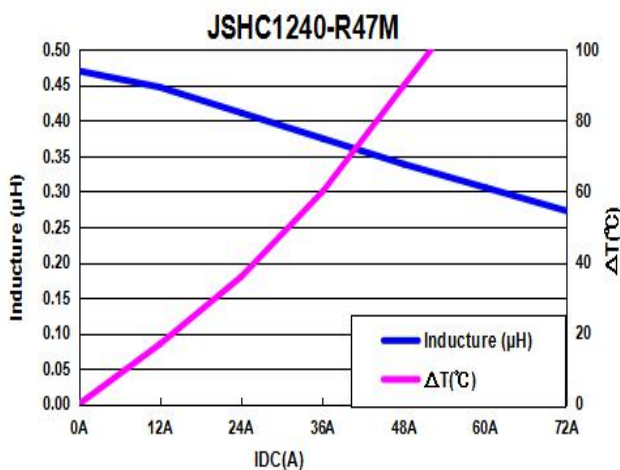


| Part No. | A(Max) | B(Max) | C(Max) | D | E |
|----------|--------|--------|--------|---------|---------|
| JSHC1240 | 14.5 | 13.5 | 4.0 | 3.5±0.5 | 2.5±0.5 |

电气特性 Electrical Characteristic

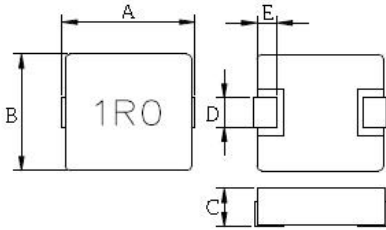
| PART NUMBER | INDUCTANCE Lo(μH) ±20% @0A | DCR(mΩ) | | HEAT RATING CURRENT (Idc) DC AMPS ₁ | SATURATION CURRENT (Isat) DC AMPS ₂ |
|------------------|----------------------------------|---------|-----|--|--|
| | | Typ. | Max | | |
| JSHC1240H-R47M-G | 0.47 | 1.5 | 2.0 | 23 | 55 |
| JSHC1240H-R60M-G | 0.6 | 2 | 3 | 22 | 40 |
| JSHC1240H-1R0M-G | 1.0 | 2.7 | 3.5 | 19 | 38 |
| JSHC1240H-1R5M-G | 1.5 | 3.26 | 4.5 | 16 | 30 |
| JSHC1240H-1R8M-G | 1.8 | 6.4 | 8.3 | 16 | 26 |
| JSHC1240H-2R2M-G | 2.2 | 6.3 | 9.5 | 15 | 22 |
| JSHC1240H-3R3M-G | 3.3 | 8.7 | 10 | 14 | 20 |
| JSHC1240H-4R7M-G | 4.7 | 12 | 14 | 9 | 15 |
| JSHC1240H-5R6M-G | 5.6 | 15 | 17 | 8 | 14 |
| JSHC1240H-6R8M-G | 6.8 | 17 | 24 | 7 | 12 |
| JSHC1240H-8R2M-G | 8.2 | 24.4 | 28 | 7 | 12 |
| JSHC1240H-100M-G | 10 | 28 | 35 | 6 | 10 |
| JSHC1240H-150M-G | 15 | 55.03 | 60 | 5 | 9 |
| JSHC1240H-220M-G | 22 | 69.3 | 80 | 4 | 7 |

SMD POWER INDUCTORS: JSHC1240 Series



JSHC1250 系 SPECIFICATION

外部尺寸 External Dimensions Unit:mm



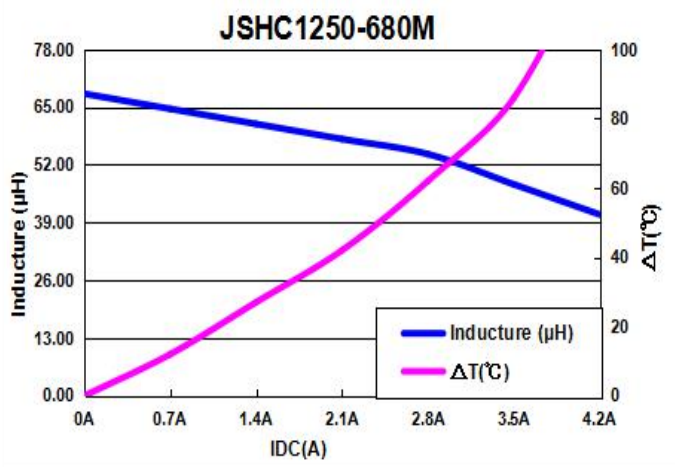
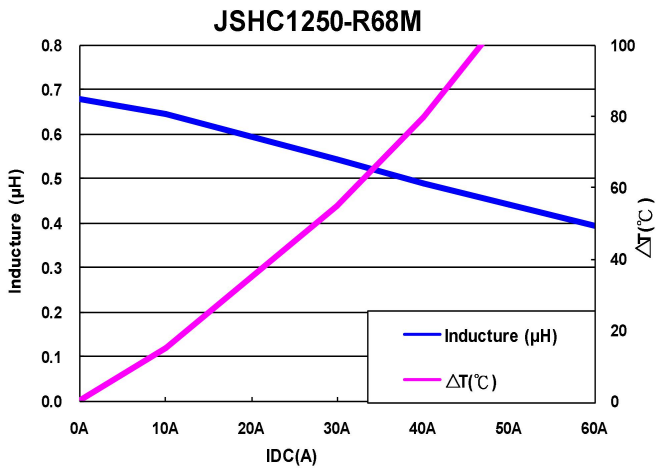
| Part No. | A (Max) | B (Max) | C (Max) | D | E |
|----------|---------|---------|---------|-------------|-------------|
| JSHC1250 | 14.5 | 13.5 | 5.0 | 3.5± 0.5 | 2.5± 0.5 |

电气特性 Electrical Characteristic

| PART NUMBER | INDUCTANCE Lo (μH) ±20% @0A | DCR (mΩ) | | HEAT RATING CURRENT (Idc) DC AMPS ₁ | SATURATION CURRENT (Isat) DC AMPS ₂ |
|------------------|-----------------------------------|----------|------|--|--|
| | | Typ. | Max | | |
| JSHC1250H-R33M-G | 0.33 | 0.74 | 1.0 | 32 | 60 |
| JSHC1250H-R36M-G | 0.36 | 0.9 | 1.2 | 28 | 50 |
| JSHC1250H-R47M-G | 0.47 | 1.04 | 1.3 | 25 | 48 |
| JSHC1250H-R56M-G | 0.56 | 1.35 | 1.5 | 23 | 46 |
| JSHC1250H-R68M-G | 0.68 | 1.3 | 1.5 | 20 | 40 |
| JSHC1250H-R82M-G | 0.82 | 2.0 | 2.5 | 19 | 39 |
| JSHC1250H-1R0M-G | 1.0 | 2.4 | 3.5 | 18 | 35 |
| JSHC1250H-1R5M-G | 1.5 | 2.8 | 4.1 | 18 | 33 |
| JSHC1250H-1R8M-G | 1.8 | 3.0 | 4.3 | 17 | 30 |
| JSHC1250H-2R2M-G | 2.2 | 3.3 | 4.5 | 16 | 25 |
| JSHC1250H-3R3M-G | 3.3 | 10.2 | 13 | 15 | 23 |
| JSHC1250H-4R7M-G | 4.7 | 13.5 | 15 | 12 | 21 |
| JSHC1250H-5R6M-G | 5.6 | 14.0 | 17 | 12 | 20 |
| JSHC1250H-6R8M-G | 6.8 | 15.4 | 19 | 11 | 18 |
| JSHC1250H-8R2M-G | 8.2 | 18.9 | 22.5 | 10 | 17 |
| JSHC1250H-100M-G | 10.0 | 23 | 25.5 | 6 | 13 |
| JSHC1250H-150M-G | 15.0 | 51 | 60 | 6 | 12 |
| JSHC1250H-220M-G | 22.0 | 63 | 75 | 4 | 8 |
| JSHC1250H-330M-G | 33.0 | 69 | 82 | 3 | 6 |
| JSHC1250H-470M-G | 47.0 | 78 | 90 | 2.5 | 3.5 |
| JSHC1250H-560M-G | 56.0 | 143 | 180 | 2 | 3.5 |
| JSHC1250H-680M-G | 68.0 | 154 | 210 | 1.5 | 3.5 |

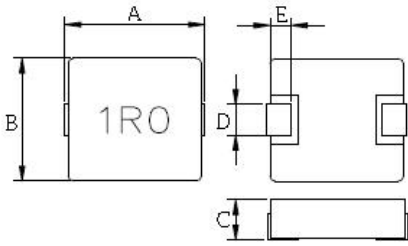
SMD POWER INDUCTORS:

JSHC1250 Series



JSHC1260 系 SPECIFICATION

外部尺寸 External Dimensions Unit:mm



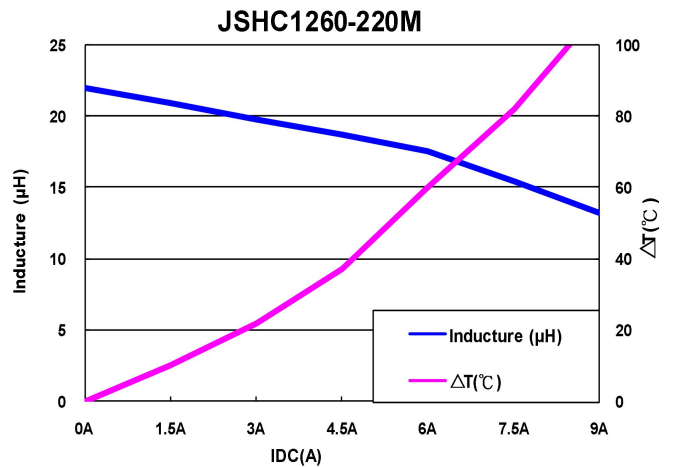
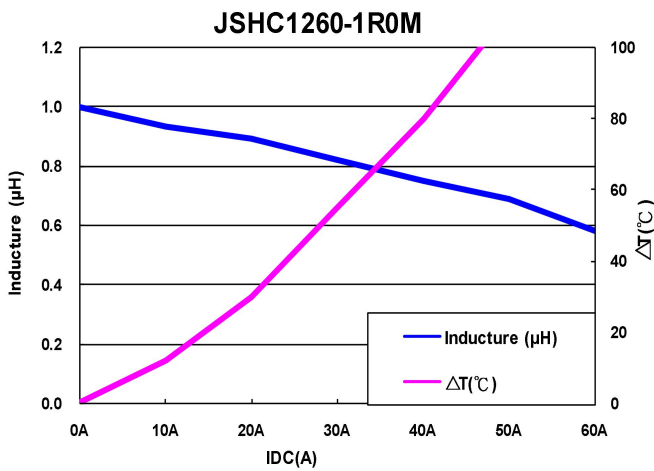
| Part No. | A (Max) | B (Max) | C (Max) | D | E |
|----------|---------|---------|---------|---------|---------|
| JSHC1260 | 14.5 | 13.5 | 6.0 | 3.5±0.5 | 2.5±0.5 |

电气特性 Electrical Characteristic

| PART NUMBER | INDUCTANCE Lo (μH) ± 20% @0A | DCR (mΩ) | | HEAT RATING CURRENT (Idc) DC AMPS ₁ | SATURATION CURRENT (Isat) DC AMPS ₂ |
|------------------|------------------------------------|----------|------|--|--|
| | | Typ. | Max | | |
| JSHC1260H-R33M-G | 0.33 | 1.3 | 2.3 | 46 | 55 |
| JSHC1260H-R68M-G | 0.68 | 1.5 | 2.8 | 35 | 45 |
| JSHC1260H-1R0M-G | 1.0 | 1.8 | 3.5 | 21 | 40 |
| JSHC1260H-1R5M-G | 1.5 | 2.4 | 4 | 21 | 35 |
| JSHC1260H-2R2M-G | 2.2 | 3.3 | 4.5 | 20 | 32 |
| JSHC1260H-3R3M-G | 3.3 | 6.4 | 8.2 | 15 | 30 |
| JSHC1260H-4R7M-G | 4.7 | 10 | 13.5 | 12 | 25 |
| JSHC1260H-5R6M-G | 5.6 | 17 | 21 | 12 | 22 |
| JSHC1260H-6R8M-G | 6.8 | 18 | 23 | 11 | 20 |
| JSHC1260H-100M-G | 10 | 22 | 30 | 10 | 12.5 |
| JSHC1260H-150M-G | 15 | 30 | 38 | 6 | 10 |
| JSHC1260H-220M-G | 22 | 38 | 45 | 5 | 7.5 |

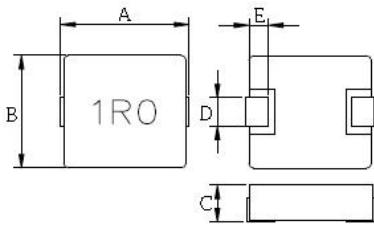
SMD POWER INDUCTORS:

JSHC1260 Series



JSHC1265 系 SPECIFICATION

外部尺寸 External Dimensions Unit:mm



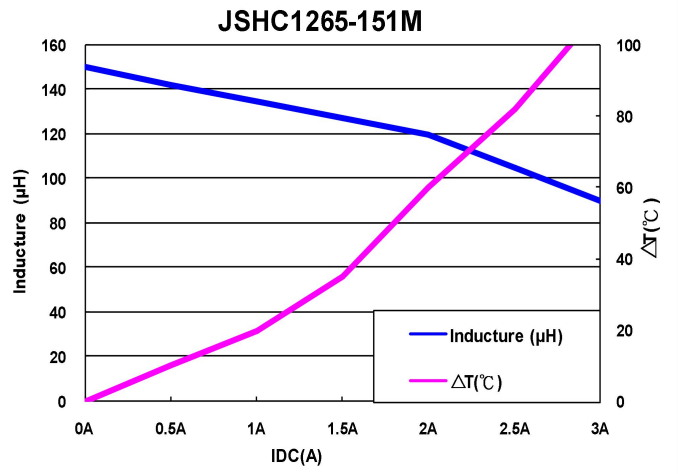
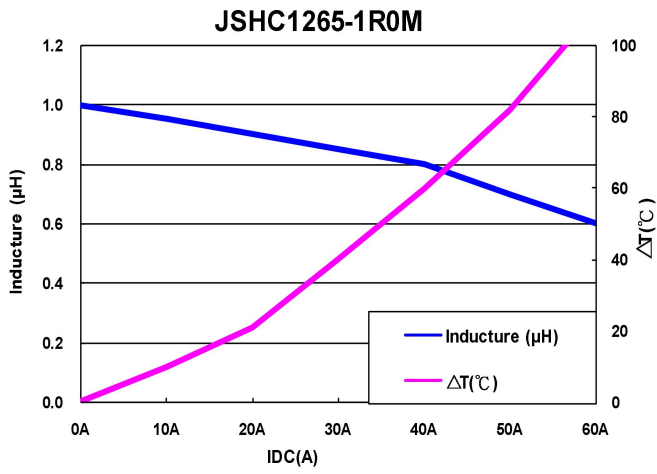
| Part No. | A (Max) | B (Max) | C (Max) | D | E |
|----------|---------|---------|---------|-------------|-------------|
| JSHC1265 | 14.5 | 13.5 | 6.5 | 3.5± 0.5 | 2.5± 0.5 |

电气特性 Electrical Characteristic

| PART NUMBER | INDUCTANCE Lo (μH) ± 20% @0A | DCR (mΩ) | | HEAT RATING CURRENT (Idc) DC AMPS ₁ | SATURATION CURRENT (Isat) DC AMPS ₂ |
|------------------|---------------------------------------|----------|------|--|--|
| | | Typ. | Max | | |
| JSHC1265H-R22M-G | 0.22 | 0.60 | 0.81 | 50 | 80 |
| JSHC1265H-R56M-G | 0.56 | 1.2 | 1.7 | 30 | 60 |
| JSHC1265H-R68M-G | 0.68 | 1.3 | 1.8 | 28 | 54 |
| JSHC1265H-R82M-G | 0.82 | 1.6 | 2.0 | 25 | 50 |
| JSHC1265H-1R0M-G | 1.0 | 1.7 | 2.5 | 25 | 49 |
| JSHC1265H-1R5M-G | 1.5 | 1.9 | 3.5 | 22 | 45 |
| JSHC1265H-2R2M-G | 2.2 | 3.5 | 4.5 | 18 | 40 |
| JSHC1265H-3R3M-G | 3.3 | 5.5 | 8.2 | 16 | 28 |
| JSHC1265H-4R7M-G | 4.7 | 11 | 14 | 14 | 22.5 |
| JSHC1265H-5R6M-G | 5.6 | 12 | 15 | 12 | 20 |
| JSHC1265H-6R8M-G | 6.8 | 10 | 13 | 11.5 | 18 |
| JSHC1265H-8R2M-G | 8.2 | 17 | 25 | 10 | 16 |
| JSHC1265H-100M-G | 10.0 | 16 | 25 | 10 | 15.5 |
| JSHC1265H-150M-G | 15.0 | 31 | 38 | 6 | 9 |
| JSHC1265H-220M-G | 22.0 | 42 | 48 | 5 | 7.5 |
| JSHC1265H-330M-G | 33.0 | 61 | 66 | 4 | 6.5 |
| JSHC1265H-470M-G | 47.0 | 80 | 90 | 3.5 | 5 |
| JSHC1265H-560M-G | 56.0 | 90 | 110 | 3 | 4 |
| JSHC1265H-680M-G | 68.0 | 92 | 123 | 2.5 | 3.5 |
| JSHC1265H-121M-G | 120.0 | 200 | 260 | 1.8 | 3 |
| JSHC1265H-151M-G | 150.0 | 246 | 298 | 1.6 | 2.5 |

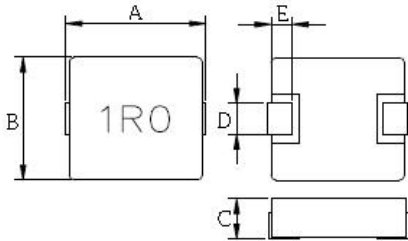
SMD POWER INDUCTORS:

JSHC1265 Series



JSHC1770 系 SPECIFICATION

外部尺寸 External Dimensions Unit:mm



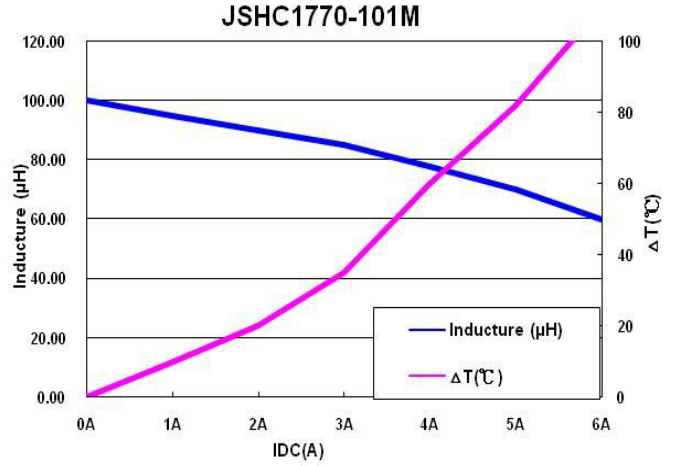
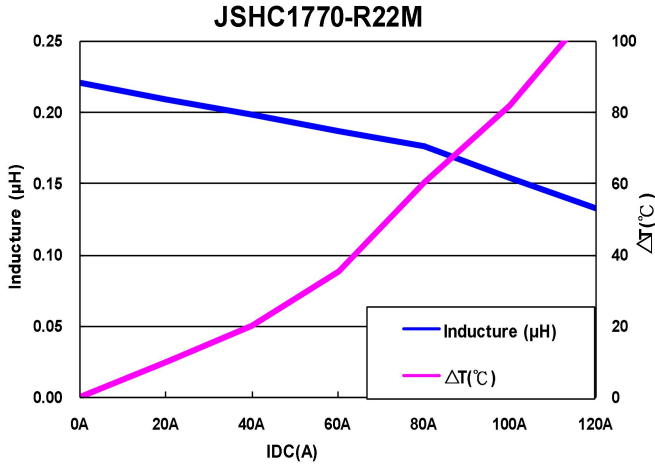
| Part No. | A(Max) | B(Max) | C(Max) | D | E |
|----------|--------|--------|--------|--------------|-------------|
| JSHC1770 | 19.0 | 17.5 | 7.0 | 11.7± 0.3 | 3.3± 0.5 |

电气特性 Electrical Characteristic

| PART NUMBER | INDUCTANCE Lo (μH) ±20% @0A | DCR (mΩ) | | HEAT RATING CURRENT (Idc) DC AMPS1 | SATURATION CURRENT (Isat) DC AMPS2 |
|---------------|-----------------------------------|----------|------|--|--|
| | | Typ. | Max | | |
| JSHC1770-R22M | 0.22 | 0.55 | 0.70 | 60 | 100 |
| JSHC1770-R33M | 0.33 | 0.7 | 0.8 | 55 | 90 |
| JSHC1770-R47M | 0.47 | 0.8 | 1.0 | 50 | 80 |
| JSHC1770-R56M | 0.56 | 0.9 | 1.15 | 46 | 70 |
| JSHC1770-R82M | 0.82 | 1.17 | 1.3 | 42 | 60 |
| JSHC1770-1R0M | 1.0 | 1.45 | 1.7 | 38 | 50 |
| JSHC1770-1R5M | 1.5 | 1.8 | 2.15 | 35 | 45 |
| JSHC1770-2R2M | 2.2 | 2.15 | 2.6 | 25 | 34 |
| JSHC1770-3R3M | 3.3 | 2.61 | 3.5 | 17 | 24 |
| JSHC1770-4R7M | 4.7 | 3.38 | 5 | 15 | 21 |
| JSHC1770-6R8M | 6.8 | 5.53 | 7.0 | 15 | 18 |
| JSHC1770-8R2M | 8.2 | 7 | 9 | 12 | 18 |
| JSHC1770-100M | 10 | 8 | 10 | 11 | 17 |
| JSHC1770-150M | 15 | 12 | 15 | 9 | 12 |
| JSHC1770-220M | 22 | 19.18 | 25 | 7 | 9.5 |
| JSHC1770-330M | 33 | 30.65 | 35 | 6.5 | 9 |
| JSHC1770-470M | 47 | 36.75 | 40 | 5.5 | 7.5 |
| JSHC1770-680M | 68 | 61 | 80 | 4 | 5 |
| JSHC1770-820M | 82 | 95.55 | 105 | 4 | 4.5 |
| JSHC1770-101M | 100 | 111 | 120 | 3 | 4 |

SMD POWER INDUCTORS:

JSHC1770 Series



NOTES:

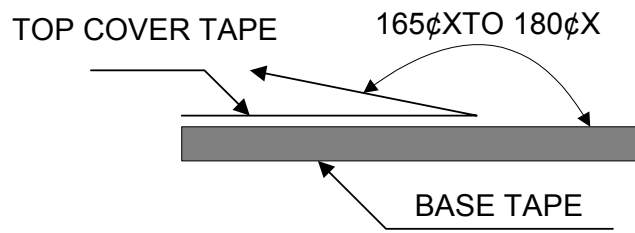
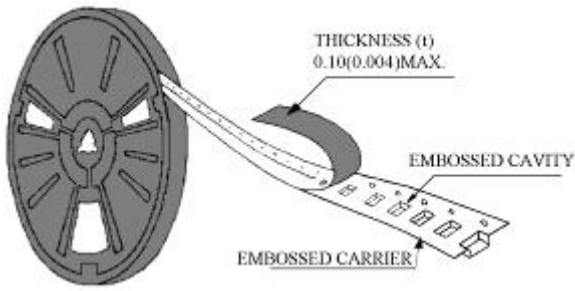
1. Idc : DC current (A) that will cause an approximate ΔT of 40°C
2. Isat : DC current (A) that will cause Lo to drop approximately 30%
3. All test data is referenced to 25°C ambient
4. Operating Temperature Range -40°C to +125°C
5. The part temperature (ambient + temp rise) should not exceed 125°C under the worst operating conditions. Circuit design, component placement, PWB trace size and thickness, airflow and other cooling provisions all affect the part temperature. Part temperature should be verified in the end application.
6. TEST FREQUENCY:100KHz, 0.25V
 TESTING INSTRUMENT L :Agilent4284A, WK4235, CH3302/G LCR METER
 CH1320, CH1320S BIAS CURRENT SOURCE
 Rdc :CH502BC MICRO OHMMETER

备注：以上为我司常规品特性需求，若客户有特殊需求，我司会根据客户需求进行设计。

Remark: the above requirements for our conventional product features, if customers have special requirements, we will design according to customer's requirements.

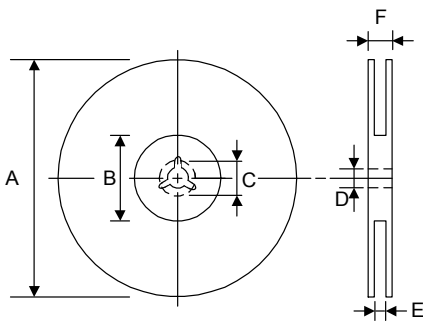
1.PACKAGING:

1.1 Peel-off Force:

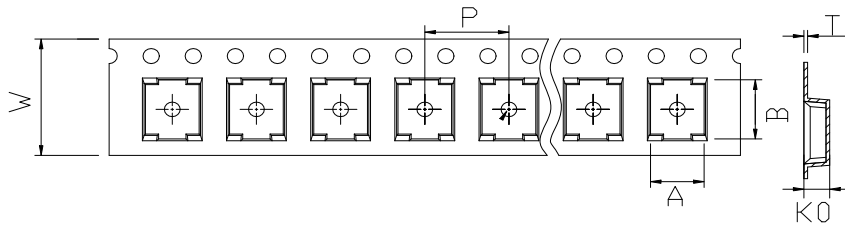


注：上盖带为自粘盖带，盖带剥离强度：20—120gf

1.2 Dimension (Unit: mm):



| TYPE | A | B | C | D | E | F |
|------|-----|-----|----------|----------|----------|-----------|
| 16mm | 330 | 100 | 21.0±0.8 | 13.0±1.0 | 16.0±0.5 | 20.0 ±2.0 |
| 24mm | 330 | 100 | 21.0±0.8 | 13.0±1.0 | 24.0±0.5 | 28.0 ±2.0 |
| 32mm | 330 | 100 | 21.0±0.8 | 13.0±1.0 | 32.0±0.5 | 36.0±2.0 |

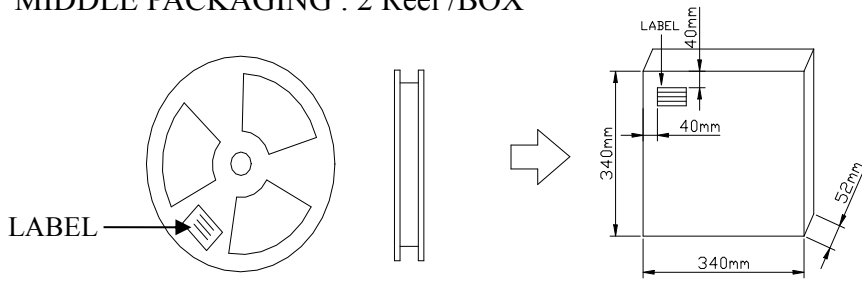


| TYPE | A | B | K0 | W | P | T | PCS/Reel |
|-----------|----------|-----------|----------|----------|---------|-----------|----------|
| JSHC0312H | 3.45±0.1 | 4.0±0.1 | 1.4±0.1 | 12±0.3 | 8.0±0.1 | 0.30±0.05 | 3000 |
| JSHC0320H | 3.45±0.1 | 4.0±0.1 | 2.2±0.1 | 12±0.3 | 8.0±0.1 | 0.30±0.05 | 3000 |
| JSHC0412H | 4.4±0.1 | 4.9±0.1 | 1.3±0.1 | 12±0.3 | 8.0±0.1 | 0.30±0.05 | 3000 |
| JSHC0415H | 4.4±0.1 | 4.9±0.1 | 1.6±0.1 | 12.0±0.3 | 8.0±0.1 | 0.30±0.05 | 3000 |
| JSHC0418H | 4.4±0.1 | 4.9±0.1 | 2.0±0.1 | 12.0±0.3 | 8.0±0.1 | 0.30±0.05 | 3000 |
| JSHC0420H | 4.4±0.1 | 4.9±0.1 | 2.2±0.1 | 12.0±0.3 | 8.0±0.1 | 0.30±0.05 | 3000 |
| JSHC0512H | 5.5±0.2 | 6.2±0.2 | 1.5±0.2 | 12.0±0.5 | 8.0±0.1 | 0.30±0.05 | 2500 |
| JSHC0515H | 5.5±0.2 | 6.2±0.2 | 1.7±0.2 | 12.0±0.5 | 8.0±0.1 | 0.30±0.05 | 2500 |
| JSHC0518H | 5.5±0.2 | 6.2±0.2 | 2.2±0.2 | 12.0±0.5 | 8.0±0.1 | 0.30±0.05 | 2500 |
| JSHC0520H | 5.5±0.2 | 6.2±0.2 | 2.2±0.2 | 12.0±0.5 | 8.0±0.1 | 0.30±0.05 | 2500 |
| JSHC0530H | 5.5±0.2 | 6.2±0.2 | 3.2±0.2 | 12.0±0.5 | 8.0±0.2 | 0.30±0.05 | 1500 |
| JSHC0540H | 5.5±0.2 | 6.2±0.2 | 4.2±0.2 | 12.0±0.5 | 8.0±0.2 | 0.30±0.05 | 1500 |
| JSHC0550H | 5.5±0.2 | 6.2±0.2 | 5.2±0.2 | 12.0±0.5 | 8.0±0.2 | 0.30±0.05 | 1500 |
| JSHC0560H | 5.5±0.2 | 6.2±0.2 | 6.2±0.2 | 12.0±0.5 | 8.0±0.2 | 0.30±0.05 | 1500 |
| JSHC0612H | 7.2±0.2 | 7.5±0.2 | 1.4±0.2 | 16.0±0.5 | 12±0.1 | 0.30±0.05 | 2000 |
| JSHC0615H | 7.2±0.2 | 7.5±0.2 | 1.7±0.2 | 16.0±0.5 | 12±0.1 | 0.30±0.05 | 2000 |
| JSHC0618H | 7.2±0.2 | 7.5±0.2 | 2.0±0.2 | 16.0±0.5 | 12±0.1 | 0.30±0.05 | 2000 |
| JSHC0620H | 7.2±0.2 | 7.5±0.2 | 2.3±0.2 | 16.0±0.5 | 12±0.1 | 0.30±0.05 | 2000 |
| JSHC0624H | 7.2±0.2 | 7.5±0.2 | 2.6±0.2 | 16.0±0.5 | 12±0.1 | 0.30±0.05 | 1500 |
| JSHC0630H | 7.2±0.2 | 7.5±0.2 | 3.2±0.2 | 16.0±0.5 | 12±0.1 | 0.30±0.05 | 1000 |
| JSHC0640H | 7.2±0.2 | 7.5±0.2 | 4.2±0.2 | 16.0±0.5 | 12±0.1 | 0.30±0.05 | 1000 |
| JSHC0650H | 7.2±0.2 | 7.5±0.2 | 5.2±0.2 | 16.0±0.5 | 12±0.1 | 0.30±0.05 | 1000 |
| JSHC0660H | 7.2±0.2 | 7.5±0.2 | 6.2±0.2 | 16.0±0.5 | 12±0.1 | 0.30±0.05 | 1000 |
| JSHC0830H | 8.4±0.2 | 9.55±0.2 | 3.2±0.2 | 24.0±0.5 | 12±0.1 | 0.35±0.05 | 1000 |
| JSHC0840H | 8.4±0.2 | 9.55±0.2 | 4.2±0.2 | 24.0±0.5 | 12±0.1 | 0.35±0.05 | 1000 |
| JSHC0850H | 8.4±0.2 | 9.55±0.2 | 5.2±0.2 | 24.0±0.5 | 12±0.1 | 0.35±0.05 | 1000 |
| JSHC1030H | 10.6±0.2 | 11.45±0.2 | 3.2±0.2 | 24.0±0.5 | 16±0.1 | 0.35±0.05 | 1000 |
| JSHC1040H | 10.6±0.2 | 11.45±0.2 | 4.2±0.2 | 24.0±0.5 | 16±0.1 | 0.35±0.05 | 1000 |
| JSHC1050H | 10.6±0.2 | 11.45±0.2 | 5.2±0.2 | 24.0±0.5 | 16±0.1 | 0.35±0.05 | 750 |
| JSHC1060H | 10.6±0.2 | 11.45±0.2 | 6.2±0.2 | 24.0±0.5 | 16±0.1 | 0.35±0.05 | 700 |
| JSHC1235H | 13.1±0.2 | 14.5±0.2 | 3.7±0.25 | 24.0±0.5 | 16±0.1 | 0.40±0.05 | 500 |
| JSHC1240H | 13.1±0.2 | 14.5±0.2 | 4.2±0.25 | 24.0±0.5 | 16±0.1 | 0.40±0.05 | 500 |
| JSHC1250H | 13.1±0.2 | 14.5±0.2 | 4.2±0.25 | 24.0±0.5 | 16±0.1 | 0.40±0.05 | 500 |
| JSHC1260H | 13.1±0.2 | 14.5±0.2 | 4.2±0.25 | 24.0±0.5 | 16±0.1 | 0.40±0.05 | 400 |
| JSHC1265H | 13.1±0.2 | 14.5±0.2 | 4.2±0.25 | 24.0±0.5 | 16±0.1 | 0.40±0.05 | 400 |
| JSHC1770H | 17.1±0.2 | 17.5±0.2 | 7.2±0.15 | 32.0±0.5 | 24±0.1 | 0.40±0.05 | 400 |

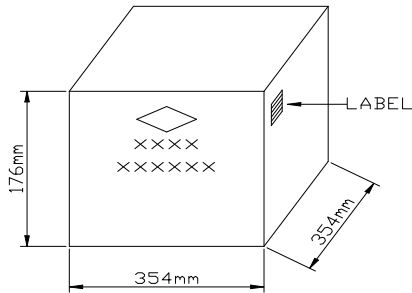
1.3 Taping Quantity:

1.3.1 02系/03系/04系/05系/06系/08系 CARTON:

MIDDLE PACKAGING : 2 Reel /BOX

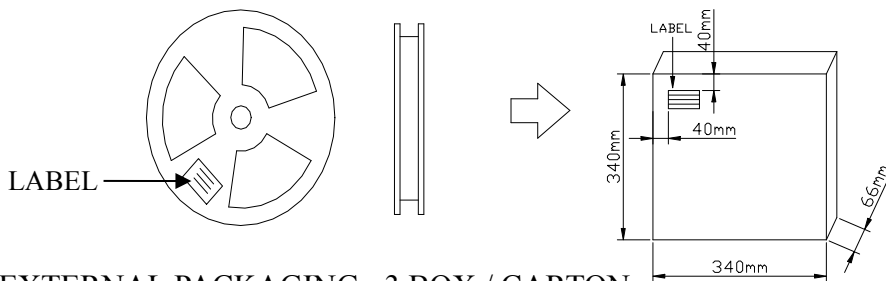


EXTERNAL PACKAGING : 3 BOX / CARTON

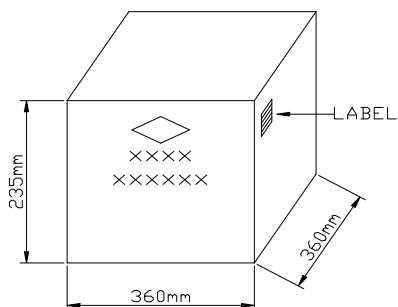


1.3.2 10系/12系/17系 CARTON:

MIDDLE PACKAGING : 2 Reel /BOX



EXTERNAL PACKAGING : 3 BOX / CARTON

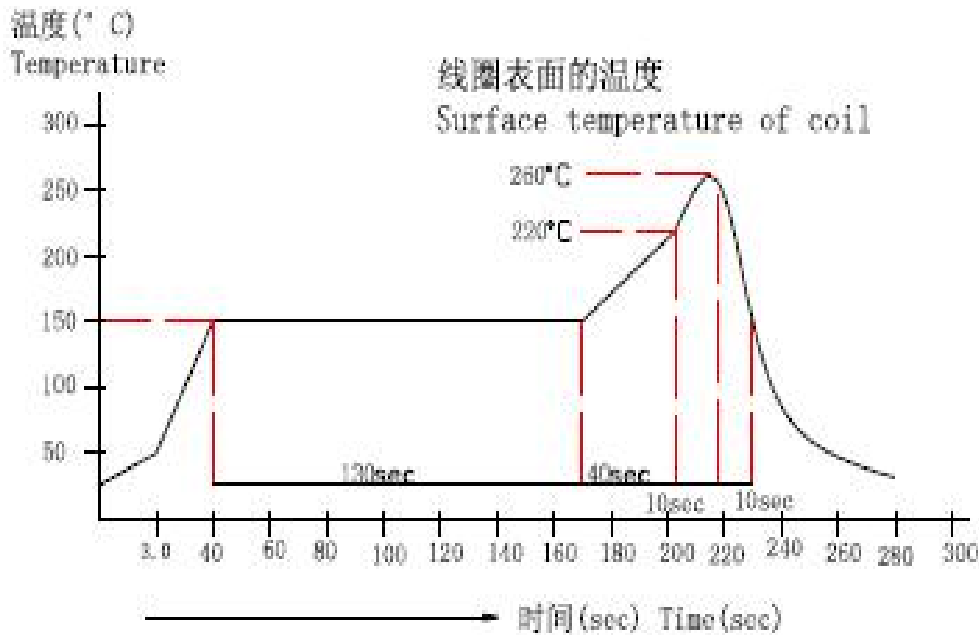


2.0 RELIABILITY TEST

| *Mechanical | | |
|------------------------------|---|--|
| Solder ability | New solder shall cover 95% minimum of the surface immersed. | Electrode shall be immersed in flux at room temperature and then shall be immersed in solder bath after preheat. Preheat 160±10℃ , 90 sec Soldering 245±5℃ , 3±1 sec |
| bending | Change from an initial value Inductance: within ± 10% | Apply pressure gradually in the direction of the arrow at a rate of about 0.5mm/s until bent depth reaches 2mm and hold for 30 sec. Board : 40*100mm , thickness: 1.6mm |
| Adhesion strength | Change from an initial value Inductance: within ± 10% | A static load using a R0.5 pressing tool shall be applied to the body of the specimen in the direction of the arrow and shall be hold for 60±5 sec. Me sure after removing pressure. |
| Vibration | Change from an initial value Inductance: within ± 10% | The specimen shall be subjected to a vibration of 1.5mm amplitude, sweep frequency 10~55Hz(10Hz to 55Hz to 10Hz in a period of one minute) for 2hr in each of 3(X,Y,Z) axes. |
| Resistance to soldering heat | Change from an initial value Inductance: within ± 10% | 1.Reflow soldering method Preheat 150~180℃ , 90~120sec Peak temp. 260℃(230℃ over 60~120 Sec.) The specimen shall be subjected to the reflow process under the above condition 2 times. Test board shall be 0.8mm thick. Base material shall be glass epoxy resin. 2.Soldering iron method Bit temperature 230± 7℃ Period of soldering 3sec 3.The specimen shall be stored at standard atmospheric conditions for 1 hr in prior to the measurement. |

| Item | Specification | Test method |
|---------------------------------|---|--|
| *Climatic test | | |
| Low temperature store | Change from an initial value Inductance: within $\pm 10\%$ | Store temperature $-40\pm 2^{\circ}\text{C}$ for total 1000hr. |
| High temperature store | Change from an initial value Inductance: within $\pm 10\%$ | Store temperature $+125\pm 2^{\circ}\text{C}$ for total 1000hr. |
| Thermal shock | Inductance change: Within $\pm 10\%$ without distinct damage in appearance | Repeat 100 cycle as follow: ($-40\pm 2^{\circ}\text{C}$, 30 ± 3 minutes)-> (Room temperature, 5 minutes)-> ($+80\pm 2^{\circ}\text{C}$, 30 ± 3 minutes) ->(Room temperature, 5 minutes) Then it shall be stabilized under standard atmospheric conditions for 24hr before measurement. |
| Constant temperature & humidity | Change from an initial value Inductance: within $\pm 10\%$ | Test temperature $80\pm 2^{\circ}\text{C}$ Test humidity $85\pm 1\% \text{RH}$ For total $96\pm 1\text{H}$ |
| Insulating Resistance | Over $1000\text{M}\Omega$ at 100V DC between coil and core | |

Recommended Reflow Soldering Profile:



重庆金籁科技股份有限公司
 传真: 023-81850171
 全国服务热线: 400-114-9558
 地址: 重庆市丰都县水天坪工业园区
 网址: <http://www.cqjinlai.com>



<http://www.cqjinlai.com>

X-ON Electronics

Largest Supplier of Electrical and Electronic Components

Click to view similar products for [Fixed Inductors](#) category:

Click to view products by [Jinlai](#) manufacturer:

Other Similar products are found below :

[CR32NP-151KC](#) [CR32NP-180KC](#) [CR32NP-181KC](#) [CR32NP-1R5MC](#) [CR32NP-390KC](#) [CR32NP-3R9MC](#) [CR32NP-680KC](#) [CR32NP-820KC](#) [CR32NP-8R2MC](#) [CR43NP-390KC](#) [CR43NP-560KC](#) [CR43NP-680KC](#) [CR54NP-181KC](#) [CR54NP-470LC](#) [CR54NP-820KC](#) [CR54NP-8R5MC](#) [70F224AI](#) [MGDQ4-00004-P](#) [MHL1ECTTP18NJ](#) [MHQ1005P10NJ](#) [MHQ1005P1N0S](#) [MHQ1005P2N4S](#) [MHQ1005P3N6S](#) [MHQ1005P5N1S](#) [MHQ1005P8N2J](#) [PE-51506NL](#) [PE-53601NL](#) [PE-53602NL](#) [PE-53630NL](#) [PE-53824SNLT](#) [PE-92100NL](#) [PG0434.801NLT](#) [PG0936.113NLT](#) [9220-20](#) [9310-16](#) [PM06-2N7](#) [PM06-39NJ](#) [A01TK](#) [1206CS-471XJ](#) [HC2LP-R47-R](#) [HC2-R47-R](#) [HC3-2R2-R](#) [HCF1305-3R3-R](#) [1206CS-151XG](#) [RCH664NP-140L](#) [RCH664NP-4R7M](#) [RCH8011NP-221L](#) [RCP1317NP-332L](#) [RCP1317NP-391L](#) [RCR1010NP-470M](#)