


Polymer PTC Resettable Fuse JK130 Series

Features:

- ✧ Radial leded Devices
- ✧ Cured, flame retardant epoxy polymer insulating material meets UL94V-0
- ✧ Rohs compliant and lead-free



Product Dimensions

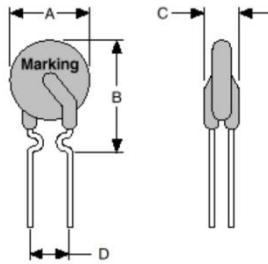


Fig.1

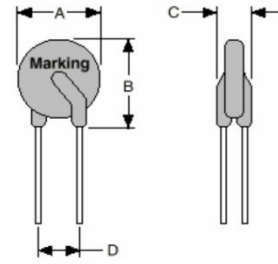


Fig.2

Unit :mm

JK130 Series

Model	Dimensions (mm)				Lead material	Shape
	A(max)	B(max)	C(max)	D(typ)	Tinned matel(mm)	Fig
JK130-010	7.4	12.7	3.8	5.1	22AWG/Φ0.6	1
JK130-015	7.4	13.0	3.8	5.1	22AWG/Φ0.6	1
JK130-017	7.4	13.5	3.8	5.1	22AWG/Φ0.6	1
JK130-020	7.6	13.5	3.8	5.1	22AWG/Φ0.6	1
JK130-025	7.6	13.5	3.8	5.1	22AWG/Φ0.6	1
JK130-030	8.0	14.0	3.8	5.1	22AWG/Φ0.6	1
JK130-040	9.4	15.0	3.8	5.1	22AWG/Φ0.6	1
JK130-050	10.2	15.2	3.8	5.1	22AWG/Φ0.6	1
JK130-065	12.8	18.0	3.8	5.1	22AWG/Φ0.6	1
JK130-075	12.8	18.0	3.8	5.1	22AWG/Φ0.6	1
JK130-090	14.5	19.6	3.8	5.1	20AWG/Φ0.8	2
JK130-110	16.3	21.3	3.8	5.1	20AWG/Φ0.8	2
JK130-135	17.0	22.0	3.8	5.1	20AWG/Φ0.8	2
JK130-160	20	25	3.8	5.1	20AWG/Φ0.8	2
JK130-185	22	23	3.8	5.1	20AWG/Φ0.8	2
JK130-200	25	27	3.8	10.2	20AWG/Φ0.8	2

ShenZhen JinRui Electronic Material Co.,Ltd

TEL: 0755-26546327 29356619

Web Site: <http://www.jkpptc.com>

Add: Jinke Industry Park ,No. 310,Wuhe Road ,Guanlan,Longhua,Shenzhen ,Guangdong

Specifications are subject to change without notice !

FAX: 0755-26546562

E-mail: customer@jkpptc.com



JK130-250	27	32	3.8	10.2	20 AWG/Φ0.8	2
-----------	----	----	-----	------	-------------	---

Note: ① Dimensions A, B, C is the maximum size, D values are typical tolerance of $\pm 0.75\text{mm}$.

Thermal Derating Chart-IH (A) JK130 Series

Model	Maximum ambient operating temperatures ($^{\circ}\text{C}$)									
	-40 $^{\circ}\text{C}$	-20 $^{\circ}\text{C}$	0 $^{\circ}\text{C}$	25 $^{\circ}\text{C}$	30 $^{\circ}\text{C}$	40 $^{\circ}\text{C}$	50 $^{\circ}\text{C}$	60 $^{\circ}\text{C}$	70 $^{\circ}\text{C}$	85
JK130 series	147%	132%	118%	100%	90%	85%	76%	67%	60%	47%

Electrical Characteristic

Model	I _{hold} (A)	I _{trip} (mA)	V _{max interrupt} (V)	I _{max} (A)	P _{d max} (W)	Maximum Time to Trip		Resistance(Ω)
						Current (A)	Time (S)	R _{min} - R _{max}
JK130-010	0.10	0.20	130	3	0.8	0.5	6	2.5-9.0
JK130-015	0.15	0.30	130	3	0.8	0.75	5.5	2.5-7.5
JK130-017	0.17	0.34	130	3	0.8	0.85	5.2	1.5-7.0
JK130-020	0.20	0.40	130	3	0.8	1.0	5.0	1.9-4.0
JK130-025	0.25	0.50	130	3	1.0	1.25	4.8	1.45-3.50
JK130-030	0.30	0.60	130	3	1.0	1.5	4.5	1.0-3.0
JK130-040	0.40	0.80	130	3	1.0	2.0	4.5	0.75-2.0
JK130-050	0.50	1.0	130	3	1.0	2.5	5.0	0.50-1.60
JK130-065	0.65	1.3	130	10	1.0	3.25	5.2	0.45-1.0
JK130-075	0.75	1.5	130	10	1.0	3.75	5.5	0.40-0.90
JK130-090	0.90	1.8	130	10	1.5	4.5	5.8	0.30-0.70
JK130-110	1.10	2.2	130	10	1.8	5.5	6.3	0.20-0.65
JK130-135	1.35	2.7	130	10	1.8	6.75	7.5	0.15-0.60
JK130-160	1.60	3.2	130	10	2.0	8.0	8	0.10-0.50
JK130-185	1.85	3.7	130	10	2.0	9.25	9	0.10-0.40
JK130-200	2.00	4.0	130	10	2.2	10.0	10	0.10-0.30
JK130-250	2.50	5.0	130	10	2.5	12.5	12	0.05-0.25

I_H=Hold current:maximum current at which the device will not trip at 25 $^{\circ}\text{C}$ still air.

I_T=Trip current:minimum current at which the device will nalways at 25 $^{\circ}\text{C}$ still air.

V_{max}=Maximum voltage device can withstand without damage at rated current.

I_{max}=Maximum fault current device can withstand tithout damage at rated voltage.

T_{trip}=Maximum time to trip(s) at assigned current.

P_d=Typical power dissipation:typical amount of power dissipated by the decide when in state air environment.

R_{min}=Minimum device resistance at 25 $^{\circ}\text{C}$ prior to tripping.

R_{max}=Maximum device resistance at 25 $^{\circ}\text{C}$ prior to tripping.

Shenzhen JinRui Electronic Material Co.,Ltd

TEL: 0755-26546327 29356619

Web Site: <http://www.jkpptc.com>

Add: Jinke Industry Park ,No. 310,Wuhe Road ,Guanlan,Longhua,Shenzhen ,Guangdong


Specifications are subject to change without notice !

FAX: 0755-26546562

E-mail:customer@jkpptc.com

Marking System

J K □ □ — □ □ □



Environmental Specifications

Test	Conditions	Resistance change
Passive aging	+85°C, 1000hrs	±8% typical
Humidity aging	+85°C, 85%R.H.1000hrs	±8% typical
Thermal shock	+125°C to -55°C, 10times	±12% typical
Resistance to solvent	MIL-STD-202, Method 215	No change
Vibration	MIL-STD-202, Method 201	No change

Solder reflow conditions

Wave Soldering

Soldering Temperature:260°C~270°C

Soldering Time:≤3sec.

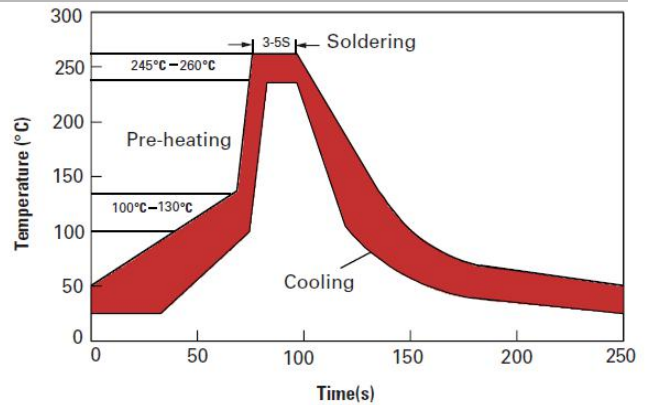
Soldering Position: Resettable fuse wire and the bottom ≥ 6mm。

Manual soldering

Soldering Temperature:250°C~280°C

Soldering Time: ≤3sec.

Soldering Position: Resettable fuse wire and the bottom ≥ 6mm。



Packaging and Storage

Bag quantity

JK130-010~JK130-065 1000Pcs/Bag

JK130-075~JK130-200 500 Pcs/Bag

Shenzhen JinRui Electronic Material Co.,Ltd

TEL: 0755-26546327 29356619

Web Site: <http://www.jkpptc.com>

Add: Jinke Industry Park ,No. 310,Wuhe Road ,Guanlan,Longhua,Shenzhen ,Guangdong

Specifications are subject to change without notice !

FAX: 0755-26546562

E-mail:customer@jkpptc.com



Storage

The maximum ambient temperature shall not exceed 40°C. Storage temperatures higher than 40°C could result in the deformation of packaging materials. The maximum relative humidity recommended for storage is 70%. High humidity with high temperature can accelerate the oxidation of the solder plating on the termination and reduce the solderability of the components. Sealed plastic bags with desiccant shall be used to reduce the oxidation of the termination and shall only be opened prior to use. The products shall not be stored in areas where harmful gases containing sulfur or chlorine are present.

Warning:

Please read this specification before use the product.

Using of this product must be sure to follow the requirement of this specification, operation beyond the specified maximum ratings or improper use may result in damage and possible electrical arcing and flame.

PPTC resettable fuses are intended for occasional over current protection. Application for repeated over current condition or prolonged trip are not anticipated.

Please avoid contact of PPTC resettable fuses with chemical solvent. Prolonged contact will damage the device performance. You are requested not to use our product deviating from the agreed specifications.

Shenzhen JinRui Electronic Material Co.,Ltd

TEL: 0755-26546327 29356619

Web Site: <http://www.jkpptc.com>

Add: Jinke Industry Park ,No. 310,Wuhe Road ,Guanlan,Longhua,Shenzhen ,Guangdong

FAX: 0755-26546562

E-mail: customer@jkpptc.com

Specifications are subject to change without notice !

X-ON Electronics

Largest Supplier of Electrical and Electronic Components

Click to view similar products for [Resettable Fuses - PPTC](#) category:

Click to view products by [Jinrui Electronic Materials](#) manufacturer:

Other Similar products are found below :

[RF0077-000](#) [RF3256-000](#) [RF3281-000](#) [RF3301-000](#) [RF3344-000](#) [RF3350-000](#) [RF3382-000](#) [SMD125-2](#) [RF2531-000](#) [RF2873-000](#) [RF3060-000](#) [RF3288-000](#) [TR600-150Q-B-0.5-0.130](#) [RXE090](#) [5E4795/04-1502](#) [TRF250-080T-B-1.0-0.125](#) [SMD100-2](#) [NIS5452MT1TXG](#) [NIS5431MT1TXG](#) [SMD250-2](#) [0ZCM0001FF2G](#) [0ZCM0003FF2G](#) [0ZCM0004FF2G](#) [F95456-000](#) [RS30-090](#) [RS30-600](#) [RS30-700](#) [RS30-800](#) [RS30-900](#) [RS60RB-005](#) [RS60RB-010](#) [RS60RB-020](#) [RS60RB-025](#) [RS60RB-050](#) [RS60RB-075](#) [RS60RB-160](#) [RS60SB-110](#) [RS60SB-135](#) [SB250-145](#) [SB250-030](#) [SB250-040](#) [SB250-200](#) [SB250-600](#) [R60-375](#) [K60X005](#) [K250R120](#) [0ZCH0110AF2E](#) [0603L001/60YR](#) [0603L003/36YR](#) [SMD0805-020C-24V](#)