


Polymer PTC Resettable JK16 Series

Features:

- ✧ RoHS Compliant & Halogen Free
- ✧ Radial leaded Devices
- ✧ Cured, flame retardant epoxy polymer insulating material meets UL94V-0 requirements
- ✧ Operation Current: 0.1A~14A , Maximum Voltage: 16Vdc, Operating Temperature: -40°C TO 85°C
- ✧ Agency recognition: TUV



Product Dimensions

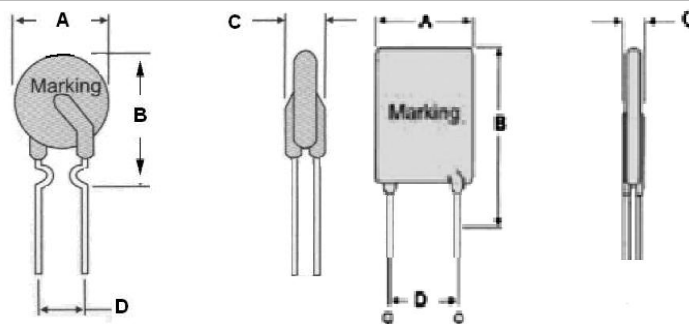


Fig.1Fig.2

Unit : mm

JK16 Series

Model	Dimensions (mm)				Lead material	Shape
	A(max)	B(max)	C(max)	D(typ)	Tinned matel(mm)	Fig
JK16-010(T)	5.5	12.0	3.0	5.1	24 AWG/Φ0.5	1
JK16-025(T)	5.5	12.0	3.0	5.1	24 AWG/Φ0.5	1
JK16-030(T)	5.5	12.0	3.0	5.1	24 AWG/Φ0.5	1
JK16-050(T)	5.5	12.0	3.0	5.1	24 AWG/Φ0.5	1
JK16-075(T)	7.4	13.5	3.0	5.1	24 AWG/Φ0.5	1
JK16-090(T)	7.4	13.5	3.0	5.1	24 AWG/Φ0.5	1
JK16-110(T)	7.4	13.5	3.0	5.1	24 AWG/Φ0.5	1
JK16-135(T)	7.4	13.5	3.0	5.1	24 AWG/Φ0.5	1
JK16-160(T)	7.4	14.0	3.0	5.1	24 AWG/Φ0.5	1
JK16-200(T)	9.0	12.0	3.0	5.1	24 AWG/Φ0.5	2
JK16-300	9.0	12.0	3.0	5.1	20 AWG/Φ0.8	2
JK16-400	10.0	13.0	3.0	5.1	20 AWG/Φ0.8	2
JK16-500	10.0	17.5	3.0	5.1	20 AWG/Φ0.8	2

ShenZhen JinRui Electronic Material Co.,Ltd

TEL: 0755-26546327 29356619

Web Site: <http://www.jkpptc.com>

Add: JinKe Industry Park ,No. 310,Wuhe Road ,Guanlan,Longhua,Shenzhen ,Guangdong。

FAX: 0755-26546562

E-mail:customer@jkpptc.com

Specifications are subject to change without notice !



JK16-600	13.5	17.5	3.0	5.1	20 AWG/Φ0.8	2
JK16-700	13.5	23.0	3.0	5.1	20 AWG/Φ0.8	2
JK16-800	13.5	23.0	3.0	5.1	20 AWG/Φ0.8	2
JK16-900	15.0	24.0	3.0	5.1	20 AWG/Φ0.8	2
JK16-1000	18.0	26.0	3.0	5.1	20 AWG/Φ0.8	2
JK16-1100	18.0	26.0	3.0	5.1	20 AWG/Φ0.8	2
JK16-1200	22.5	26.0	3.0	10.2	20 AWG/Φ0.8	2
JK16-1300	24.0	30.0	3.0	10.2	20 AWG/Φ0.8	2
JK16-1400	24.0	30.0	3.0	10.2	20 AWG/Φ0.8	2

Note: ① Dimensions A, B, C is the maximum size, D values are typical tolerance of $\pm 0.50\text{mm}$

Thermal Derating Chart-IH (A)

JK16 Series

Model	Maximum ambient operating temperatures (°C)									
	-40	-20	0	25	40	50	60	70	80	85
JK16-010(T)	0.14	0.13	0.12	0.1	0.09	0.08	0.08	0.07	0.06	0.04
JK16-025(T)	0.37	0.33	0.3	0.25	0.24	0.22	0.2	0.17	0.15	0.11
JK16-030(T)	0.44	0.39	0.36	0.3	0.28	0.26	0.24	0.21	0.18	0.14
JK16-050(T)	0.74	0.66	0.6	0.5	0.48	0.44	0.4	0.35	0.30	0.23
JK16-075(T)	1.11	0.99	0.9	0.75	0.72	0.66	0.6	0.53	0.45	0.35
JK16-090(T)	1.33	1.18	1.08	0.9	0.86	0.79	0.72	0.63	0.54	0.42
JK16-110(T)	1.62	1.45	1.32	1.1	1.05	0.96	0.88	0.78	0.67	0.51
JK16-135(T)	1.99	1.78	1.62	1.35	1.29	1.18	1.08	0.95	0.82	0.63
JK16-160(T)	2.36	2.11	1.92	1.6	1.53	1.40	1.28	1.13	0.97	0.75
JK16-200(T)	2.96	2.64	2.4	2	1.92	1.76	1.6	1.42	1.22	0.94
JK16-300	4.44	3.96	3.6	3	2.88	2.64	2.4	2.13	1.83	1.41
JK16-400	5.92	5.28	4.8	4	3.84	3.52	3.2	2.84	2.44	1.88
JK16-500	7.4	6.6	6	5	4.8	4.4	4	3.55	3.05	2.35
JK16-600	8.88	7.92	7.2	6	5.76	5.28	4.8	4.26	3.66	2.82
JK16-700	10.36	9.24	8.4	7	6.72	6.16	5.6	4.97	4.27	3.29
JK16-800	11.84	10.56	9.6	8	7.68	7.04	6.4	5.68	4.88	3.76
JK16-900	13.32	11.88	10.8	9	8.64	7.92	7.2	6.39	5.49	4.23
JK16-1000	14.8	13.2	12	10	9.6	8.8	8	7.1	6.1	4.7
JK16-1100	16.28	14.52	13.2	11	10.56	9.68	8.8	7.81	6.71	5.17
JK16-1200	17.76	15.84	14.4	12	11.52	10.56	9.6	8.52	7.32	5.64
JK16-1300	19.24	17.16	15.6	13	12.48	11.44	10.4	9.23	7.93	6.11
JK16-1400	20.72	18.48	16.8	14	13.44	12.32	11.2	9.94	8.54	6.58

ShenZhen JinRui Electronic Material Co.,Ltd

TEL: 0755-26546327 29356619

Web Site: <http://www.jkpptc.com>

Add: JinKe Industry Park ,No. 310,Wuhe Road ,Guanlan,Longhua,Shenzhen ,Guangdong.


Specifications are subject to change without notice !

FAX: 0755-26546562

E-mail: customer@jkpptc.com

Electrical Characteristic
JK16 Series

Model	I _{Hold} (A)	I _{Trip} (A)	V _{max}	I _{max}	P _{d Max}	Maximum Time to Trip		Nominal resistance (mΩ)	
			V _(DC)	A	W	Current (A)	Time (S)	R _{min}	R _{max}
JK16-010(T)	0.1	0.3	16	100	0.38	0.5	5	1500	7500
JK16-025(T)	0.25	0.5	16	100	0.45	1.25	5	500	1950
JK16-030(T)	0.3	0.6	16	100	0.49	1.5	5	300	700
JK16-050(T)	0.5	1.0	16	100	0.56	2.5	5	200	500
JK16-075(T)	0.75	1.5	16	100	0.72	3.75	5	100	260
JK16-090(T)	0.9	1.8	16	100	0.83	4.5	5	90	180
JK16-110(T)	1.1	2.2	16	100	0.94	5.5	5	60	150
JK16-135(T)	1.35	2.7	16	100	1.2	6.75	5	40	130
JK16-160(T)	1.6	3.2	16	100	1.4	8	5	40	110
JK16-200(T)	2	4	16	100	2.2	6	15	35	75
JK16-300	3	6	16	100	2.3	9	15	20	60
JK16-400	4	8	16	100	2.4	12	15	20	40
JK16-500	5	10	16	100	2.6	15	15	14	25
JK16-600	6	12	16	100	2.8	18	15	10	21
JK16-700	7	14	16	100	3.0	21	15	8	15
JK16-800	8	16	16	100	3.0	24	15	6	13
JK16-900	9	18	16	100	3.3	27	25	4	12
JK16-1000	10	20	16	100	3.7	30	30	4	11
JK16-1100	11	22	16	100	3.7	33	30	3	9
JK16-1200	12	24	16	100	4.2	36	30	3	8
JK16-1300	13	26	16	100	4.2	39	50	3	8
JK16-1400	14	28	16	100	4.2	40	50	3	7

Marking System

ShenZhen JinRui Electronic Material Co.,Ltd

TEL: 0755-26546327 29356619

 Web Site: <http://www.jkpptc.com>

Add: JinKe Industry Park ,No. 310,Wuhe Road ,Guanlan,Longhua,Shenzhen ,Guangdong。

Specifications are subject to change without notice !

FAX: 0755-26546562

 E-mail: customer@jkpptc.com

Test Procedures And Requirements
JK16 Series

Test	Test Conditions	Accept/Reject Criteria
Resistance	In still air @ 25°C	$R_{min} \leq R \leq R_{max}$
Time to Trip	Specified current, V_{max} , 25°C	Tmaximum Time to Trip
Hold Current	60min, at I_H	No trip
Trip Cycle Life	V_{max} , I_{max} , 100cycles	No arcing or burning
Trip Endurance	V_{max} , 24hours	No arcing or burning

Physical Characteristics and Environmental Specifications
Physical Characteristics
JK16 Series

Test	Conditions	Resistance change
Passive aging	+85°C, 1000hrs	±8% typical
Humidity aging	+85°C, 85%R.H.1000hrs	±8% typical
Thermal shock	+125°C to -55°C, 10times	±12% typical
Resistance to solvent	MIL-STD-202, Method 215	No change
Vibration	MIL-STD-202, Method 201	No change

Operation Condition

1 Ambient temperature: -40°C~85°C

2 Humidity: ≤95%HR(40°C)

3 Atmospheric pressure: 86Kpa ~106Kpa.

4 Vibration frequency: 10Hz ~ 50Hz.

5 Acceleration: 98m/s².

6 Storage temperature: -40°C~85°C.

7Soldering

7.1 Wave Soldering:

Soldering Temperature:240°C~270°C

Soldering Time:≤5sec.

Soldering Position: Resettable fuse wire and the bottom ≥ 6mm。

ShenZhen JinRui Electronic Material Co.,Ltd

TEL: 0755-26546327 29356619

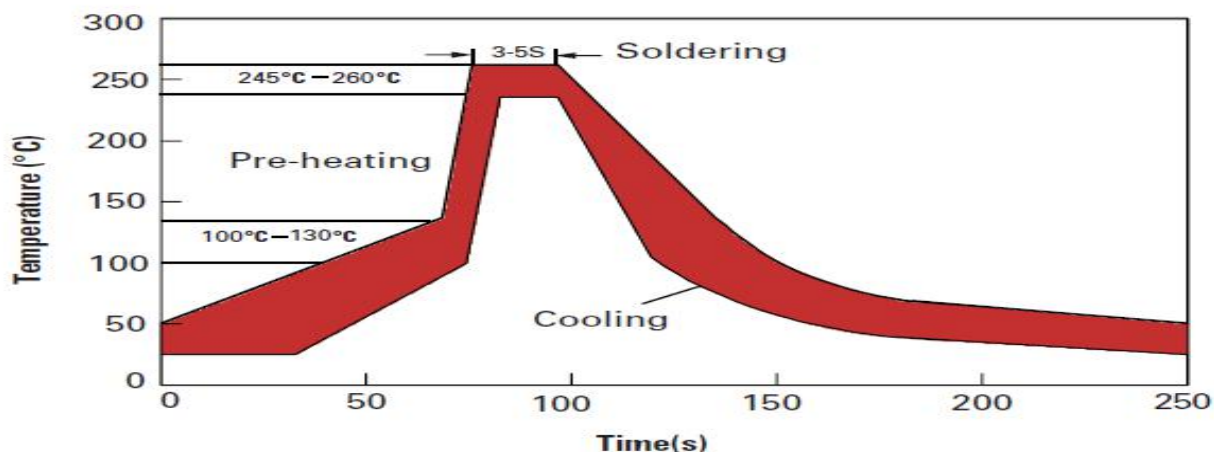
FAX: 0755-26546562

Web Site: <http://www.jkpptc.com>

E-mail:customer@jkpptc.com

Add: JinKe Industry Park ,No. 310,Wuhe Road ,Guanlan,Longhua,Shenzhen ,Guangdong。

Specifications are subject to change without notice !



recommended curve

7.2 Manual soldering

Soldering Temperature: 280°C~300°C

Soldering Time: ≤2sec.

Soldering Position: Resettable fuse wire and the bottom ≥ 6mm。

Electrical Specifications:

I_H =Hold current: maximum current at which the device will not trip at 25°C still air.

I_T =Trip current: minimum current at which the device will always trip at 25°C still air.

V_{max} =Maximum voltage device can withstand without damage at rated current.

I_{max} =Maximum fault current device can withstand without damage at rated voltage.

T_{trip} =Maximum time to trip (s) at assigned current.

P_d =Typical power dissipation: typical amount of power dissipated by the device in state air environment.

R_{min} =Minimum device resistance at 25°C prior to tripping.

R_{max} =Maximum device resistance at 25°C prior to tripping.

Packaging and Storage

JK16-010(T)~JK16-600 1000Pcs/Bag or 2000Pcs/Box

JK16-700~JK16-900 500 Pcs/Bag

JK16-1000~JK16-1400 200 Pcs/Bag

Warning:

PPTC devices are intended for protection against occasional over-current or over-temperature fault conditions, and should not be used when repeated fault conditions are anticipated. Operation beyond maximum ratings of improper use may result in device damage and possible electrical arcing and flame.

Notes:

The specification is intended to present application, product and technical data to assist the user in selecting PPTC circuit production devices. However, users should independently evaluate and test the suitability of each product. JinRui makes no warranties as to the accuracy or completeness of the information and disclaims any liability resulting from its use. JinRui's only obligations are those in the JinRui Standard Terms and Conditions of Sale and in no case will JinRui be liable for any incidental, indirect, or consequential damages arising from the sale, resale, or misuse of its products. JinRui reserves the right to change or update, without notice, any information contained in this specification.

X-ON Electronics

Largest Supplier of Electrical and Electronic Components

Click to view similar products for [Resettable Fuses - PPTC category](#):

Click to view products by [Jinrui Electronic Materials manufacturer](#):

Other Similar products are found below :

[RF0077-000](#) [RF0627-000](#) [RF3301-000](#) [RF3382-000](#) [SMD125-2](#) [RF1973-000](#) [RF2531-000](#) [RF2873-000](#) [RF3060-000](#) [TR600-150Q-B-0.5-0.130](#) [RXE090](#) [5E4795/04-1502](#) [TRF250-080T-B-1.0-0.125](#) [SMD100-2](#) [NIS5431MT1TXG](#) [SMD250-2](#) [RS30-090](#) [RS30-600](#) [RS30-800](#) [RS30-900](#) [RS60RB-160](#) [RS60SB-250](#) [SB250-145](#) [OZCH0110AF2E](#) [0603L001/60YR](#) [0603L003/36YR](#) [BK250-120-SZ-E0.6](#) [BK60-010-DI-E0.5](#) [BK250-040-DY-E0.6](#) [RF2631-000](#) [NIS5420MT2TXG](#) [NIS5420MT3TXG](#) [NIS6420MT1TWG](#) [RF5032-000](#) [RF5051-000](#) [RF5034-000](#) [RF5105-000](#) [RF5062-000](#) [RF5055-000](#) [RF5052-000](#) [2920L075/72MR](#) [BSMD0603-025-24V](#) [BSMD0402L-005](#) [BSMD0603-010-9V](#) [BSMD1812-020-60V](#) [BSMD2920-400-30V](#) [BSMD0603-010-12V](#) [BSMD0805-035-30V](#) [BSMD1210-150-16V](#) [BSMD0805-003-60V](#)