

Polymer PTC Resettable Fuse JK600 Series

Features:

- ◇ Radial leaded Devices
- ◇ Cured, flame retardant epoxy polymer insulating material meets UL94V-0
- ◇ Rohs compliant and lead-free



Product Dimensions

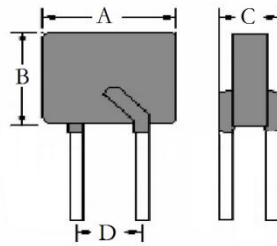


Fig1  
JK600 Series

Model	Dimensions (mm)				Lead material Tinned matel(mm)	Shape Fig
	A(max)	B(max)	C(max)	D(typ)		
JK600-110U	15	15	5.5	5.1	22AWG/Φ0.6	1
JK600-150U	15	15	5.5	5.1	22AWG/Φ0.6	1
JK600-160U	15	15	5.5	5.1	22AWG/Φ0.6	1

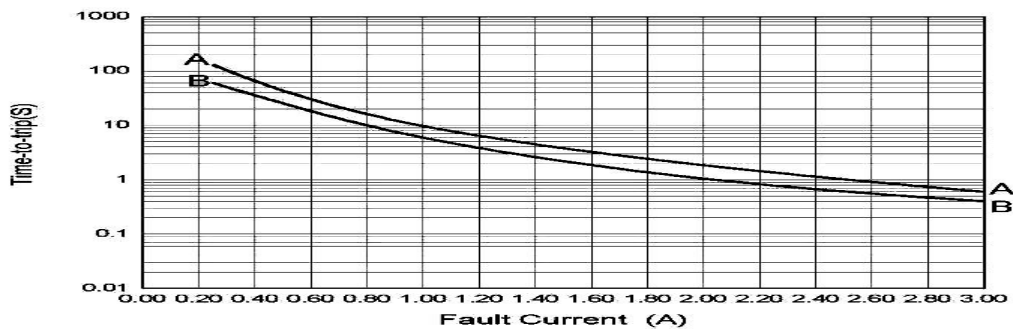
Note: ① Dimensions A, B, C is the maximum size, D values are typical tolerance of ± 0.75mm.

Thermal Derating Chart-IH (A)

Model	Maximum ambient operating temperatures (°C)									
	-40°C	-20°C	0°C	25°C	30°C	40°C	50°C	60°C	70°C	85°C
JK600 series	147%	138%	119%	100%	92%	83%	73%	64%	55%	42%

Typical Time-to-trip at 25°C

Electrical Characteristic



ShenZhen JinRui Electronic Material Co.,Ltd

TEL: 0755-26546327 29356619

Web Site: <http://www.jkpptc.com>

Add: JinKe Industry Park ,No. 310,Wuhe Road ,Guanlan,Longhua,Shenzhen ,Guangdong.

**Specifications are subject to change without notice !**

FAX: 0755-26546562

E-mail: [customer@jkpptc.com](mailto:customer@jkpptc.com)

Model	Ihold (A)	Itrip(mA)	Vmax interrupt (V)	Imax (A)	Pd max (W)	Maximum Time to Trip		Resistance(Ω)
						Current (A)	Time (S)	R <sub>min</sub> - R <sub>max</sub>
JK600-110U	0.11	0.22	600	3	1.0	1.0	8	6-16
JK600-150U	0.15	0.30	600	3	1.0	1.0	9	5-14
JK600-160U	0.16	0.32	600	3	1.0	1.0	10	4-12

I<sub>H</sub>=Hold current:maximum current at which the device will not trip at 25°C still air.

I<sub>T</sub>=Trip current:minimum current at which the device will nalways at 25°C still air.

V<sub>max</sub>=Maximum voltage device can withstand without damage at rated current.

I<sub>max</sub>=Maximum fault current device can withstand tithout damage at rated voltage.


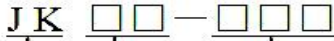
T<sub>trip</sub>=Maximum time to trip(s) at assigned current.

P<sub>d</sub>=Typical power dissipation:typical amount of power dissipated by the decice when in state air environment.

R<sub>min</sub>=Minimum device resistance at 25°C prior to tripping.

R<sub>max</sub>=Maximum device resistance at 25°C prior to tripping.

**Marking System**



**Environmental Specifications**

Test	Conditions	Resistance change
Passive aging	+85°C , 1000hrs	±8% typical
Humidity aging	+85°C , 85%R.H.1000hrs	±8% typical
Thermal shock	+125°C to -55°C, 10times	±12% typical
Resistance to solvent	MIL-STD-202, Method 215	No change
Vibration	MIL-STD-202, Method 201	No change

**Solder reflow conditions**

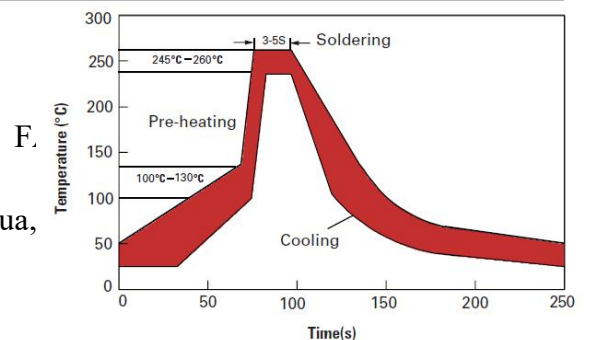
**ShenZhen JinRui Electronic Material Co.,Ltd**

TEL: 0755-26546327 29356619

Web Site: <http://www.jkpptc.com>

Add: JinKe Industry Park ,No. 310,Wuhe Road ,Guanlan,Longhua,

**Specifications are subject to change without notice !**





**Wave Soldering:**

Soldering Temperature:260°C~270°C

Soldering Time:≤3sec.

Soldering Position: Resettable fuse wire and the bottom ≥ 6mm。

**Manual soldering:**

Soldering Temperature:250°C~280°C

Soldering Time: ≤3sec.

Soldering Position: Resettable fuse wire and the bottom ≥ 6mm。

**Packaging and Storage**

**Bag quantity**

JK600-110U~JK600-160U200 Pcs/Bag

**Storage**

The maximum ambient temperature shall not exceed 40°C .Storage temperatures higher than 40°C could result in the deformation of packaging materials.The maximum relative humidity recommended for storage is 70%.High humidity with high temperature can accelerate the oxidation the oxidation of the solder plating on the termination and reduce the solderability of the components.sealed plastic bags with desiccant shall be used to reduce the oxidation of the termination and shall only be opened prior to use.the products shall not be stored in areas where harmful gases containing sulfur or chlorine are present.

**Warning:**

Please read this specification before use the product。

Using of this product must be sure to follow the requirement of this specification, operation beyond the specified maximum ratings or improper use may result in damage and possible electrical arcing and flame.

PPTC resettable fuses are intended for occasional over current protection. Application for repeated over current condition or prolonged trip are not anticipated.

Please avoid contact of PPTC resettable fuses with chemical solvent. Prolonged contact will damage the device performance. You are requested not to use our product deviating from the agreed specifications.

**Shenzhen JinRui Electronic Material Co.,Ltd**

TEL: 0755-26546327 29356619

Web Site: <http://www.jkpptc.com>

Add: JinKe Industry Park ,No. 310,Wuhe Road ,Guanlan,Longhua,Shenzhen ,Guangdong。

FAX: 0755-26546562

E-mail:customer@jkpptc.com

**Specifications are subject to change without notice !**

## X-ON Electronics

Largest Supplier of Electrical and Electronic Components

*Click to view similar products for [Resettable Fuses - PPTC category](#):*

*Click to view products by [Jinrui Electronic Materials manufacturer](#):*

Other Similar products are found below :

[RF0077-000](#) [RF0627-000](#) [RF3301-000](#) [RF3382-000](#) [SMD125-2](#) [RF1973-000](#) [RF2531-000](#) [RF2873-000](#) [RF3060-000](#) [TR600-150Q-B-0.5-0.130](#) [RXE090](#) [5E4795/04-1502](#) [TRF250-080T-B-1.0-0.125](#) [SMD100-2](#) [NIS5431MT1TXG](#) [SMD250-2](#) [RS30-090](#) [RS30-600](#) [RS30-800](#) [RS30-900](#) [RS60RB-160](#) [RS60SB-250](#) [SB250-145](#) [OZCH0110AF2E](#) [0603L001/60YR](#) [0603L003/36YR](#) [BK250-120-SZ-E0.6](#) [BK60-010-DI-E0.5](#) [BK250-040-DY-E0.6](#) [RF2631-000](#) [NIS5420MT2TXG](#) [NIS5420MT3TXG](#) [NIS6420MT1TWG](#) [RF5032-000](#) [RF5051-000](#) [RF5034-000](#) [RF5105-000](#) [RF5062-000](#) [RF5055-000](#) [RF5052-000](#) [2920L075/72MR](#) [BSMD0603-025-24V](#) [BSMD0402L-005](#) [BSMD0603-010-9V](#) [BSMD1812-020-60V](#) [BSMD2920-400-30V](#) [BSMD0603-010-12V](#) [BSMD0805-035-30V](#) [BSMD1210-150-16V](#) [BSMD0805-003-60V](#)