

# JK-SMD0603-003 PPTC DEVICES

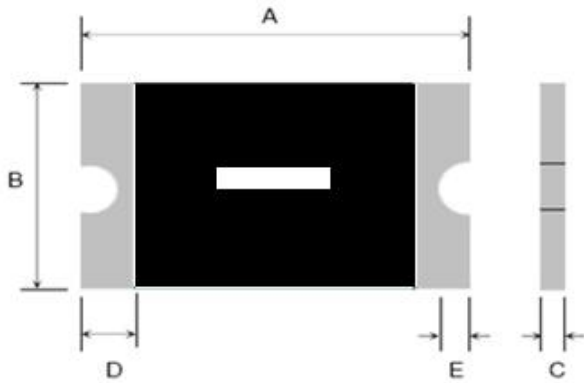
Edition: A0

Part Number: Q/JKTD-24-003

Page No: 1 OF 4



金瑞电子材料  
Jinrui Electronic material



Terminal pad materials :Tin-Plated Nickle-copper

Terminal pad solderability : Meets EIA specification RS 186-9E and ANSI/J-STD-002 Category 3.

Marking : Part identification — =003

Table1 :DIMENTION(Unit : mm)

Model	Marking	A		B		C		D	E
		Min.	Max.	Min.	Max.	Min.	Max	Min.	Max.
JK-SMD0603-003	—	1.45	1.85	0.65	1.05	0.40	1.00	0.15	0.40

Table2 :PERFORMANCE RATINGS:

Model	Marking	V <sub>max</sub> (Vdc)	I <sub>max</sub> (A)	I <sub>hold</sub> @25°C (A)	I <sub>trip</sub> @25°C (A)	P <sub>d</sub> Typ (W)	Maximum Time To Trip		Resistance	
							Current (A)	Time (Sec)	R <sub>lmin</sub> (Ω)	R <sub>lmax</sub> (Ω)
JK-SMD0603-003	—	24.0	40	0.03	0.09	0.50	0.2	1.00	6.0	65.000

Table3:Test Conditons and Standards

Item	Test Conditon	Standard
Initial Resistance	25°C	6.00~65.000Ω
I <sub>H</sub>	25°C, 0.03A, 60min	No Trip
T <sub>trip</sub>	25°C, 0.2A	≤1.0S
Trip endurance	24V, 40A, 60min	No arcing or burning

**Operating Temperature: -40°C TO 85°C**

**Packaging: Tape ,5000pcs per bag**

# JK-SMD0603-003 PPTC DEVICES

Edition: A0

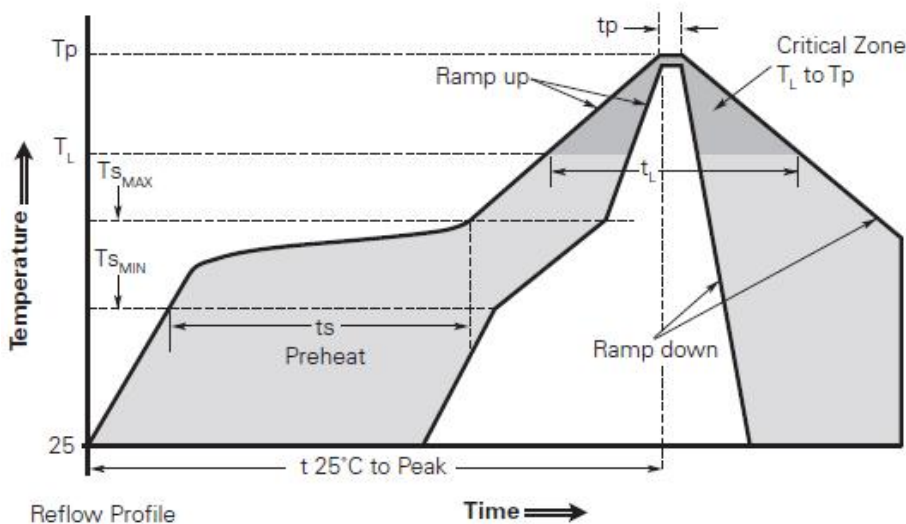
Part Number: Q/JKTD-24-003

Page No: 2 OF 4



金瑞电子材料  
Jinrui Electronic material

## Solder reflow conditions



Profile Feature	Pb-Free Assembly
<b>Average ramp up rate (<math>T_{S\_MAX}</math> to <math>T_p</math>)</b>	3°C/second max.
<b>Preheat</b>	
• Temperature min. ( $T_{S\_MIN}$ )	150°C
• Temperature max. ( $T_{S\_MAX}$ )	200°C
• Time ( $t_{S\_MIN}$ to $t_{S\_MAX}$ )	60-120 seconds
<b>Time maintained above:</b>	
• Temperature ( $T_L$ )	217°C
• Time ( $t_L$ )	60-150 seconds
<b>Peak/Classification temperature (<math>T_p</math>)</b>	260°C
<b>Time within 5°C of actual peak temperature</b>	
Time ( $t_p$ )	30 seconds max.
<b>Ramp down rate</b>	3°C/second max.
<b>Time 25°C to peak temperature</b>	8 minutes max.

**Note:** All temperatures refer to topside of the package, measured on the package body surface.

- Recommended reflow methods: IR, vapor phase oven, hot air oven, N2 environment for lead-free.
- Devices are not designed to be wave soldered to the bottom side of the board.
- Recommended maximum paste thickness is 0.25mm (0.010inch).
- Devices can be cleaned using standard industry methods and solvents.
- Soldering temperature profile meets RoHs leadfree process.

Notes: If reflow temperatures exceed the recommended profile, devices may not meet the performance requirements

# JK-SMD0603-003 PPTC DEVICES

Edition: A0

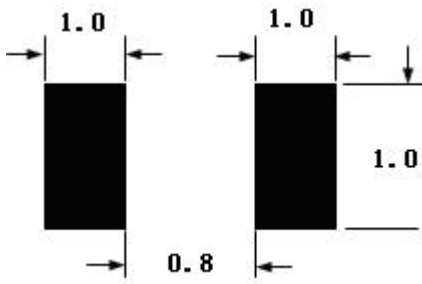
Part Number: Q/JKTD-24-003

Page No: 3 OF 4

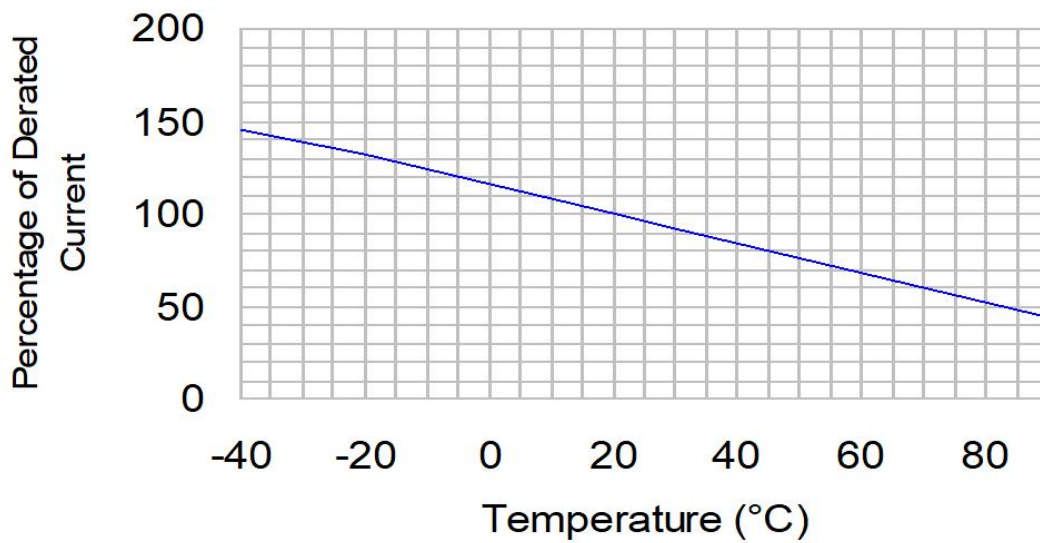


金瑞电子材料  
Jinrui Electronic material

## Recommended pad layout (mm)



## Derating Curves for SMD0603 Series



# JK-SMD0603-004 PPTC DEVICES

Edition: A0

Part Number: Q/JKTD-24-004

Page No: 4 OF 4



金瑞电子材料  
Jinrui Electronic material

## WARNING

- Use PPTC beyond the maximum ratings or improper use may result in device damage and possible electrical arcing and flame.
- PPTC are intended for protection against occasional over current or over temperature fault conditions and should not be used when repeated fault conditions or prolonged trip events are anticipated.
- Device performance can be impacted negatively if devices are handled in a manner inconsistent with recommended electronic, thermal, and mechanical procedures for electronic components.
- Use PPTC with a large inductance in circuit will generate a circuit voltage ( $L di/dt$ ) above the rated voltage of the PPTC.
- Avoid impact PPTC device its thermal expansion like placed under pressure or installed in limited space.
- Contamination of the PPTC material with certain silicon based oils or some aggressive solvents can adversely impact the performance of the devices. PPTC SMD can be cleaned by standard methods.
- Requests that customers comply with our recommended solder pad layouts and recommended reflow profile. Improper board layouts or reflow profile could negatively impact solderability performance of our devices.

## X-ON Electronics

Largest Supplier of Electrical and Electronic Components

*Click to view similar products for [Resettable Fuses - PPTC](#) category:*

*Click to view products by [Jinrui Electronic Materials](#) manufacturer:*

Other Similar products are found below :

[RF0077-000](#) [RF0627-000](#) [RF3301-000](#) [RF3382-000](#) [RF3394-000](#) [RF3399-000](#) [SMD125-2](#) [RF1973-000](#) [RF2531-000](#) [RF2873-000](#) [RF3060-000](#) [RF3311-000](#) [TR600-150Q-B-0.5-0.130](#) [RXE090](#) [5E4795/04-1502](#) [TRF250-080T-B-1.0-0.125](#) [SMD100-2](#) [NIS5431MT1TXG](#) [SMD250-2](#) [RS30-090](#) [RS30-600](#) [RS30-800](#) [RS30-900](#) [RS60RB-160](#) [RS60SB-250](#) [SB250-145](#) [K30U400](#) [0ZCH0110AF2E](#) [BK60-110-DI-E0.6](#) [BK250-120-SZ-E0.6](#) [BK60-010-DI-E0.5](#) [BK250-040-DY-E0.6](#) [RF2631-000](#) [NIS4461MT3TXG](#) [NIS5420MT2TXG](#) [NIS5420MT3TXG](#) [NIS6420MT1TWG](#) [RF5032-000](#) [RF5051-000](#) [RF5105-000](#) [RF5062-000](#) [RF5055-000](#) [RF5052-000](#) [2920L075/72MR](#) [BSMD0603-025-24V](#) [BSMD0402L-005](#) [BSMD0603-010-9V](#) [BSMD1812-020-60V](#) [BSMD2920-400-30V](#) [BSMD0603-010-12V](#)