

JK-SMD1210-075-24 PPTC DEVICES

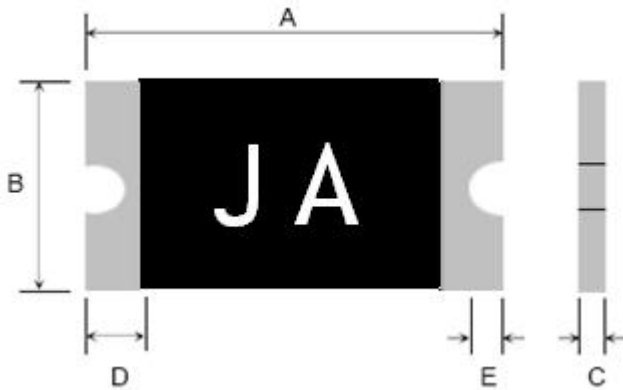
Edition: A0

Part Number: Q/JKTD-24-075

Page No: 1 OF 3



金瑞电子材料
Jinrui Electronic material



Terminal pad materials :Tin-Plated Nickle-copper

Terminal pad solderability : Meets EIA specification RS 186-9E and ANSI/J-STD-002 Category 3.

Marking : JA=1210(075)

Table1 :DIMENTION(Unit : mm)

Model	Marking	A		B		C		D
		Min.	Max.	Min.	Max.	Min.	Max	Min.
JK-SMD1210-075	JA	3.00	3.43	2.35	2.80	0.6	1.3	0.25

Table2 :PERFORMANCE RATINGS:

Model	V_{max} (Vdc)	I_{max} (A)	I_{hold} @25°C (A)	I_{trip} @25°C (A)	P_d Typ (W)	Maximum Time To Trip		Resistance		
						Current (A)	Time (Sec)	$R_{i_{min}}$ (Ω)	$R_{i_{typ}}$ (Ω)	$R_{i_{max}}$ (Ω)
JK-SMD1210-075	24	100	0.75	1.50	0.6	8.0	0.10	0.070	0.230	0.45

Table3:Test Conditons and Standards

Item	Test Conditon	Standard
Initial Resistance	25°C	0.070~0.450Ω
I_H	25°C, 0.75A, 60min	No Trip
T_{trip}	25°C, 8.0A	≤0.10s
Trip endurance	24V, 100A, 60min	No arcing or burning

Operating Temperature: -40°C TO 85°C

Packaging: Bulk ,4000pcs per bag

SHENZHEN JINRUI ELECTRONIC MATERIAL CO.,LTD

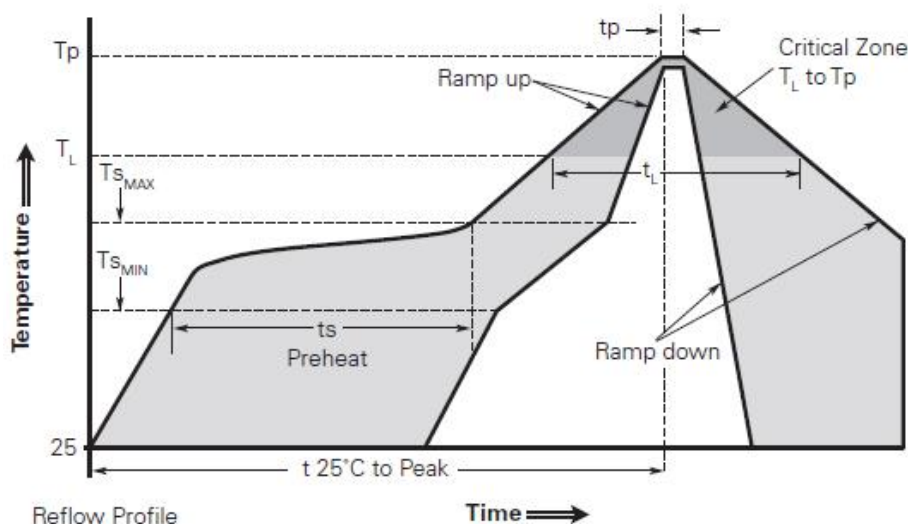
6 F DISTRICT NO. 3000046 BLDG Hi-Tech SCIENCE &

INDUSTRY PARK SHANGKENG COMMUNITY GUANLAN STREET BAOAN SHENZHEN



金瑞电子材料
Jinrui Electronic material

Solder reflow conditions



Profile Feature	Pb-Free Assembly
Average ramp up rate (Ts_{MAX} to Tp)	3°C/second max.
Preheat	
• Temperature min. (Ts _{MIN})	150°C
• Temperature max. (Ts _{MAX})	200°C
• Time (ts _{MIN} to ts _{MAX})	60-120 seconds
Time maintained above:	
• Temperature (T _L)	217°C
• Time (t _L)	60-150 seconds
Peak/Classification temperature (Tp)	260°C
Time within 5°C of actual peak temperature	
Time (tp)	30 seconds max.
Ramp down rate	3°C/second max.
Time 25°C to peak temperature	8 minutes max.

Note: All temperatures refer to topside of the package, measured on the package body surface.

- Recommended reflow methods: IR, vapor phase oven, hot air oven, N2 environment for lead-free.
- Devices are not designed to be wave soldered to the bottom side of the board.
- Recommended maximum paste thickness is 0.25mm (0.010inch).
- Devices can be cleaned using standard industry methods and solvents.
- Soldering temperature profile meets RoHs leadfree process.

Notes: If reflow temperatures exceed the recommended profile, devices may not meet the performance requirements

JK-SMD1210-075-24 PPTC DEVICES

Part Number: Q/JKTD-24-075

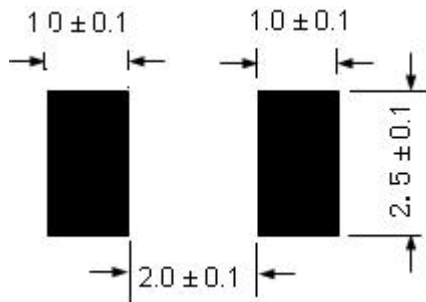
Edition: A0

Page No: 3 OF 3



金瑞电子材料
Jinrui Electronic material

Recommended pad layout (mm)



WARNING

- Use PPTC beyond the maximum ratings or improper use may result in device damage and possible electrical arcing and flame.
- PPTC are intended for protection against occasional over current or over temperature fault conditions and should not be used when repeated fault conditions or prolonged trip events are anticipated.
- Device performance can be impacted negatively if devices are handled in a manner inconsistent with recommended electronic, thermal, and mechanical procedures for electronic components.
- Use PPTC with a large inductance in circuit will generate a circuit voltage ($L di/dt$) above the rated voltage of the PPTC.
- Avoid impact PPTC device its thermal expansion like placed under pressure or installed in limited space.
- Contamination of the PPTC material with certain silicon based oils or some aggressive solvents can adversely impact the performance of the devices. PPTC SMD can be cleaned by standard methods.
- Requests that customers comply with our recommended solder pad layouts and recommended reflow profile. Improper board layouts or reflow profile could negatively impact solderability performance of our devices.

X-ON Electronics

Largest Supplier of Electrical and Electronic Components

Click to view similar products for [Resettable Fuses - PPTC](#) category:

Click to view products by [Jinrui Electronic Materials](#) manufacturer:

Other Similar products are found below :

[RF0077-000](#) [RF0627-000](#) [RF3301-000](#) [RF3382-000](#) [SMD125-2](#) [RF1973-000](#) [RF2531-000](#) [RF2873-000](#) [RF3060-000](#) [TR600-150Q-B-0.5-0.130](#) [RXE090](#) [5E4795/04-1502](#) [TRF250-080T-B-1.0-0.125](#) [SMD100-2](#) [NIS5431MT1TXG](#) [SMD250-2](#) [RS30-090](#) [RS30-600](#) [RS30-800](#) [RS30-900](#) [RS60RB-160](#) [RS60SB-250](#) [SB250-145](#) [OZCH0110AF2E](#) [0603L001/60YR](#) [0603L003/36YR](#) [BK250-120-SZ-E0.6](#) [BK60-010-DI-E0.5](#) [BK250-040-DY-E0.6](#) [RF2631-000](#) [NIS5420MT2TXG](#) [NIS5420MT3TXG](#) [NIS6420MT1TWG](#) [RF5032-000](#) [RF5051-000](#) [RF5034-000](#) [RF5105-000](#) [RF5062-000](#) [RF5055-000](#) [RF5052-000](#) [2920L075/72MR](#) [BSMD0603-025-24V](#) [BSMD0402L-005](#) [BSMD0603-010-9V](#) [BSMD1812-020-60V](#) [BSMD2920-400-30V](#) [BSMD0603-010-12V](#) [BSMD0805-035-30V](#) [BSMD1210-150-16V](#) [BSMD0805-003-60V](#)