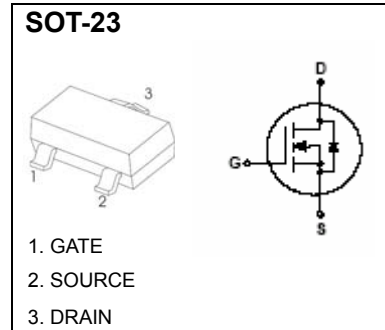


**60V N-Channel Enhancement Mode MOSFET****Feature**

- 60V/0.2A,  $R_{DS(ON)} = 7.5\Omega$  (MAX) @  $V_{GS} = 10V$ ,  $I_D = 0.5A$   
 $R_{DS(ON)} = 7.5\Omega$  (MAX) @  $V_{GS} = 5V$ ,  $I_D = 0.05A$
- Super High dense cell design for extremely low  $R_{DS(ON)}$ .
- Reliable and Rugged.
- SOT-23 for Surface Mount Package.

**Applications**

- Power Management in Desktop Computer or DC/DC Converters .

**Absolute Maximum Ratings** $T_A=25^\circ C$  Unless Otherwise noted

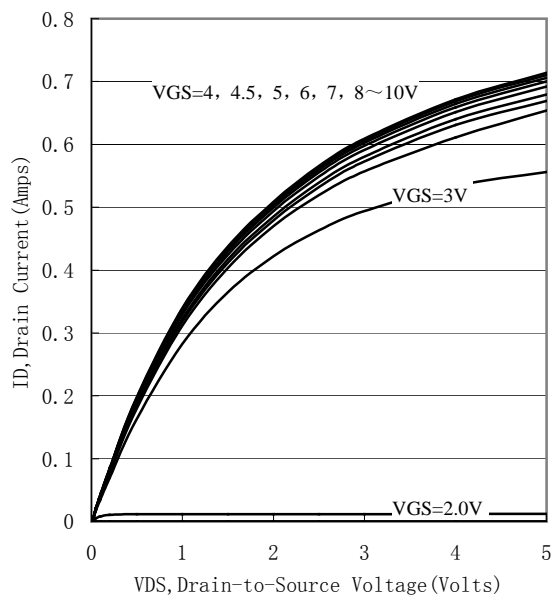
Parameter	Symbol	Limit	Units
Drain-Source Voltage	$V_{DS}$	60	V
Gate-Source Voltage	$V_{GS}$	$\pm 20$	V
Drain Current-Continuous	$I_D$	0.2	A
Power Dissipation	$P_D$	0.225	W
Thermal Resistance from Junction to Ambient	$R_{\theta JA}$	556	$^\circ C/W$
Junction Temperature	$T_J$	150	$^\circ C$
Storage Temperature	$T_{stg}$	-50~+150	

**Electrical Characteristics** $T_A=25^\circ C$  Unless Otherwise noted

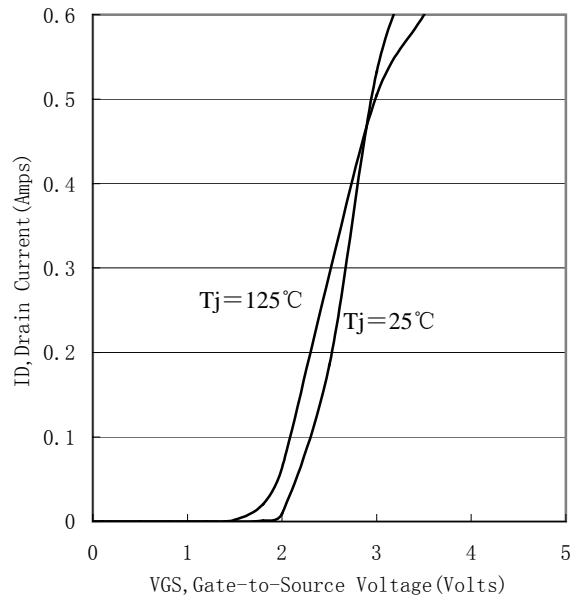
Parameter	Symbol	Test Conditions	Min	Typ.	Max	Units
<b>Off Characteristics</b>						
Drain to Source Breakdown Voltage	BVDSS	$V_{GS}=0V, I_D=250\mu A$	60	-	-	V
Zero-Gate Voltage Drain Current	IDSS	$V_{DS}=60V, V_{GS}=0V$	-	-	1	$\mu A$
Gate Body Leakage Current, Forward	IGSSF	$V_{GS}=20V, V_{DS}=0V$	-	-	100	nA
Gate Body Leakage Current, Reverse	IGSSR	$V_{GS}=-20V, V_{DS}=0V$	-	-	-100	nA
<b>On Characteristics</b>						
Gate Threshold Voltage	$V_{GS(th)}$	$V_{GS}=V_{DS}, I_D=250\mu A$	1	-		V
Static Drain-source On-Resistance *	RDS(ON)	$V_{GS}=10V, I_D=0.5A$	-		7.5	$\Omega$
		$V_{GS}=5V, I_D=0.05A$	-		7.5	$\Omega$
<b>Drain-Source Diode Characteristics and Maximum Ratings</b>						
Drain-Source Diode Forward Voltage	VSD	$V_{GS}=0V, I_S=0.2A$			2.5	V

**Notes :**\*Pulse Test : Pulse Width  $\leq 300\mu s$ , Duty Cycle  $\leq 2\%$ .

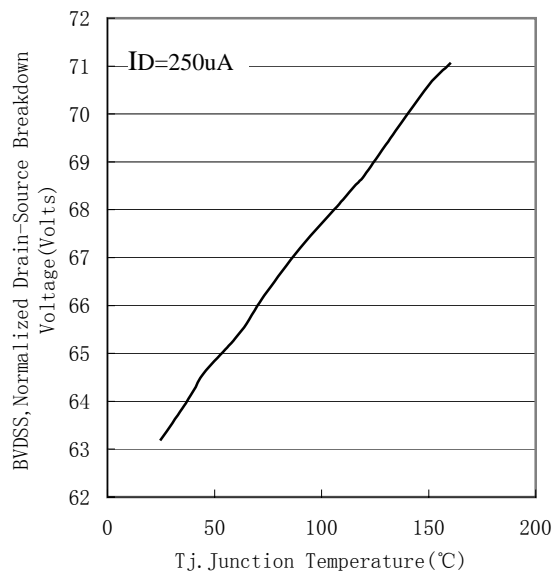
## Typical Characteristics



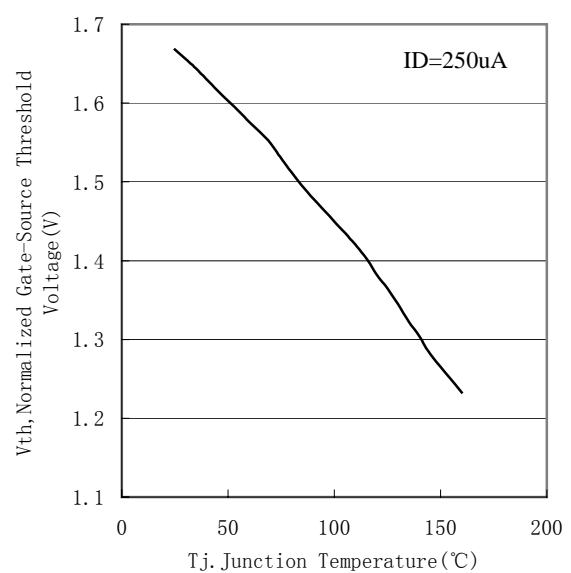
**Figure 1. Output Characteristics**



**Figure 2. Transfer Characteristics**

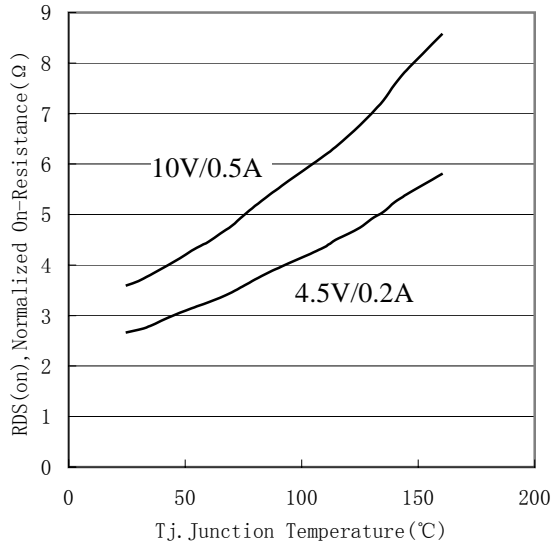


**Figure 3. Breakdown Voltage Variation with Temperature**

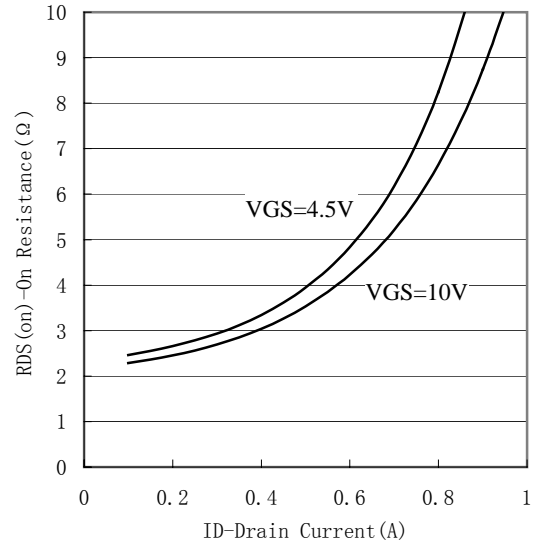


**Figure 4. Gate Threshold Variation with Temperature**

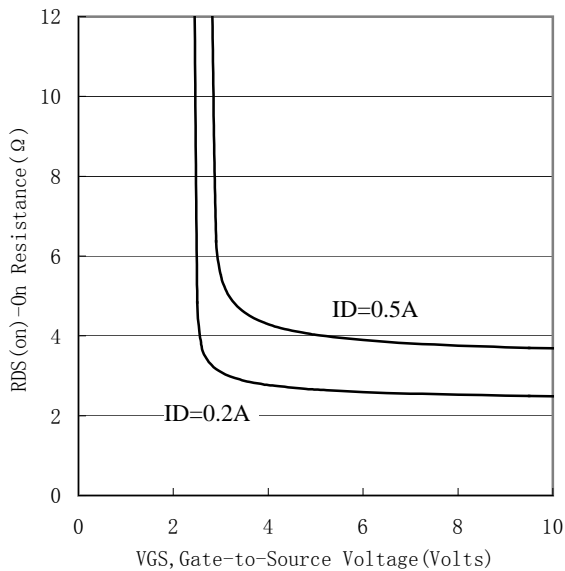
### Typical Characteristics



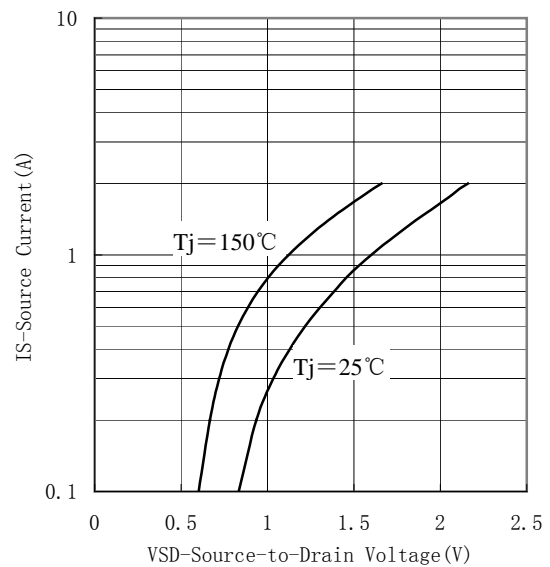
**Figure 5. On-Resistance Variation with Temperature**



**Figure 6. On-Resistance vs. Drain Current**



**Figure 7. On-Resistance vs. Gate-to-Source Voltage**



**Figure 8. Source-Drain Diode Forward Voltage**

## X-ON Electronics

Largest Supplier of Electrical and Electronic Components

*Click to view similar products for [MOSFET](#) category:*

*Click to view products by [Jinyu](#) manufacturer:*

Other Similar products are found below :

[614233C](#) [648584F](#) [FDPF9N50NZ](#) [IRFD120](#) [IRFF430](#) [JANTX2N5237](#) [2N7000](#) [FCA20N60\\_F109](#) [FDZ595PZ](#) [2SK2267\(Q\)](#) [2SK2545\(Q,T\)](#)  
[405094E](#) [423220D](#) [MIC4420CM-TR](#) [VN1206L](#) [614234A](#) [715780A](#) [SSM6J414TU,LF\(T](#) [751625C](#) [PSMN4R2-30MLD](#)  
[TK31J60W5,S1VQ\(O](#) [2SK2614\(TE16L1,Q\)](#) [DMN1017UCP3-7](#) [EFC2J004NUZTDG](#) [FCAB21350L1](#) [P85W28HP2F-7071](#) [DMN1053UCP4-7](#)  
[NTE2384](#) [NTE2969](#) [NTE6400A](#) [DMN61D9UWQ-13](#) [US6M2GTR](#) [DMN31D5UDJ-7](#) [SSM6P54TU,LF](#) [DMP22D4UFO-7B](#)  
[IPS60R3K4CEAKMA1](#) [DMN1006UCA6-7](#) [DMN16M9UCA6-7](#) [STF5N65M6](#) [STU5N65M6](#) [C3M0021120D](#) [DMN13M9UCA6-7](#)  
[BSS340NWH6327XTSA1](#) [MCM3400A-TP](#) [DMTH10H4M6SPS-13](#) [IPS60R1K0PFD7SAKMA1](#) [IPS60R360PFD7SAKMA1](#)  
[IPS60R600PFD7SAKMA1](#) [IPS60R210PFD7SAKMA1](#) [DMN2990UFB-7B](#)