



久亦電子有限公司

JOEY ELECTRONICS CO., LTD.

塑膠薄膜電容器規格承認書

SPECIFICATION OF PLASTIC FILM CAPACITOR FOR APPROVAL

立创商城

客 戶 名 稱 : 深 圳 市 立 创 电 子 商 务 有 限 公 司
(Customer)
項 目 : MEF 系 列
(Item)
客 戶 料 號 :
(Customer Part No)
久 亦 料 號 :
(Joey Parts No)
送 樣 日 期 :
(Date)
備 注 :
(Remark)

CUSTOMER APPROVAL 廠商認可

請確認後簽回，若不簽回，視同默認。

PLEASE SIGNATURE AFTER CHECKING , NO SIGNATURE IS EQUAL PRETERMIT.

承認章 (Approved By)

承認章 (Approved By)

廣東省東莞市企石鎮舊圍村東湖路1號2號樓201室

Room 201, Building 2, No. 1, Donghu Road, Jiuwei Village, Qishi Town, Dongguan, Guangdong

TEL : 0769 - 83729966 FAX : 0769 - 83729969



Unit : mm

立創編號	久亦料號	規格	W	H	T	dØ	P	FIG	備注
			max	max	max	±0.05		1	
C18295875	MEF103J2A2AT2000A1	MEF103J100V	7.5	8	5	0.5	5	9	5AT5
C18295876	MEF103J2E2AT2000A1	MEF103J250V	7.5	7	4	0.5	5	9	5AT5
C18295877	MEF103J2E4AS4040A1	MEF103J250V	13	9	6	0.6	10	1	10AS10
C18295878	MEF103J2E3AS3040A1	MEF103J250V	13	9	6	0.6	7.5	1	7.5AS7.5
C4355232	MEF103K3A4AA420MA1	MEF103K1000V	12.5	8	5	0.6	10	1	10AA10
C4355233	MEF103K2E4AA425MA1	MEF103K250V	13	9	6	0.6	10	1	10AA10
C4355234	MEF103K2G3AA320MA1	MEF103K400V	11	8	5	0.6	7.5	1	7.5AA7.5
C18295879	MEF103K2L3AS3032A1	MEF103K450V	10	8	4.5	0.6	7.5	1	7.5AS7.5
C18295880	MEF103K2J3KA320MA1	MEF103K630V	10	9	4.2	0.6	7.5	4	7.5KA7.5
C4355235	MEF103K2J4AA420MA1	MEF103K630V	13	10	6	0.6	10	1	10AA10
C4355236	MEF104K2G6AA620MA1	MEF104J400V	17.5	11	6	0.6	15	1	15AA15
C18295881	MEF104J2L3AS3035A1	MEF104J450V	10	8.5	5	0.6	7.5	1	7.5AS7.5
C18295882	MEF104J2J6AS6040A1	MEF104J630V	18	12	6.5	0.6	15	1	15AS15
C4355237	MEF104KAM3AA320MA1	MEF104K125VAC	10.5	8	5	0.6	7.5	1	7.5AA7.5
C4355238	MEF104K2D3AA320MA1	MEF104K200V	10	11	4	0.6	7.5	1	7.5AA7.5
C18295883	MEF104K2E3AS3035A1	MEF104K250V	10.5	9	4.5	0.6	7.5	1	7.5AS7.5
C4355239	MEF105K2E4AA420MA1	MEF104K250V	14	10	7	0.6	10	1	10AA10
C18295884	MEF104K2G3AS3040A1	MEF104K400V	10	10.5	6.5	0.6	7.5	1	7.5AS7.5
C18295885	MEF104K2G6AS6036A1	MEF104K400V	19	13	7	0.8	15	1	15AS15
C4355240	MEF104K2G6AA620MA2	MEF104K400V	18	12	7	0.6	15	1	15AA15
C4355241	MEF104K2G4AA420MA1	MEF104K400V	12	12	6	0.6	10	1	10AA10
C4355242	MEF104K2G6AA625MA1	MEF104K400V	14	15	8	0.6	10	1	10+1
C18295886	MEF104K2L6AS6035A1	MEF104K450V	18	11	6	0.6	15	1	15AS15
C4355243	MEF104K2L6AA625MA1	MEF104K450V	13	10.5	6	0.6	10	1	10AA10
C4355244	MEF104K2L3AA320MA1	MEF104K450V	10.5	8	5	0.6	7.5	1	7.5AA7.5

C18295887	MEF104K2H4ET2000A1	MEF104K500V	12.5	10	6	0.6	5	6	10ET5
C4355245	MEF104K2J6AA620MA1	MEF104K630V	19	15	10	0.8	15	1	15AA15
C4355246	MEF105K2E8AA820MA1	MEF105K250V	24	15	10	0.8	20	1	20AA20
C18295888	MEF105K2G8AS8034A1	MEF105K400V	22.8	13.5	8.2	0.8	20	1	20AS20
C4355247	MEF115K2E6AA620MA1	MEF115K250V	18	17	11	0.8	15	1	15AA15
C18295889	MEF123J2G2AS2028A1	MEF123J400V	7.5	7	4	0.5	5	1	5AS5
C18295890	MEF123J2J4ES3035A1	MEF123J630V	12.5	8.5	6	0.6	7.5	2	10ES7.5
C18295891	MEF124J2E4AS4031A1	MEF124J250V	12.5	11	4	0.6	10	1	10AS10
C18295892	MEF124J2G3AS3031A1	MEF124J400V	10.5	9.5	6.5	0.6	7.5	1	7.5AS7.5
C18295893	MEF124K2G3AS3031A1	MEF124K400V	10.5	9.5	6.5	0.6	7.5	1	7.5AS7.5
C18295894	MEF124K2L3AS3035A1	MEF124K450V	10	9	5	0.6	7.5	1	7.5AS7.5
C4355248	MEF152K2J3AA320MA1	MEF152K630V	9.5	8.5	5	0.6	7.5	1	7.5AA7.5
C18295895	MEF153J2G3ES2040A1	MEF153J400V	10	8	5	0.6	5	2	7.5ES5
C18295896	MEF153O2G2AS2052A1	MEF153O400V	7	5.5	3.5	0.5	5	1	5AS5
C18295897	MEF153O2G3AS3031A1	MEF153O400V	10.5	8.5	5	0.6	7.5	1	7.5AS7.5
C18295898	MEF153P2G2AS2031A1	MEF153P400V	7	7.7	4	0.5	5	1	5AS5
C18295899	MEF153P2G3AS3031A1	MEF153P400V	9	7.5	3.5	0.6	7.5	1	7.5AS7.5
C18295900	MEF153P2J3ES2031A1	MEF153P630V	9.5	8	4.5	0.6	5	2	7.5ES5
C18295901	MEF154K2E3AS3040A1	MEF154K250V	10	9.5	5	0.6	7.5	1	7.5AS7.5
C18295902	MEF154K2G6AS6036A1	MEF154K400V	18	12	7	0.8	15	1	15AS15
C18295903	MEF154K2G3AS3040A1	MEF154K400V	10	11	6	0.6	7.5	1	7.5AS7.5
C18295904	MEF154K2L3AS3035A1	MEF154K450V	10.5	9	5	0.6	7.5	1	7.5AS7.5
C18295905	MEF154K2L4AS4040A1	MEF154K450V	12.5	12	6	0.6	10	1	10AS10
C4355249	MEF155K2E8AA820MA1	MEF155K250V	24	17	9.3	0.8	20	1	20AA20
C4355250	MEF155K2E8AA820MA2	MEF155K250V	23	17.5	8	0.8	20	1	20AA20
C18295906	MEF163J2J4AS4031A1	MEF163J630V	12.5	9.5	5	0.6	10	1	10AS10
C18295907	MEF183J2G3AS3031A1	MEF183J400V	9	8	5	0.6	7.5	1	7.5AS7.5
C4355251	MEF185KAM8AA820MA1	MEF185K125VAC	24	18	9	0.8	20	1	20AA20
C18295908	MEF222J2E4AS4060A1	MEF222J250V	14	10	6	0.6	10	1	10AS10
C18295909	MEF222K2A3KS3031A1	MEF222K100V	10.5	9.5	6	0.6	7.5	4	7.5KS7.5
C4355252	MEF222K2J3AA320MA1	MEF222K630V	9.5	8	5	0.6	7.5	1	7.5AA7.5
C18295910	MEF223J2G3AS3031A1	MEF223J400V	10.5	9.5	5	0.6	7.5	1	7.5AS7.5
C18295911	MEF223J2L3AS3035A1	MEF223J450V	10	8	4.5	0.6	7.5	1	7.5AS7.5
C18295912	MEF223J2J4AS4040A1	MEF223J630V	13	12.5	6	0.6	10	1	10AS10
C18295913	MEF223K2E3AS3040A1	MEF223K250V	10	9	5.5	0.6	7.5	1	7.5AS7.5
C18295914	MEF223K2G3ES2031A1	MEF223K400V	9.5	7	4.5	0.6	5	2	7.5ES5
C18295915	MEF223K2L3AS3032A1	MEF223K450V	10	8	4.5	0.6	7.5	1	7.5AS7.5

C18295916	MEF223K2J4AS4040A1	MEF223K630V	13	10	6.5	0.6	10	1	10AS10
C18295917	MEF224K2D3AS3040A1	MEF224K200V	10	12	4.3	0.6	7.5	1	7.5AS7.5
C18295918	MEF224K2E2AS2030A1	MEF224K250V	7.5	9.6	5.5	0.5	5	1	5AS5
C18295919	MEF224K2E3AS3040A1	MEF224K250V	10.5	10	6	0.6	7.5	1	7.5AS7.5
C4355253	MEF224K2E6AA620MA1	MEF224K250V	17	10	5	0.6	15	1	15AA15
C18295920	MEF224K2G6AS6040A1	MEF224K400V	18	14	9	0.8	15	1	15AS15
C4355255	MEF224K2G3AA320MA1	MEF224K400V	10	12	6.3	0.6	7.5	1	7.5AA7.5
C18295921	MEF224K2L3AS3035A1	MEF224K450V	10	11	5	0.6	7.5	1	7.5AS7.5
C18295922	MEF225K2G8AS8034A1	MEF225K400V	21.3	16.4	9.4	0.8	20	1	20AA20
C4355258	MEF255K2E8AA820MA1	MEF255K250V	24	16	9	0.8	20	1	20AA20
C18295923	MEF273J2L2AS2052A1	MEF273J250V	7	3.5	3	0.5	5	1	5AS5
C18295924	MEF273J2G2AS2021A1	MEF273J400V	7.5	7.5	4.5	0.5	5	1	5AS5
C18295925	MEF273K2E2AS2031A1	MEF273K250V	7	6	3.5	0.5	5	1	5AS5
C18295926	MEF273K2G3ES2027A1	MEF273K400V	9.5	9	5	0.6	5	1	7.5ES5
C18295927	MEF333J2G3AS3031A1	MEF333J400V	9	8	5	0.6	7.5	1	7.5AS7.5
C18295928	MEF333J2G4AS4031A1	MEF333J400V	13	8.5	6	0.6	10	1	10AS10
C18295929	MEF333J2L3WS4040A1	MEF333J450V	10.5	9.5	6	0.6	10	5	7.5WS10
C18295930	MEF333J2J4AS4030A1	MEF333J630V	11.7	10	4.9	0.6	10	1	10AS10
C18295931	MEF333K2G3AS3040A1	MEF333K400V	10.5	8.5	5	0.6	7.5	1	7.5AS7.5
C18295932	MEF333K2L3AS3035A1	MEF333K450V	10.5	8.5	5	0.6	7.5	1	7.5AS7.5
C4355261	MEF334J2E8AA820MA1	MEF334J250V	24	9.5	7	0.8	20	1	20AA20
C18295933	MEF334J2G6AS6040A1	MEF334J400V	19	15	11	0.8	15	1	15AS15
C18295934	MEF334KAM6AS6032A1	MEF334K125VAC	18	11	7	0.6	15	1	15AS15
C18295935	MEF334K2E3AS3040A1	MEF334K250V	10.5	11.5	7	0.6	7.5	1	7.5AS7.5
C4355262	MEF334K2E4AA420MA1	MEF334K250V	12.5	11	7	0.6	10	1	10AA10
C18295936	MEF392J2G3AS3030A1	MEF392J400V	10.5	9.5	4	0.6	7.5	1	7.5AS7.5
C18295937	MEF393J2G4KS4031A1	MEF393J400V	13	10	7	0.6	10	4	10KS10
C18295938	MEF393J2G3AS3031A1	MEF393J400V	10.5	9	5.5	0.6	7.5	1	7.5AS7.5
C18295939	MEF393J2J4AS4031A1	MEF393J630V	12	10	4.9	0.6	10	1	10AS10
C18295940	MEF393K2E3AS3031A1	MEF393K250V	10.3	7.5	4.5	0.6	7.5	1	7.5AS7.5
C18295941	MEF393K2J4AS4031A1	MEF393K630V	12	10	4.9	0.6	10	1	10AS10
C4355264	MEF471K2J3AA320MA1	MEF471K630V	11	9	6	0.6	7.5	1	7.5AA7.5
C18295942	MEF472J2G3AS3031A1	MEF472J400V	10	7.5	5	0.6	7.5	1	7.5AS7.5
C18295943	MEF473J2G3AS3031A1	MEF473J400V	10.5	9.5	6.5	0.6	7.5	1	7.5AS7.5
C18295944	MEF473J2G4AS4031A1	MEF473J400V	13	9.5	6	0.6	10	1	10AS10
C18295945	MEF473J2L3WS4040A1	MEF473J450V	10.5	9.5	6.5	0.6	10	5	7.5WS10
C4355266	MEF473J2L3AA320MA1	MEF473J450V	10.5	8.5	4.5	0.6	7.5	1	7.5AA7.5

C18295946	MEF473K2E3AS3040A1	MEF473K250V	10	7.5	4.5	0.6	7.5	1	7.5AS7.5
C4355267	MEF473K2E4AA420MA1	MEF473K250V	12	7.5	4	0.6	10	1	10AA10
C4355268	MEF473K2E2AA220MA1	MEF473K250V	8	8	5	0.5	5	1	5AA5
C18295947	MEF473K2G3AS3040A1	MEF473K400V	10	9.5	5.5	0.6	7.5	1	7.5AS7.5
C4355269	MEF473K2G2AA220MA1	MEF473K400V	7.5	8	5	0.5	5	1	5AA5
C18295948	MEF473K2L3AS3032A1	MEF473K450V	10.5	8	5	0.6	7.5	1	7.5AS7.5
C18295949	MEF473K2L3AT3000A1	MEF473K450V	10	9	5.5	0.6	7.5	9	7.5AT7.5
C18295950	MEF473K2L4AT4000A1	MEF473K450V	12.5	7.5	4.5	0.6	10	9	10AT10
C4355270	MEF473K2J3AA320MA1	MEF473K630V	10	10	6.5	0.6	7.5	1	7.5AA7.5
C4355271	MEF474K2E4AA420MA1	MEF474K250V	12.5	12	8	0.6	10	1	10AA10
C18295951	MEF474K2G6AS6036A1	MEF474K400V	18.5	17	7.8	0.6	15	1	15AS15
C18295952	MEF513K2L3AS3035A1	MEF513K450V	10.5	10	5	0.6	7.5	1	7.5AS7.5
C18295953	MEF563J2G3AS3031A1	MEF563J400V	10.5	9.5	6.5	0.6	7.5	1	7.5AS7.5
C18295954	MEF563J2J4KS4035A1	MEF563J630V	12.5	11	6	0.6	10	4	10KS10
C18295955	MEF563J2J4AS4030A1	MEF563J630V	11.7	10	5.6	0.6	10	1	10AS10
C18295956	MEF563K2L3AS3035A1	MEF563K450V	10.5	10	5	0.6	7.5	1	7.5AS7.5
C4355272	MEF604J2E6AA620MA1	MEF604J250V	17.5	12.4	7.6	0.6	15	1	15AS15
C4355273	MEF624J2G4AA420MA1	MEF624J400V	13	15	10	0.6	10	1	10AA10
C18295957	MEF682J2G3ES2028A1	MEF682J400V	11	7.5	5	0.6	5	2	7.5ES5
C18295958	MEF682J1H2AT2000A1	MEF682J50V	9	8	5	0.5	5	9	5AT5
C18295959	MEF683J2G4AA420MA1	MEF683J400V	12.5	9.5	5.5	0.6	10	1	10AS10
C18295960	MEF683K2E3AS3030A1	MEF683K250V	10.5	8.5	5	0.6	7.5	1	7.5AS7.5
C4355274	MEF683K2E4AA420MA1	MEF683K250V	12.5	9.5	5	0.6	10	1	10AA10
C18295961	MEF683K2G4AS4031A1	MEF683K400V	13	10	6	0.6	10	1	10AS10
C4355275	MEF683K2G3AA320MA1	MEF683K400V	9.4	8	4.6	0.6	7.5	1	7.5AA7.5
C18295962	MEF683K2L3AS3032A1	MEF683K450V	10.5	8	5	0.6	7.5	1	7.5AS7.5
C18295963	MEF683K2L4AS4031A1	MEF683K450V	13	15	8	0.6	10	1	10AS10
C18295964	MEF684K2E6AS6035A1	MEF684K250V	18	15	9	0.8	15	1	15AS15
C18295965	MEF822J2G3AS3031A1	MEF822J400V	11	9	6	0.6	7.5	1	7.5AS7.5
C4355276	MEF823K2G4AA420MA1	MEF823K400V	12.5	10	6	0.6	10	1	10AA10
C18295966	MEF823K2L3KS3035A1	MEF823K450V	10	8	5	0.6	7.5	4	7.5KS7.5
C18295967	MEF823K2L3AS3035A1	MEF823K450V	10	8	5	0.6	7.5	1	7.5AS7.5
C4355277	MEF823K2L4AA420MA1	MEF823K450V	13	9	5.5	0.6	10	1	10AA10
C5373346	MEF104J2A2AA220MA1	MEF104J100V	7	6.5	3.5	0.5	5	1	5AA5
C5373347	MEF105J2A2AA220MA1	MEF105J100V	7.2	11.5	6.5	0.5	5	1	5AA5

產品編碼說明 Part number code system

1.各型號電容 Capacitor code of types

①②③		④⑤⑥		⑦	⑧⑨		⑩		⑪⑫		⑬	⑭⑮⑯		
M E F		1 0 5		J	2 E		8		A A		8	2 0 M		
品名 Series		額定容量 Rated Cap.			額定電壓 Rated Voltage		腳距碼 (Pitch)P		腳型碼 Forming lead shapes					
型號 Type	代碼 Code	容量(μf) Cap.	代碼 Code		電壓 Voltage	代碼 Code	腳距 P (mm)	代碼 Code	圖形 Fig.	備註 Note (mm)	代碼 Code			
PEI	PEI	0.0010	102		50 VDC	1H	5	2		L≥20 / P±1	AA			
PEN	PEN	0.0011	112		63 VDC	1J	7.5	3		L±1 / P±1	AS			
MEF	MEF	0.0012	122		100 VDC	2A	10	4		L≥20 / P±1	KA			
MET	MET		...		200 VDC	2D	12.5	5		L±1 / P±1	KS			
MEA	MEA	0.010	103		250 VDC	2E	15	6		L≥20 / P1±1	EA			
MEB	MEB	0.011	113		400 VDC	2G	20	8		L±1 / P±1	ES			
PPN	PPN	0.012	123		450 VDC	2L	22.5	9		L≥20 / P1±1	WA			
MPP	MPP		...		500 VDC	2H	25	A		L±1 / P±1	WS			
MPT	MPT	0.100	104		520VDC	2B	27.5	B		L≥20 / P1±1	NA			
MPA	MPA	0.110	114		630 VDC	2J	32.5	D		L±1 / P±1	NS			
MPB	MPB		...		800 VDC	2K	35	E		P+0.8~-0.2	AT			
X1	XX1	1.0	105		1000 VDC	3A	37.5	F		P+0.8~-0.2	KT			
X2	XX2		...		1200 VDC	3B	42.5	H		P+0.8~-0.2	ET			
MinBox	MIB				1250 VDC	3M	3	P		P+0.8~-0.2	ET			
MES	MES				1500 VDC	3C	4	Q		P+0.8~-0.2	ET			
MPS	MPS				1600 VDC	3V	6	S		P+0.8~-0.2	ET			
KPS	KPS				1800 VDC	3W	7	R		Axial(L≥28)	LA			
MPH	MPH				2000 VDC	3D	8	W		Axial軟導線	LX			
MHS	MHS				2500 VDC	3E	16	X						
KHS	KHS				3000 VDC	3F	21	Y						
KES	KES				300 VAC	A1	31.5	Z						
PPS	PPS				275 VAC	A2	43.5	V						
2PS	2PS				100 VAC	A3	橫軸 Axial	0						
3PS	3PS				160 VAC	A4								
4PS	4PS				200 VAC	A5								
5PS	5PS				250 VAC	A6								
6PS	6PS				450 VAC	A7								
VPF	VPF				310VAC	AE								
VPB	VPB				330VAC	A9								

容差碼 Cap.Tolerance	
F	±1%
G	±2%
H	±3%
J	±5%
K	±10%
M	±20%

腳長(mm)	代碼
3.2	032
直腳(L≥20)	20M
編帶(TAP)	000

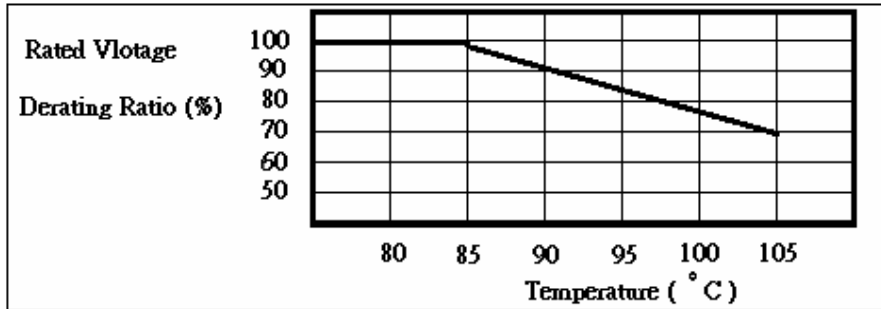
第⑩碼⑬碼為腳距碼
 第⑩碼為原始腳距碼
 第⑬碼為整形後腳距碼

一. SCOPE: THIS SPECIFICATION APPLIED TO CAPACITOR FOR TYPE "MEF"
(METALLIZED POLYESTER FILM CAPACITOR).

二. OPERATING TEMPERATURE: - 40°C ~ + 105°C

(Derating ratio of rated voltage to + 85°C ~ + 105°C : 1.5% per °C for Rated Voltage)

Rated Voltage: Rated voltage is defined the voltage which shall be capable of applying to capacitors continuously in the operating temperature range. However, rated voltage shall be derated 1.5% at each 1°C in the range of + 85°C ~ + 105°C as shown in the Fig. below.



三. WORKING VOLTAGE: MEF (50 ~ 1000VDC)

四. CAPACITANCE RANGE : MEF (0.001uF~10.0uF).

五. CAPACITANCE TOLERANCE : ±1% (F), ±2%(G),±3%(H),±5%(J),±10%(K),±20%(M).

六. CONSTRUCTIONS & SHOW

(一) CONSTRUCTIONS.

A : ELEMENT (METALLIZED POLYESTER FILM.)

B : METALS(SN.ZN.SB.CU).

C : EPOXY RESIN & WAX

D : WIRE .

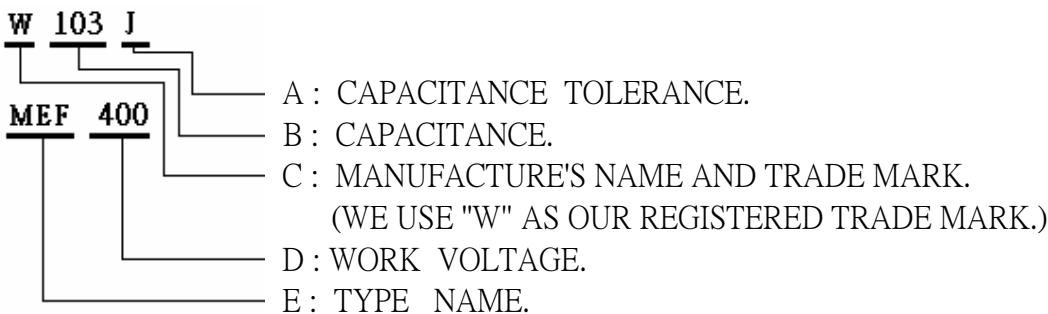
(二) SHOWS:

CAPACITOR'S SHOWS, IT'S SHOWN. ATTACHED DRAWIN



七. MARKING:

CAPACITOR IS MARKING ON BODY FOR FOLLOWING ITEMS.



八. STANDARD TESTING CONDITION:

CAPACITORS MAY BE MEASURED AT TEMPERATURE 20±5°C

AND HUMIDITY:65±5%RH

九. CHARACTERISTICS				
NO.	TEST ITEMS		CHARACTERISTICS	TEST METHOD
(一)	TESTING VOLTAGE (TV)	BETWEEN TERMINALS	NO BREAKDOWN OR FLASHOVER	150% RATED VOLTAGE FOR 2 SEC NOT EXCEED 15 mA FOR CHANGE 150% WORKING VOLTAGE FOR 60 SEC
		BETWEEN & ENCLOSURE TERMINALS	NO BREAKDOWN OR FLASHOVER	
(二)	INSULATION RESISTANCE (IR)	BETWEEN TERMINALS	$C \leq 0.33\mu F \geq 15000M\Omega$ or more	CHARGING TIME : 60 ± 5 SEC CHARGING VOLTAGE : 100VDC
		BETWEEN & ENCLOSURE TERMINALS	$1.0\mu F \geq C > 0.33\mu F > 5000M\Omega$ or more $C > 1.0\mu F > 1000M\Omega$ or more	
(三)	CAPACITANCE		PLEASE CONSULT PAGE THREE	FREQUENCY AT 1KHZ TEST VOLTAGE 1 V AT $20 \pm 5^\circ C$
(四)	DISSIPATION FACTOR (DF)		1.0%(MAX) AT 1KHZ	TEST VOLTAGE 1V AT $20 \pm 5^\circ C$
(五)	LOAD STRENGTH	PULL TEST	ELECTRICAL AND MECHANICAL CHARACTERISTICS NO CHANGE.	WIRE 0.5mm LOAD 0.5KG 10SEC WIRE 0.6mm LOAD 0.5KG 10SEC WIRE 0.8mm LOAD 0.5KG 10SEC WIRE 1.0mm LOAD 1.0KG 20SEC ACC.TO IEC 68-2-21,TEST UA.
		BENDING TEST	ELECTRICAL AND MECHANICAL CHARACTERISTICS NO CHANGE.	WIRE 0.5mm LOAD 5N : $4 \times 90^\circ$ WIRE 0.6&0.8mm LOAD 5N : $4 \times 90^\circ$ WIRE 1.0mm LOAD 5N : $4 \times 90^\circ$ ACC.TO IEC 68-2-21,TEST UB
(六)	VIBRATION		ELECTRICAL AND MECHANICAL CHARACTERISTICS NO CHANGE.	FREQUENCY RANGE 10-55-10HZ 2HRS FOR DIRECTION * 3 DIRECTIONS ACC.TO IEC 68-2-6, TEST FC&FD B4
(七)	SOLDERABILITY		AFTER THE IMMERSION COVER SOLDER OF 95% AROUND LEAD SURFACE DIPPING POINT.	SOLDERABILITY TEMP. FOR $245 \pm 5^\circ C$ TIME FOR 2 ± 0.5 SEC ACC. TO IEC68-2-20, TEST TA METHOD
(八)	RESISTANCE TO SOLDERING HEAT	CHANGE IN CAPACITANCE	CHANGE IN (max) $< \pm 3\%$	SOLDER TEMP. AT $260 \pm 5^\circ C$ DIPPING TIME FOR 5 ± 1 SEC HAND SOLDER TEMP. AT $350 \pm 10^\circ C$ TIME . AT 3 ± 1 SEC
		TANGENT OF THE LOSS ANGLE	1.0%(MAX) AT 1KHZ	
		DIELECTRIC STRENGTH	150% WORKING VOLTAGE	
		INSULATION RESISTANCE	$C \leq 0.33\mu F > 15G\Omega$ $1.0\mu F \geq C > 0.33\mu F > 5G\Omega$ $C > 1.0\mu F > 1G\Omega$	
		APPEARANCE	NO VISIBLE	

九. CHARACTERISTICS

NO.	TEST ITEMS	CHARACTERISTICS	TEST METHOD
(九)	LOW TEMPERATURE TEST	CHANGE IN CAPACITANCE	CHANGE IN (max) $< \pm 3\%$
		TANGENT OF THE LOSS ANGLE	1.0%(MAX) AT 1KHZ
		DIELECTRIC STRENGTH	150% WORKING VOLTAGE
		INSULATION RESISTANCE	$C \leq 0.33\mu F > 15G\Omega$ $1.0\mu f \geq C > 0.33\mu F > 5 G\Omega$ $C > 1.0\mu f > 1G\Omega$
		APPEARANCE	NO VISIBLE
(十)	HIGH TEMPERATURE TEST	CHANGE IN CAPACITANCE	CHANGE IN (max) $< \pm 5\%$
		TANGENT OF THE LOSS ANGLE	1.0%(MAX) AT 1KHZ
		DIELECTRIC STRENGTH	150% WORKING VOLTAGE
		INSULATION RESISTANCE	$C \leq 0.33\mu F > 15G\Omega$ $1.0\mu f \geq C > 0.33\mu F > 5 G\Omega$ $C > 1.0\mu f > 1G\Omega$
		APPEARANCE	NO VISIBLE
(十一)	TEMPERATURE CYCLE	CHANGE IN CAPACITANCE	CHANGE IN (max) $< \pm 10\%$
		TANGENT OF THE LOSS ANGLE	1.0%(MAX) AT 1KHZ
		DIELECTRIC STRENGTH	150% WORKING VOLTAGE
		INSULATION RESISTANCE	$C \leq 0.33\mu F > 15G\Omega$ $1.0\mu f \geq C > 0.33\mu F > 5 G\Omega$ $C > 1.0\mu f > 1G\Omega$
		APPEARANCE	NO VISIBLE
			ACC TO IEC 68-2-14 METHOD TESTCYCLES
			NO TEMP TIME
			1 + 20°C ± 2°C 30m
			2 - 40°C ± 2°C 30m
			3 + 20°C ± 2°C 30m
			4 + 85°C ± 2°C 30m
			5 + 20°C ± 2°C 30m
			THEN RECOVERY AT ORDINARY CONDITION 2 HORUS
(十二)	HUMIDITY RESISTANCE LOADING TEST	CHANGE IN CAPACITANCE	CHANGE IN (max) $< \pm 10\%$
		TANGENT OF THE LOSS ANGLE	1.0%(MAX) AT 1KHZ
		DIELECTRIC STRENGTH	150% WORKING VOLTAGE
		INSULATION RESISTANCE	$\Delta IR / IR \leq 50\%$
		APPEARANCE	NO VISIBLE
			ACC TO IEC 68-2-14 METHOD HUMIDITY OF 90~95% RH TEMP : 40 ± 2°C APPLIED VOLTAGE : R.V DURATION : 500 + 24/- 0 HOURS THEN RECOVERY AT ORDINARY CONDITION 16 HORUS
(十三)	HIGH TEMPERATURE LOADING	CHANGE IN CAPACITANCE	CHANGE IN (max) $< \pm 3\%$
		TANGENT OF THE LOSS ANGLE	1.0%(MAX) AT 1KHZ
		DIELECTRIC STRENGTH	150% WORKING VOLTAGE
		INSULATION RESISTANCE	$C \leq 0.33\mu F > 15G\Omega$ $1.0\mu f \geq C > 0.33\mu F > 5 G\Omega$ $C > 1.0\mu f > 1G\Omega$
		APPEARANCE	NO VISIBLE
			VOLTAGE OF 125% OF RATED VOLTAGE 50 TO 60Hz SHALL BE APPLIED TO THE CAPACITOR FOR 1000 + 48/0 H THROUGH SERIAL RESISTOR OF 20 TO 1000Ω PER 1V AT THE TEST TEMPERATURE OF 85 ± 2 °C THEN RECOVERY AT ORDINARY CONDITION 16 HORUS

十. TESTING EQUIPMENT 檢測設備:

(一) CAPACITANCE AND 容量和損耗角 (CAP& DF) :

1. UAD TECH 1689 LCR METER.
2. TAI WAN ZENTECH 1062 LCR METER.
3. TAI WAN ZENTECH 1063 LCR METER.
4. TAI WAN ZENTECH 1075 LCR METER.

(二) INSULATION RESISTANCE 絕緣阻抗 (IR) :

1. DAN BRIDGE 602 METER
2. ZENTECH 705 IR METER.

(三) DIELECTRIC STRENGTH 耐電壓 (TV) :

1. ZENTECH 902
2. TAI WAN EXTECH 7450

(四) AUTO SORTING MACHINES 自動分選機(選別機)

1. TAI WAN URANUS SORTING AUTOMATIC
2. TAI WAN WELL DELL SORTING AUTOMATIC

(五) CHARACTERISTICS OF PERMISSIBLE CURRENT TO FREQUENCY

許容電流與頻率特性

1. CHROMA PROGRAMMABLE HF AC TESTER MODEL 11805
可程式高頻交流測試器11805
2. CHROMA DIGIT MULTIMETER 12061
六位半數位多功能電表
3. CHROMD CAPACITOR LEAKAGE CURRENT / IR METER MODEL 11200
電容漏電流/絕緣電阻表11200

(六) RoHS & WITHOUT HALOGEN

RoHS和無鹵產品

1. SHIMADZU EDX-LE

十一. ACCEPTABLE QUALITY LEVEL 允收標準 (AQL):

AQL IS ACCORDING TO MIL-STD-105E-II, BY LOT GOING INSPECTION.

允收標準(AQL)是根據MIL-STD-105E-II抽樣方試檢驗

(一) APPEARANCE AQL : 1.0 AC

外觀不良低於1.0為允收

(二) DIMENSIONS AQL: 1.0 AC

尺寸不良低於1.0為允收

(三) MECHANICAL CHARACTERISTICS AQL: 1.0 AC

機械特性不良低於1.0為允收

(四) ELECTRICAL CHARACTERISTICS AQL: 0.065 (INCLUDE CAP,DF,TV,IR)

電器特性不良低於 0.065 (包括 CAP,DF,TV,IR)

十二. Product electrical characteristic graph 產品電氣特性圖

溫度性能

Temperature Characteristics



頻率性能

Frequency Characteristics



十三. Soldering suggestions - 焊接建議

When soldering a capacitor, heat in soldering is conducted to the element of the capacitor from wire lead and an enclosure, and hence it should be noted that soldering under high temperature and a long period may cause deterioration of breakdown of capacitors. Characteristic or Be sure to solder within the following temperature condition range.

當焊接電容時，焊錫熱會通過引線端子高溫和封裝層傳遞到電容素子，因此必須注意高溫和長時間焊接引起的電容器特性衰減或損壞，請確認焊錫在以下溫度範圍內。

Ts : Capacitor body maximum temperature at wave soldering
電容器本體最高波峰焊溫度

Tp : Capacitor body maximum temperature at pre-heating
電容器本體最高預熱溫度



Body temperature should follow the description below :
電容器本體溫度應該符合以下描述：

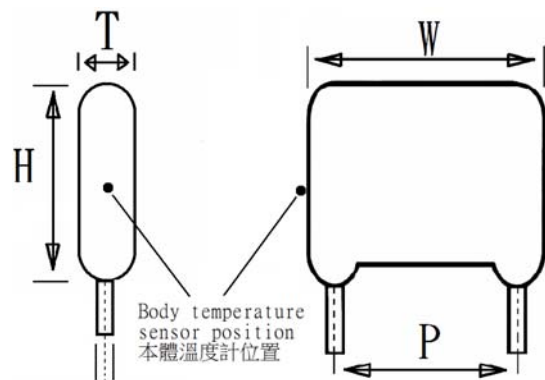
PP 聚丙烯電容器

During pre-heating : $T_p \leq 115^\circ\text{C}$

During soldering : $T_s \leq 120^\circ\text{C}$, $t_s \leq 45\text{ s}$

預熱期間溫度 : $T_p \leq 115^\circ\text{C}$

焊接期間溫度 : $T_s \leq 120^\circ\text{C}$, $t_s \leq 45\text{ 秒}$



	X s	X s
T 產品厚度 ≥ 6mm	10 s	
6mm > T 產品厚度 ≥ 5mm 且 K 3.5mm	10 s	
6mm > T 產品厚度 ≥ 5mm		5 s
5mm > T 產品厚度 ≥ 4.5mm 且 K 3.5mm		5 s
OPP P < 7.5mm 或 T 產品厚度 < 4.5 mm	3 s	

十四. When SMD components are used together with leaded ones, the film capacitors should not pass into the SMD adhesive curing. The leaded components should be assembled after the SMD curing step.

當SMD元件與引腳式元件一起使用時，薄膜電容器不應進入SMD粘合劑固化爐。引腳式部件應在SMD固化步驟之後組裝。

十五. Leaded film capacitors are not suitable for reflow soldering.

引腳式薄膜電容器不適合回流焊。

十六. In order to ensure proper conditions for manual or selective soldering, the body temperature of the capacitor (Ts) must be ≤ 120°C

為了確保手動或選擇性焊接的適當條件，電容器 (Ts) 的本體溫度必須是 ≤ 120°C

十七. One recommended condition for manual soldering is that the tip of the soldering iron should be < 360°C and the soldering contact time should be no longer than 3 seconds.

手工焊接的一個推薦條件是烙鐵的頂端應該是 < 360°C，焊接接觸時間不應超過3秒。

十八. Manufacturers製造商：JOEY ELECTRONICS CO,LTD. 久亦電子有限公司。
Origin , including 產地：CHINA P .R .C 中國

十九. The compliance with enviroment requirement 環保要求符合性

- 19.1 Compliance with the requirement of RoHS.符合RoHS要求。
- 19.2 Compliance with the requirement of REACH.符合REACH要求。
- 19.3 Without Halogen (as required) 符合無鹵 (如要求) 。

二十. Storage conditions 存儲條件：

- 20.1 It should be noted that the solderability of the terminals may be deteriorated when Stored bardly in an atmosphere for a long periods.
請注意，長時間暴露在空氣中會導致引線焊接性能衰減。
- 20.2 It shouldn't be located in particularly high temperature and high humidity , it must Submit to the following conditions (keeping in the original package)：
不能放置在高溫和高濕環境中，請遵循以下存儲條件 (原包裝下保存)
Temperature 溫度：35°C MAX.
Relative humidity 相對濕度：80% MAX.
- 20.3 Storage period：(from the manufacturing date marked on the label in package bag)
Loose：12months MAX.
存儲時間：(包裝袋上標注的生產日期為準) 最長12個月。

二一. Characteristics and test conditions 電氣特性和測試條件：

Test condition：Unless otherwise specified , the standard range of atmospheric Conditions for marking measurements and test is as follows Ambient
Temperature 環境溫度：15~35°C
Relaive humidity 相對濕度：25~75%
If there may be any doubt on the results , measurements shall be made within the Following limits.
如對測試結果有任何疑問，則按以下限制測試：
Ambient temperature 環境溫度：20 ~ 25 °C
Relative humidity 環境濕度：60 ~ 70% .

X-ON Electronics

Largest Supplier of Electrical and Electronic Components

Click to view similar products for [Film Capacitors](#) category:

Click to view products by [Joey Electronics](#) manufacturer:

Other Similar products are found below :

[703-6G](#) [82EC1100DQ50K](#) [MMWAF150KME](#) [PCY2130F30153](#) [QXJ2E474KTPT](#) [QXL2B333KTPT](#) [QXM2G104K](#) [DPM16S56K-1F](#)
[EEC2G505HQA406](#) [B32234-.033@250V-K](#) [B32520C6332K000](#) [B32522C6104K000](#) [B32523Q3155J](#) [B32676E6755K](#) [B81133-C1104-M3](#)
[MTC355L1](#) [217-0716-001](#) [PA225L30](#) [CB182K0184J--](#) [KP1830-247/061-G](#) [274ACF4400WA0J](#) [SCD105K122A3-22](#) [SCD205K122A3-24](#)
[A521HP102M400C](#) [F601BL225K063CL60A](#) [PCX2339F65224](#) [PCX2339F65334](#) [2222 368 55105](#) [2222 370 21683](#) [QXL2E473KTPT](#)
[445450-1](#) [B32524Q6155J](#) [46KI3100JBM1K](#) [MKP 1839-215-633](#) [MKP 1840-447-165](#) [MKP383510063JKP2T0](#) [WMC08P22](#)
[46KN410000N1K](#) [46KR368050M1M](#) [ECQ-W4223KZ](#) [EEC2G805HQA415](#) [PA103L30](#) [82DC3100DQ50J](#) [82DC4100AA60K](#)
[82EC2150DQ50K](#) [WMF1D68](#) [PHE841ED6150MR17T0](#) [VEA105K50](#) [82EC2220DQ50J](#) [F850AG102M300C](#)