



久亦電子有限公司

JOEY ELECTRONICS CO., LTD.

塑膠薄膜電容器規格承認書

SPECIFICATION OF PLASTIC FILM CAPACITOR FOR APPROVAL

立创商城

客 戶 名 稱 : 深 圳 市 立 创 电 子 商 务 有 限 公 司
(Customer)
項 目 : MEF 系 列
(Item)
客 戶 料 號 :
(Customer Part No)
久 亦 料 號 :
(Joey Parts No)
送 樣 日 期 :
(Date)
備 注 :
(Remark)

CUSTOMER APPROVAL 廠商認可

請確認後簽回，若不簽回，視同默認。

PLEASE SIGNATURE AFTER CHECKING, NO SIGNATURE IS EQUAL PRETERMIT.

承認章 (Approved By)

| |
|---------------------|
| 承認章 (Approved By) |
| |

廣東省東莞市企石鎮舊圍村東湖路1號2號樓201室

Room 201, Building 2, No. 1, Donghu Road, Jiuwei Village, Qishi Town, Dongguan, Guangdong

TEL : 0769 - 83729966 FAX : 0769 - 83729969



Unit : mm

| 立創編號 | 久亦料號 | 規格 | W | H | T | dØ | P | FIG | 備注 |
|-----------|--------------------|---------------|------|------|-----|-------|-----|-----|----------|
| | | | max | max | max | ±0.05 | | 1 | |
| C18295875 | MEF103J2A2AT2000A1 | MEF103J100V | 7.5 | 8 | 5 | 0.5 | 5 | 9 | 5AT5 |
| C18295876 | MEF103J2E2AT2000A1 | MEF103J250V | 7.5 | 7 | 4 | 0.5 | 5 | 9 | 5AT5 |
| C18295877 | MEF103J2E4AS4040A1 | MEF103J250V | 13 | 9 | 6 | 0.6 | 10 | 1 | 10AS10 |
| C18295878 | MEF103J2E3AS3040A1 | MEF103J250V | 13 | 9 | 6 | 0.6 | 7.5 | 1 | 7.5AS7.5 |
| C4355232 | MEF103K3A4AA420MA1 | MEF103K1000V | 12.5 | 8 | 5 | 0.6 | 10 | 1 | 10AA10 |
| C4355233 | MEF103K2E4AA425MA1 | MEF103K250V | 13 | 9 | 6 | 0.6 | 10 | 1 | 10AA10 |
| C4355234 | MEF103K2G3AA320MA1 | MEF103K400V | 11 | 8 | 5 | 0.6 | 7.5 | 1 | 7.5AA7.5 |
| C18295879 | MEF103K2L3AS3032A1 | MEF103K450V | 10 | 8 | 4.5 | 0.6 | 7.5 | 1 | 7.5AS7.5 |
| C18295880 | MEF103K2J3KA320MA1 | MEF103K630V | 10 | 9 | 4.2 | 0.6 | 7.5 | 4 | 7.5KA7.5 |
| C4355235 | MEF103K2J4AA420MA1 | MEF103K630V | 13 | 10 | 6 | 0.6 | 10 | 1 | 10AA10 |
| C4355236 | MEF104K2G6AA620MA1 | MEF104J400V | 17.5 | 11 | 6 | 0.6 | 15 | 1 | 15AA15 |
| C18295881 | MEF104J2L3AS3035A1 | MEF104J450V | 10 | 8.5 | 5 | 0.6 | 7.5 | 1 | 7.5AS7.5 |
| C18295882 | MEF104J2J6AS6040A1 | MEF104J630V | 18 | 12 | 6.5 | 0.6 | 15 | 1 | 15AS15 |
| C4355237 | MEF104KAM3AA320MA1 | MEF104K125VAC | 10.5 | 8 | 5 | 0.6 | 7.5 | 1 | 7.5AA7.5 |
| C4355238 | MEF104K2D3AA320MA1 | MEF104K200V | 10 | 11 | 4 | 0.6 | 7.5 | 1 | 7.5AA7.5 |
| C18295883 | MEF104K2E3AS3035A1 | MEF104K250V | 10.5 | 9 | 4.5 | 0.6 | 7.5 | 1 | 7.5AS7.5 |
| C4355239 | MEF105K2E4AA420MA1 | MEF104K250V | 14 | 10 | 7 | 0.6 | 10 | 1 | 10AA10 |
| C18295884 | MEF104K2G3AS3040A1 | MEF104K400V | 10 | 10.5 | 6.5 | 0.6 | 7.5 | 1 | 7.5AS7.5 |
| C18295885 | MEF104K2G6AS6036A1 | MEF104K400V | 19 | 13 | 7 | 0.8 | 15 | 1 | 15AS15 |
| C4355240 | MEF104K2G6AA620MA2 | MEF104K400V | 18 | 12 | 7 | 0.6 | 15 | 1 | 15AA15 |
| C4355241 | MEF104K2G4AA420MA1 | MEF104K400V | 12 | 12 | 6 | 0.6 | 10 | 1 | 10AA10 |
| C4355242 | MEF104K2G6AA625MA1 | MEF104K400V | 14 | 15 | 8 | 0.6 | 10 | 1 | 10+1 |
| C18295886 | MEF104K2L6AS6035A1 | MEF104K450V | 18 | 11 | 6 | 0.6 | 15 | 1 | 15AS15 |
| C4355243 | MEF104K2L6AA625MA1 | MEF104K450V | 13 | 10.5 | 6 | 0.6 | 10 | 1 | 10AA10 |
| C4355244 | MEF104K2L3AA320MA1 | MEF104K450V | 10.5 | 8 | 5 | 0.6 | 7.5 | 1 | 7.5AA7.5 |

| | | | | | | | | | |
|-----------|--------------------|---------------|------|------|-----|-----|-----|---|----------|
| C18295887 | MEF104K2H4ET2000A1 | MEF104K500V | 12.5 | 10 | 6 | 0.6 | 5 | 6 | 10ET5 |
| C4355245 | MEF104K2J6AA620MA1 | MEF104K630V | 19 | 15 | 10 | 0.8 | 15 | 1 | 15AA15 |
| C4355246 | MEF105K2E8AA820MA1 | MEF105K250V | 24 | 15 | 10 | 0.8 | 20 | 1 | 20AA20 |
| C18295888 | MEF105K2G8AS8034A1 | MEF105K400V | 22.8 | 13.5 | 8.2 | 0.8 | 20 | 1 | 20AS20 |
| C4355247 | MEF115K2E6AA620MA1 | MEF115K250V | 18 | 17 | 11 | 0.8 | 15 | 1 | 15AA15 |
| C18295889 | MEF123J2G2AS2028A1 | MEF123J400V | 7.5 | 7 | 4 | 0.5 | 5 | 1 | 5AS5 |
| C18295890 | MEF123J2J4ES3035A1 | MEF123J630V | 12.5 | 8.5 | 6 | 0.6 | 7.5 | 2 | 10ES7.5 |
| C18295891 | MEF124J2E4AS4031A1 | MEF124J250V | 12.5 | 11 | 4 | 0.6 | 10 | 1 | 10AS10 |
| C18295892 | MEF124J2G3AS3031A1 | MEF124J400V | 10.5 | 9.5 | 6.5 | 0.6 | 7.5 | 1 | 7.5AS7.5 |
| C18295893 | MEF124K2G3AS3031A1 | MEF124K400V | 10.5 | 9.5 | 6.5 | 0.6 | 7.5 | 1 | 7.5AS7.5 |
| C18295894 | MEF124K2L3AS3035A1 | MEF124K450V | 10 | 9 | 5 | 0.6 | 7.5 | 1 | 7.5AS7.5 |
| C4355248 | MEF152K2J3AA320MA1 | MEF152K630V | 9.5 | 8.5 | 5 | 0.6 | 7.5 | 1 | 7.5AA7.5 |
| C18295895 | MEF153J2G3ES2040A1 | MEF153J400V | 10 | 8 | 5 | 0.6 | 5 | 2 | 7.5ES5 |
| C18295896 | MEF153O2G2AS2052A1 | MEF153O400V | 7 | 5.5 | 3.5 | 0.5 | 5 | 1 | 5AS5 |
| C18295897 | MEF153O2G3AS3031A1 | MEF153O400V | 10.5 | 8.5 | 5 | 0.6 | 7.5 | 1 | 7.5AS7.5 |
| C18295898 | MEF153P2G2AS2031A1 | MEF153P400V | 7 | 7.7 | 4 | 0.5 | 5 | 1 | 5AS5 |
| C18295899 | MEF153P2G3AS3031A1 | MEF153P400V | 9 | 7.5 | 3.5 | 0.6 | 7.5 | 1 | 7.5AS7.5 |
| C18295900 | MEF153P2J3ES2031A1 | MEF153P630V | 9.5 | 8 | 4.5 | 0.6 | 5 | 2 | 7.5ES5 |
| C18295901 | MEF154K2E3AS3040A1 | MEF154K250V | 10 | 9.5 | 5 | 0.6 | 7.5 | 1 | 7.5AS7.5 |
| C18295902 | MEF154K2G6AS6036A1 | MEF154K400V | 18 | 12 | 7 | 0.8 | 15 | 1 | 15AS15 |
| C18295903 | MEF154K2G3AS3040A1 | MEF154K400V | 10 | 11 | 6 | 0.6 | 7.5 | 1 | 7.5AS7.5 |
| C18295904 | MEF154K2L3AS3035A1 | MEF154K450V | 10.5 | 9 | 5 | 0.6 | 7.5 | 1 | 7.5AS7.5 |
| C18295905 | MEF154K2L4AS4040A1 | MEF154K450V | 12.5 | 12 | 6 | 0.6 | 10 | 1 | 10AS10 |
| C4355249 | MEF155K2E8AA820MA1 | MEF155K250V | 24 | 17 | 9.3 | 0.8 | 20 | 1 | 20AA20 |
| C4355250 | MEF155K2E8AA820MA2 | MEF155K250V | 23 | 17.5 | 8 | 0.8 | 20 | 1 | 20AA20 |
| C18295906 | MEF163J2J4AS4031A1 | MEF163J630V | 12.5 | 9.5 | 5 | 0.6 | 10 | 1 | 10AS10 |
| C18295907 | MEF183J2G3AS3031A1 | MEF183J400V | 9 | 8 | 5 | 0.6 | 7.5 | 1 | 7.5AS7.5 |
| C4355251 | MEF185KAM8AA820MA1 | MEF185K125VAC | 24 | 18 | 9 | 0.8 | 20 | 1 | 20AA20 |
| C18295908 | MEF222J2E4AS4060A1 | MEF222J250V | 14 | 10 | 6 | 0.6 | 10 | 1 | 10AS10 |
| C18295909 | MEF222K2A3KS3031A1 | MEF222K100V | 10.5 | 9.5 | 6 | 0.6 | 7.5 | 4 | 7.5KS7.5 |
| C4355252 | MEF222K2J3AA320MA1 | MEF222K630V | 9.5 | 8 | 5 | 0.6 | 7.5 | 1 | 7.5AA7.5 |
| C18295910 | MEF223J2G3AS3031A1 | MEF223J400V | 10.5 | 9.5 | 5 | 0.6 | 7.5 | 1 | 7.5AS7.5 |
| C18295911 | MEF223J2L3AS3035A1 | MEF223J450V | 10 | 8 | 4.5 | 0.6 | 7.5 | 1 | 7.5AS7.5 |
| C18295912 | MEF223J2J4AS4040A1 | MEF223J630V | 13 | 12.5 | 6 | 0.6 | 10 | 1 | 10AS10 |
| C18295913 | MEF223K2E3AS3040A1 | MEF223K250V | 10 | 9 | 5.5 | 0.6 | 7.5 | 1 | 7.5AS7.5 |
| C18295914 | MEF223K2G3ES2031A1 | MEF223K400V | 9.5 | 7 | 4.5 | 0.6 | 5 | 2 | 7.5ES5 |
| C18295915 | MEF223K2L3AS3032A1 | MEF223K450V | 10 | 8 | 4.5 | 0.6 | 7.5 | 1 | 7.5AS7.5 |

| | | | | | | | | | |
|-----------|--------------------|---------------|------|------|-----|-----|-----|---|----------|
| C18295916 | MEF223K2J4AS4040A1 | MEF223K630V | 13 | 10 | 6.5 | 0.6 | 10 | 1 | 10AS10 |
| C18295917 | MEF224K2D3AS3040A1 | MEF224K200V | 10 | 12 | 4.3 | 0.6 | 7.5 | 1 | 7.5AS7.5 |
| C18295918 | MEF224K2E2AS2030A1 | MEF224K250V | 7.5 | 9.6 | 5.5 | 0.5 | 5 | 1 | 5AS5 |
| C18295919 | MEF224K2E3AS3040A1 | MEF224K250V | 10.5 | 10 | 6 | 0.6 | 7.5 | 1 | 7.5AS7.5 |
| C4355253 | MEF224K2E6AA620MA1 | MEF224K250V | 17 | 10 | 5 | 0.6 | 15 | 1 | 15AA15 |
| C18295920 | MEF224K2G6AS6040A1 | MEF224K400V | 18 | 14 | 9 | 0.8 | 15 | 1 | 15AS15 |
| C4355255 | MEF224K2G3AA320MA1 | MEF224K400V | 10 | 12 | 6.3 | 0.6 | 7.5 | 1 | 7.5AA7.5 |
| C18295921 | MEF224K2L3AS3035A1 | MEF224K450V | 10 | 11 | 5 | 0.6 | 7.5 | 1 | 7.5AS7.5 |
| C18295922 | MEF225K2G8AS8034A1 | MEF225K400V | 21.3 | 16.4 | 9.4 | 0.8 | 20 | 1 | 20AA20 |
| C4355258 | MEF255K2E8AA820MA1 | MEF255K250V | 24 | 16 | 9 | 0.8 | 20 | 1 | 20AA20 |
| C18295923 | MEF273J2L2AS2052A1 | MEF273J250V | 7 | 3.5 | 3 | 0.5 | 5 | 1 | 5AS5 |
| C18295924 | MEF273J2G2AS2021A1 | MEF273J400V | 7.5 | 7.5 | 4.5 | 0.5 | 5 | 1 | 5AS5 |
| C18295925 | MEF273K2E2AS2031A1 | MEF273K250V | 7 | 6 | 3.5 | 0.5 | 5 | 1 | 5AS5 |
| C18295926 | MEF273K2G3ES2027A1 | MEF273K400V | 9.5 | 9 | 5 | 0.6 | 5 | 1 | 7.5ES5 |
| C18295927 | MEF333J2G3AS3031A1 | MEF333J400V | 9 | 8 | 5 | 0.6 | 7.5 | 1 | 7.5AS7.5 |
| C18295928 | MEF333J2G4AS4031A1 | MEF333J400V | 13 | 8.5 | 6 | 0.6 | 10 | 1 | 10AS10 |
| C18295929 | MEF333J2L3WS4040A1 | MEF333J450V | 10.5 | 9.5 | 6 | 0.6 | 10 | 5 | 7.5WS10 |
| C18295930 | MEF333J2J4AS4030A1 | MEF333J630V | 11.7 | 10 | 4.9 | 0.6 | 10 | 1 | 10AS10 |
| C18295931 | MEF333K2G3AS3040A1 | MEF333K400V | 10.5 | 8.5 | 5 | 0.6 | 7.5 | 1 | 7.5AS7.5 |
| C18295932 | MEF333K2L3AS3035A1 | MEF333K450V | 10.5 | 8.5 | 5 | 0.6 | 7.5 | 1 | 7.5AS7.5 |
| C4355261 | MEF334J2E8AA820MA1 | MEF334J250V | 24 | 9.5 | 7 | 0.8 | 20 | 1 | 20AA20 |
| C18295933 | MEF334J2G6AS6040A1 | MEF334J400V | 19 | 15 | 11 | 0.8 | 15 | 1 | 15AS15 |
| C18295934 | MEF334KAM6AS6032A1 | MEF334K125VAC | 18 | 11 | 7 | 0.6 | 15 | 1 | 15AS15 |
| C18295935 | MEF334K2E3AS3040A1 | MEF334K250V | 10.5 | 11.5 | 7 | 0.6 | 7.5 | 1 | 7.5AS7.5 |
| C4355262 | MEF334K2E4AA420MA1 | MEF334K250V | 12.5 | 11 | 7 | 0.6 | 10 | 1 | 10AA10 |
| C18295936 | MEF392J2G3AS3030A1 | MEF392J400V | 10.5 | 9.5 | 4 | 0.6 | 7.5 | 1 | 7.5AS7.5 |
| C18295937 | MEF393J2G4KS4031A1 | MEF393J400V | 13 | 10 | 7 | 0.6 | 10 | 4 | 10KS10 |
| C18295938 | MEF393J2G3AS3031A1 | MEF393J400V | 10.5 | 9 | 5.5 | 0.6 | 7.5 | 1 | 7.5AS7.5 |
| C18295939 | MEF393J2J4AS4031A1 | MEF393J630V | 12 | 10 | 4.9 | 0.6 | 10 | 1 | 10AS10 |
| C18295940 | MEF393K2E3AS3031A1 | MEF393K250V | 10.3 | 7.5 | 4.5 | 0.6 | 7.5 | 1 | 7.5AS7.5 |
| C18295941 | MEF393K2J4AS4031A1 | MEF393K630V | 12 | 10 | 4.9 | 0.6 | 10 | 1 | 10AS10 |
| C4355264 | MEF471K2J3AA320MA1 | MEF471K630V | 11 | 9 | 6 | 0.6 | 7.5 | 1 | 7.5AA7.5 |
| C18295942 | MEF472J2G3AS3031A1 | MEF472J400V | 10 | 7.5 | 5 | 0.6 | 7.5 | 1 | 7.5AS7.5 |
| C18295943 | MEF473J2G3AS3031A1 | MEF473J400V | 10.5 | 9.5 | 6.5 | 0.6 | 7.5 | 1 | 7.5AS7.5 |
| C18295944 | MEF473J2G4AS4031A1 | MEF473J400V | 13 | 9.5 | 6 | 0.6 | 10 | 1 | 10AS10 |
| C18295945 | MEF473J2L3WS4040A1 | MEF473J450V | 10.5 | 9.5 | 6.5 | 0.6 | 10 | 5 | 7.5WS10 |
| C4355266 | MEF473J2L3AA320MA1 | MEF473J450V | 10.5 | 8.5 | 4.5 | 0.6 | 7.5 | 1 | 7.5AA7.5 |

| | | | | | | | | | |
|-----------|--------------------|-------------|------|------|-----|-----|-----|---|----------|
| C18295946 | MEF473K2E3AS3040A1 | MEF473K250V | 10 | 7.5 | 4.5 | 0.6 | 7.5 | 1 | 7.5AS7.5 |
| C4355267 | MEF473K2E4AA420MA1 | MEF473K250V | 12 | 7.5 | 4 | 0.6 | 10 | 1 | 10AA10 |
| C4355268 | MEF473K2E2AA220MA1 | MEF473K250V | 8 | 8 | 5 | 0.5 | 5 | 1 | 5AA5 |
| C18295947 | MEF473K2G3AS3040A1 | MEF473K400V | 10 | 9.5 | 5.5 | 0.6 | 7.5 | 1 | 7.5AS7.5 |
| C4355269 | MEF473K2G2AA220MA1 | MEF473K400V | 7.5 | 8 | 5 | 0.5 | 5 | 1 | 5AA5 |
| C18295948 | MEF473K2L3AS3032A1 | MEF473K450V | 10.5 | 8 | 5 | 0.6 | 7.5 | 1 | 7.5AS7.5 |
| C18295949 | MEF473K2L3AT3000A1 | MEF473K450V | 10 | 9 | 5.5 | 0.6 | 7.5 | 9 | 7.5AT7.5 |
| C18295950 | MEF473K2L4AT4000A1 | MEF473K450V | 12.5 | 7.5 | 4.5 | 0.6 | 10 | 9 | 10AT10 |
| C4355270 | MEF473K2J3AA320MA1 | MEF473K630V | 10 | 10 | 6.5 | 0.6 | 7.5 | 1 | 7.5AA7.5 |
| C4355271 | MEF474K2E4AA420MA1 | MEF474K250V | 12.5 | 12 | 8 | 0.6 | 10 | 1 | 10AA10 |
| C18295951 | MEF474K2G6AS6036A1 | MEF474K400V | 18.5 | 17 | 7.8 | 0.6 | 15 | 1 | 15AS15 |
| C18295952 | MEF513K2L3AS3035A1 | MEF513K450V | 10.5 | 10 | 5 | 0.6 | 7.5 | 1 | 7.5AS7.5 |
| C18295953 | MEF563J2G3AS3031A1 | MEF563J400V | 10.5 | 9.5 | 6.5 | 0.6 | 7.5 | 1 | 7.5AS7.5 |
| C18295954 | MEF563J2J4KS4035A1 | MEF563J630V | 12.5 | 11 | 6 | 0.6 | 10 | 4 | 10KS10 |
| C18295955 | MEF563J2J4AS4030A1 | MEF563J630V | 11.7 | 10 | 5.6 | 0.6 | 10 | 1 | 10AS10 |
| C18295956 | MEF563K2L3AS3035A1 | MEF563K450V | 10.5 | 10 | 5 | 0.6 | 7.5 | 1 | 7.5AS7.5 |
| C4355272 | MEF604J2E6AA620MA1 | MEF604J250V | 17.5 | 12.4 | 7.6 | 0.6 | 15 | 1 | 15AS15 |
| C4355273 | MEF624J2G4AA420MA1 | MEF624J400V | 13 | 15 | 10 | 0.6 | 10 | 1 | 10AA10 |
| C18295957 | MEF682J2G3ES2028A1 | MEF682J400V | 11 | 7.5 | 5 | 0.6 | 5 | 2 | 7.5ES5 |
| C18295958 | MEF682J1H2AT2000A1 | MEF682J50V | 9 | 8 | 5 | 0.5 | 5 | 9 | 5AT5 |
| C18295959 | MEF683J2G4AA420MA1 | MEF683J400V | 12.5 | 9.5 | 5.5 | 0.6 | 10 | 1 | 10AS10 |
| C18295960 | MEF683K2E3AS3030A1 | MEF683K250V | 10.5 | 8.5 | 5 | 0.6 | 7.5 | 1 | 7.5AS7.5 |
| C4355274 | MEF683K2E4AA420MA1 | MEF683K250V | 12.5 | 9.5 | 5 | 0.6 | 10 | 1 | 10AA10 |
| C18295961 | MEF683K2G4AS4031A1 | MEF683K400V | 13 | 10 | 6 | 0.6 | 10 | 1 | 10AS10 |
| C4355275 | MEF683K2G3AA320MA1 | MEF683K400V | 9.4 | 8 | 4.6 | 0.6 | 7.5 | 1 | 7.5AA7.5 |
| C18295962 | MEF683K2L3AS3032A1 | MEF683K450V | 10.5 | 8 | 5 | 0.6 | 7.5 | 1 | 7.5AS7.5 |
| C18295963 | MEF683K2L4AS4031A1 | MEF683K450V | 13 | 15 | 8 | 0.6 | 10 | 1 | 10AS10 |
| C18295964 | MEF684K2E6AS6035A1 | MEF684K250V | 18 | 15 | 9 | 0.8 | 15 | 1 | 15AS15 |
| C18295965 | MEF822J2G3AS3031A1 | MEF822J400V | 11 | 9 | 6 | 0.6 | 7.5 | 1 | 7.5AS7.5 |
| C4355276 | MEF823K2G4AA420MA1 | MEF823K400V | 12.5 | 10 | 6 | 0.6 | 10 | 1 | 10AA10 |
| C18295966 | MEF823K2L3KS3035A1 | MEF823K450V | 10 | 8 | 5 | 0.6 | 7.5 | 4 | 7.5KS7.5 |
| C18295967 | MEF823K2L3AS3035A1 | MEF823K450V | 10 | 8 | 5 | 0.6 | 7.5 | 1 | 7.5AS7.5 |
| C4355277 | MEF823K2L4AA420MA1 | MEF823K450V | 13 | 9 | 5.5 | 0.6 | 10 | 1 | 10AA10 |
| C5373346 | MEF104J2A2AA220MA1 | MEF104J100V | 7 | 6.5 | 3.5 | 0.5 | 5 | 1 | 5AA5 |
| C5373347 | MEF105J2A2AA220MA1 | MEF105J100V | 7.2 | 11.5 | 6.5 | 0.5 | 5 | 1 | 5AA5 |

產品編碼說明 Part number code system

1.各型號電容 Capacitor code of types

| ①②③ | | ④⑤⑥ | | ⑦ | ⑧⑨ | | ⑩ | | ⑪⑫ | | ⑬ | ⑭⑮⑯ | | | |
|------------------|---------|--------------------------|---------|------------|---------------------------|-----------|---------|---------------------|--------------|--------------------------------|---|---------------|--|-----------|--|
| M E F | | 1 0 5 | | J | 2 E | | 8 | | A A | | 8 | 2 0 M | | | |
| 品名 Series | | 額定容量 Rated Cap. | | | 額定電壓 Rated Voltage | | | 腳距碼 (Pitch)P | | 腳型碼 Forming lead shapes | | | | | |
| 型號 Type | 代碼 Code | 容量(μf) Cap. | 代碼 Code | 電壓 Voltage | 代碼 Code | 腳距 P (mm) | 代碼 Code | 圖形 Fig. | 備註 Note (mm) | 代碼 Code | | | | | |
| PEI | PEI | 0.0010 | 102 | 50 VDC | 1H | 5 | 2 | | L≥20 / P±1 | AA | | | | | |
| PEN | PEN | 0.0011 | 112 | 63 VDC | 1J | 7.5 | 3 | | L±1 / P±1 | AS | | | | | |
| MEF | MEF | 0.0012 | 122 | 100 VDC | 2A | 10 | 4 | | L≥20 / P±1 | KA | | | | | |
| MET | MET | | ... | 200 VDC | 2D | 12.5 | 5 | | L±1 / P±1 | KS | | | | | |
| MEA | MEA | 0.010 | 103 | 250 VDC | 2E | 15 | 6 | | L≥20 / P1±1 | EA | | | | | |
| MEB | MEB | 0.011 | 113 | 400 VDC | 2G | 20 | 8 | | L±1 / P±1 | ES | | | | | |
| PPN | PPN | 0.012 | 123 | 450 VDC | 2L | 22.5 | 9 | | L≥20 / P1±1 | WA | | | | | |
| MPP | MPP | | ... | 500 VDC | 2H | 25 | A | | L±1 / P±1 | WS | | | | | |
| MPT | MPT | 0.100 | 104 | 520VDC | 2B | 27.5 | B | | L≥20 / P1±1 | NA | | | | | |
| MPA | MPA | 0.110 | 114 | 630 VDC | 2J | 32.5 | D | | L±1 / P±1 | NS | | | | | |
| MPB | MPB | | ... | 800 VDC | 2K | 35 | E | | P+0.8~-0.2 | AT | | | | | |
| X1 | XX1 | 1.0 | 105 | 1000 VDC | 3A | 37.5 | F | | P+0.8~-0.2 | KT | | | | | |
| X2 | XX2 | | ... | 1200 VDC | 3B | 42.5 | H | | P+0.8~-0.2 | ET | | | | | |
| MinBox | MIB | | | 1250 VDC | 3M | 3 | P | | P+0.8~-0.2 | ET | | | | | |
| MES | MES | | | 1500 VDC | 3C | 4 | Q | | P+0.8~-0.2 | ET | | | | | |
| MPS | MPS | | | 1600 VDC | 3V | 6 | S | | P+0.8~-0.2 | ET | | | | | |
| KPS | KPS | | | 1800 VDC | 3W | 7 | R | | Axial(L≥28) | LA | | | | | |
| MPH | MPH | | | 2000 VDC | 3D | 8 | W | | Axial軟導線 | LX | | | | | |
| MHS | MHS | | | 2500 VDC | 3E | 16 | X | | | | | | | | |
| KHS | KHS | | | 3000 VDC | 3F | 21 | Y | | | | | | | | |
| KES | KES | | | 300 VAC | A1 | 31.5 | Z | | | | | | | | |
| PPS | PPS | | | 275 VAC | A2 | 43.5 | V | | | | | | | | |
| 2PS | 2PS | | | 100 VAC | A3 | 橫軸 Axial | 0 | | | | | | | | |
| 3PS | 3PS | | | 160 VAC | A4 | | | | | | | | | | |
| 4PS | 4PS | | | 200 VAC | A5 | | | | | | | | | | |
| 5PS | 5PS | | | 250 VAC | A6 | | | | | | | | | | |
| 6PS | 6PS | | | 450 VAC | A7 | | | | | | | | | | |
| VPF | VPF | | | 310VAC | AE | | | | | | | | | | |
| VPB | VPB | | | 330VAC | A9 | | | | | | | | | | |
| | | 容差碼 Cap.Tolerance | | | | | | | | | | 腳長(mm) | | 代碼 | |
| | | F ±1% | | | | | | | | | | 3.2 | | 032 | |
| | | G ±2% | | | | | | | | | | 直腳(L≥20) | | 20M | |
| | | H ±3% | | | | | | | | | | 編帶(TAP) | | 000 | |
| | | J ±5% | | | | | | | | | | | | | |
| | | K ±10% | | | | | | | | | | | | | |
| | | M ±20% | | | | | | | | | | | | | |

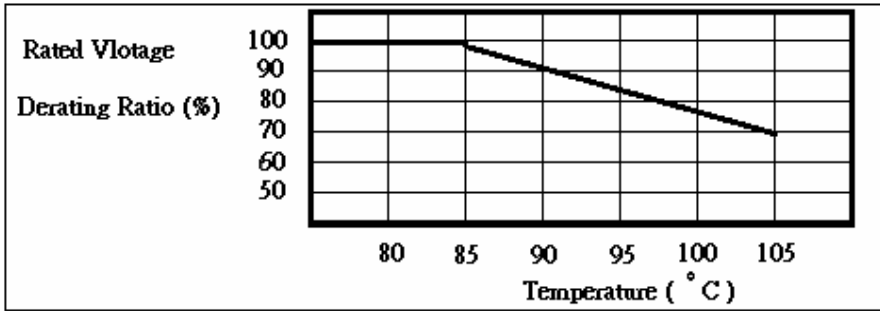
第⑩碼⑬碼為腳距碼
 第⑩碼為原始腳距碼
 第⑬碼為整形後腳距碼

一. SCOPE: THIS SPECIFICATION APPLIED TO CAPACITOR FOR TYPE "MEF"
(METALLIZED POLYESTER FILM CAPACITOR).

二. OPERATING TEMPERATURE: - 40°C ~ + 105°C

(Derating ratio of rated voltage to + 85°C ~ + 105°C : 1.5% per °C for Rated Voltage)

Rated Voltage: Rated voltage is defined the voltage which shall be capable of applying to capacitors continuously in the operating temperature range. However, rated voltage shall be derated 1.5% at each 1°C in the range of + 85°C ~ + 105°C as shown in the Fig. below.



三. WORKING VOLTAGE: MEF (50 ~ 1000VDC)

四. CAPACITANCE RANGE : MEF (0.001uF~10.0uF).

五. CAPACITANCE TOLERANCE : ±1% (F), ±2%(G),±3%(H),±5%(J),±10%(K),±20%(M).

六. CONSTRUCTIONS & SHOW

(一) CONSTRUCTIONS.

A : ELEMENT (METALLIZED POLYESTER FILM.)

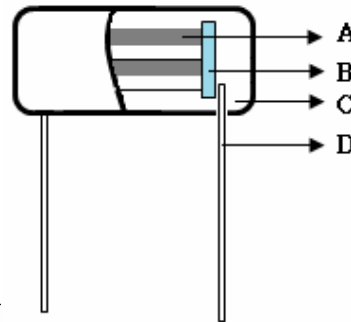
B : METALS(SN.ZN.SB.CU).

C : EPOXY RESIN & WAX

D : WIRE .

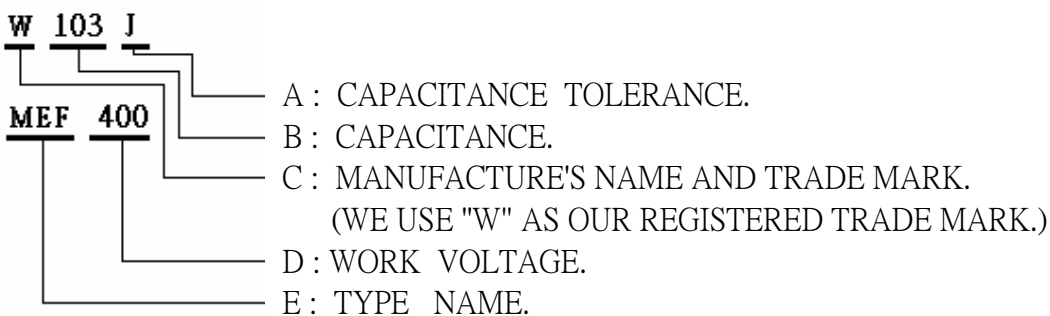
(二) SHOWS:

CAPACITOR'S SHOWS, IT'S SHOWN. ATTACHED DRAWIN



七. MARKING:

CAPACITOR IS MARKING ON BODY FOR FOLLOWING ITEMS.



八. STANDARD TESTING CONDITION:

CAPACITORS MAY BE MEASURED AT TEMPERATURE 20±5°C

AND HUMIDITY:65±5%RH

| 九. CHARACTERISTICS | | | | |
|--------------------|------------------------------|-------------------------------|---|--|
| NO. | TEST ITEMS | | CHARACTERISTICS | TEST METHOD |
| (一) | TESTING VOLTAGE (TV) | BETWEEN TERMINALS | NO BREAKDOWN OR FLASHOVER | 150% RATED VOLTAGE FOR 2 SEC NOT EXCEED 15 mA FOR CHANGE 150% WORKING VOLTAGE FOR 60 SEC |
| | | BETWEEN & ENCLOSURE TERMINALS | NO BREAKDOWN OR FLASHOVER | |
| (二) | INSULATION RESISTANCE (IR) | BETWEEN TERMINALS | $C \leq 0.33\mu F \geq 15000M\Omega$ or more | CHARGING TIME : 60 ± 5 SEC CHARGING VOLTAGE : 100VDC |
| | | BETWEEN & ENCLOSURE TERMINALS | $1.0\mu F \geq C > 0.33\mu F > 5000M\Omega$ or more $C > 1.0\mu F > 1000M\Omega$ or more | |
| (三) | CAPACITANCE | | PLEASE CONSULT PAGE THREE | FREQUENCY AT 1KHZ TEST VOLTAGE 1 V AT $20 \pm 5^\circ C$ |
| (四) | DISSIPATION FACTOR (DF) | | 1.0%(MAX) AT 1KHZ | TEST VOLTAGE 1V AT $20 \pm 5^\circ C$ |
| (五) | LOAD STRENGTH | PULL TEST | ELECTRICAL AND MECHANICAL CHARACTERISTICS NO CHANGE. | WIRE 0.5mm LOAD 0.5KG 10SEC WIRE 0.6mm LOAD 0.5KG 10SEC WIRE 0.8mm LOAD 0.5KG 10SEC WIRE 1.0mm LOAD 1.0KG 20SEC ACC.TO IEC 68-2-21,TEST UA. |
| | | BENDING TEST | ELECTRICAL AND MECHANICAL CHARACTERISTICS NO CHANGE. | WIRE 0.5mm LOAD 5N : $4 \times 90^\circ$ WIRE 0.6&0.8mm LOAD 5N : $4 \times 90^\circ$ WIRE 1.0mm LOAD 5N : $4 \times 90^\circ$ ACC.TO IEC 68-2-21,TEST UB |
| (六) | VIBRATION | | ELECTRICAL AND MECHANICAL CHARACTERISTICS NO CHANGE. | FREQUENCY RANGE 10-55-10HZ 2HRS FOR DIRECTION * 3 DIRECTIONS ACC.TO IEC 68-2-6, TEST FC&FD B4 |
| (七) | SOLDERABILITY | | AFTER THE IMMERSION COVER SOLDER OF 95% AROUND LEAD SURFACE DIPPING POINT. | SOLDERABILITY TEMP. FOR $245 \pm 5^\circ C$ TIME FOR 2 ± 0.5 SEC ACC. TO IEC68-2-20, TEST TA METHOD |
| (八) | RESISTANCE TO SOLDERING HEAT | CHANGE IN CAPACITANCE | CHANGE IN (max) $< \pm 3\%$ | SOLDER TEMP. AT $260 \pm 5^\circ C$ DIPPING TIME FOR 5 ± 1 SEC HAND SOLDER TEMP. AT $350 \pm 10^\circ C$ TIME . AT 3 ± 1 SEC |
| | | TANGENT OF THE LOSS ANGLE | 1.0%(MAX) AT 1KHZ | |
| | | DIELECTRIC STRENGTH | 150% WORKING VOLTAGE | |
| | | INSULATION RESISTANCE | $C \leq 0.33\mu F > 15G\Omega$ $1.0\mu F \geq C > 0.33\mu F > 5G\Omega$ $C > 1.0\mu F > 1G\Omega$ | |
| | | APPEARANCE | NO VISIBLE | |

九. CHARACTERISTICS

| NO. | TEST ITEMS | CHARACTERISTICS | TEST METHOD |
|------|----------------------------------|---------------------------|---|
| (九) | LOW TEMPERATURE TEST | CHANGE IN CAPACITANCE | CHANGE IN (max) $< \pm 3\%$ |
| | | TANGENT OF THE LOSS ANGLE | 1.0%(MAX) AT 1KHZ |
| | | DIELECTRIC STRENGTH | 150% WORKING VOLTAGE |
| | | INSULATION RESISTANCE | $C \leq 0.33\mu F > 15G\Omega$ $1.0\mu f \geq C > 0.33\mu F > 5 G\Omega$ $C > 1.0\mu f > 1G\Omega$ |
| | | APPEARANCE | NO VISIBLE |
| (十) | HIGH TEMPERATURE TEST | CHANGE IN CAPACITANCE | CHANGE IN (max) $< \pm 5\%$ |
| | | TANGENT OF THE LOSS ANGLE | 1.0%(MAX) AT 1KHZ |
| | | DIELECTRIC STRENGTH | 150% WORKING VOLTAGE |
| | | INSULATION RESISTANCE | $C \leq 0.33\mu F > 15G\Omega$ $1.0\mu f \geq C > 0.33\mu F > 5 G\Omega$ $C > 1.0\mu f > 1G\Omega$ |
| | | APPEARANCE | NO VISIBLE |
| (十一) | TEMPERATURE CYCLE | CHANGE IN CAPACITANCE | CHANGE IN (max) $< \pm 10\%$ |
| | | TANGENT OF THE LOSS ANGLE | 1.0%(MAX) AT 1KHZ |
| | | DIELECTRIC STRENGTH | 150% WORKING VOLTAGE |
| | | INSULATION RESISTANCE | $C \leq 0.33\mu F > 15G\Omega$ $1.0\mu f \geq C > 0.33\mu F > 5 G\Omega$ $C > 1.0\mu f > 1G\Omega$ |
| | | APPEARANCE | NO VISIBLE |
| | | | ACC TO IEC 68-2-14 METHOD TESTCYCLES |
| | | | NO TEMP TIME |
| | | | 1 + 20°C ± 2°C 30m |
| | | | 2 - 40°C ± 2°C 30m |
| | | | 3 + 20°C ± 2°C 30m |
| | | | 4 + 85°C ± 2°C 30m |
| | | | 5 + 20°C ± 2°C 30m |
| | | | THEN RECOVERY AT ORDINARY CONDITION 2 HORUS |
| (十二) | HUMIDITY RESISTANCE LOADING TEST | CHANGE IN CAPACITANCE | CHANGE IN (max) $< \pm 10\%$ |
| | | TANGENT OF THE LOSS ANGLE | 1.0%(MAX) AT 1KHZ |
| | | DIELECTRIC STRENGTH | 150% WORKING VOLTAGE |
| | | INSULATION RESISTANCE | $\Delta IR / IR \leq 50\%$ |
| | | APPEARANCE | NO VISIBLE |
| | | | ACC TO IEC 68-2-14 METHOD HUMIDITY OF 90~95% RH TEMP : 40 ± 2°C APPLIED VOLTAGE : R.V DURATION : 500 + 24/- 0 HOURS THEN RECOVERY AT ORDINARY CONDITION 16 HORUS |
| (十三) | HIGH TEMPERATURE LOADING | CHANGE IN CAPACITANCE | CHANGE IN (max) $< \pm 3\%$ |
| | | TANGENT OF THE LOSS ANGLE | 1.0%(MAX) AT 1KHZ |
| | | DIELECTRIC STRENGTH | 150% WORKING VOLTAGE |
| | | INSULATION RESISTANCE | $C \leq 0.33\mu F > 15G\Omega$ $1.0\mu f \geq C > 0.33\mu F > 5 G\Omega$ $C > 1.0\mu f > 1G\Omega$ |
| | | APPEARANCE | NO VISIBLE |
| | | | VOLTAGE OF 125% OF RATED VOLTAGE 50 TO 60Hz SHALL BE APPLIED TO THE CAPACITOR FOR 1000 + 48/0 H THROUGH SERIAL RESISTOR OF 20 TO 1000Ω PER 1V AT THE TEST TEMPERATURE OF 85 ± 2 °C THEN RECOVERY AT ORDINARY CONDITION 16 HORUS |

十. TESTING EQUIPMENT 檢測設備:

(一) CAPACITANCE AND 容量和損耗角 (CAP& DF) :

1. UAD TECH 1689 LCR METER.
2. TAI WAN ZENTECH 1062 LCR METER.
3. TAI WAN ZENTECH 1063 LCR METER.
4. TAI WAN ZENTECH 1075 LCR METER.

(二) INSULATION RESISTANCE 絕緣阻抗 (IR) :

1. DAN BRIDGE 602 METER
2. ZENTECH 705 IR METER.

(三) DIELECTRIC STRENGTH 耐電壓 (TV) :

1. ZENTECH 902
2. TAI WAN EXTECH 7450

(四) AUTO SORTING MACHINES 自動分選機(選別機)

1. TAI WAN URANUS SORTING AUTOMATIC
2. TAI WAN WELL DELL SORTING AUTOMATIC

(五) CHARACTERISTICS OF PERMISSIBLE CURRENT TO FREQUENCY

許容電流與頻率特性

1. CHROMA PROGRAMMABLE HF AC TESTER MODEL 11805
可程式高頻交流測試器11805
2. CHROMA DIGIT MULTIMETER 12061
六位半數位多功能電表
3. CHROMD CAPACITOR LEAKAGE CURRENT / IR METER MODEL 11200
電容漏電流/絕緣電阻表11200

(六) RoHS & WITHOUT HALOGEN

RoHS和無鹵產品

1. SHIMADZU EDX-LE

十一. ACCEPTABLE QUALITY LEVEL 允收標準 (AQL):

AQL IS ACCORDING TO MIL-STD-105E-II, BY LOT GOING INSPECTION.

允收標準(AQL)是根據MIL-STD-105E-II抽樣方試檢驗

(一) APPEARANCE AQL : 1.0 AC

外觀不良低於1.0為允收

(二) DIMENSIONS AQL: 1.0 AC

尺寸不良低於1.0為允收

(三) MECHANICAL CHARACTERISTICS AQL: 1.0 AC

機械特性不良低於1.0為允收

(四) ELECTRICAL CHARACTERISTICS AQL: 0.065 (INCLUDE CAP,DF,TV,IR)

電器特性不良低於 0.065 (包括 CAP,DF,TV,IR)

十二. Product electrical characteristic graph 產品電氣特性圖

溫度性能

Temperature Characteristics



頻率性能

Frequency Characteristics



十三. Soldering suggestions - 焊接建議

When soldering a capacitor, heat in soldering is conducted to the element of the capacitor from wire lead and an enclosure, and hence it should be noted that soldering under high temperature and a long period may cause deterioration of breakdown of capacitors. Characteristic or Be sure to solder within the following temperature condition range.

當焊接電容時，焊錫熱會通過引線端子高溫和封裝層傳遞到電容素子，因此必須注意高溫和長時間焊接引起的電容器特性衰減或損壞，請確認焊錫在以下溫度範圍內。

Ts : Capacitor body maximum temperature at wave soldering
電容器本體最高波峰焊溫度

Tp : Capacitor body maximum temperature at pre-heating
電容器本體最高預熱溫度



Body temperature should follow the description below :
電容器本體溫度應該符合以下描述：

PP 聚丙烯電容器

Duing pre-heating : Tp ≤ 115°C

Duing soldering : Ts ≤ 120°C , ts ≤ 45 s

預熱期間溫度 : Tp ≤ 115°C

焊接期間溫度 : Ts ≤ 120°C , ts ≤ 45秒



| | | |
|--|------------|-----|
| | X s | X s |
| T 產品厚度 ≥ 6mm | 10 s | |
| 6mm > T 產品厚度 ≥ 5mm 且 K 3.5mm | 10 s | |
| 6mm > T 產品厚度 ≥ 5mm | | 5 s |
| 5mm > T 產品厚度 ≥ 4.5mm 且 K 3.5mm | | 5 s |
| OPP P < 7.5mm 或 T 產品厚度 < 4.5 mm | 3 s | |



十四. When SMD components are used together with leaded ones, the film capacitors should not pass into the SMD adhesive curing. The leaded components should be assembled after the SMD curing step.

當SMD元件與引腳式元件一起使用時，薄膜電容器不應進入SMD粘合劑固化爐。引腳式部件應在SMD固化步驟之後組裝。

十五. Leaded film capacitors are not suitable for reflow soldering.

引腳式薄膜電容器不適合回流焊。

十六. In order to ensure proper conditions for manual or selective soldering, the body temperature of the capacitor (Ts) must be ≤ 120°C

為了確保手動或選擇性焊接的適當條件，電容器 (Ts) 的本體溫度必須是 ≤ 120°C

十七. One recommended condition for manual soldering is that the tip of the soldering iron should be < 360°C and the soldering contact time should be no longer than 3 seconds.

手工焊接的一個推薦條件是烙鐵的頂端應該是 < 360°C，焊接接觸時間不應超過3秒。

十八. Manufacturers製造商：JOEY ELECTRONICS CO,LTD. 久亦電子有限公司。
Origin , including 產地：CHINA P .R .C 中國

十九. The compliance with enviroment requirement 環保要求符合性

- 19.1 Compliance with the requirement of RoHS.符合RoHS要求。
- 19.2 Compliance with the requirement of REACH.符合REACH要求。
- 19.3 Without Halogen (as required) 符合無鹵 (如要求)。

二十. Storage conditions 存儲條件：

- 20.1 It should be noted that the solderability of the terminals may be deteriorated when Stored bardly in an atmosphere for a long periods.
請注意，長時間暴露在空氣中會導致引線焊接性能衰減。
- 20.2 It shouldn't be located in particularly high temperature and high humidity , it must Submit to the following conditions (keeping in the original package)：
不能放置在高溫和高濕環境中，請遵循以下存儲條件 (原包裝下保存)
Temperature 溫度：35°C MAX.
Relative humidity 相對濕度：80% MAX.
- 20.3 Storage period：(from the manufacturing date marked on the label in package bag)
Loose：12months MAX.
存儲時間：(包裝袋上標注的生產日期為準) 最長12個月。

二一. Characteristics and test conditions 電氣特性和測試條件：

Test condition：Unless otherwise specified , the standard range of atmospheric Conditions for marking measurements and test is as follows Ambient
Temperature 環境溫度：15~35°C
Relaive humidity 相對濕度：25~75%
If there may be any doubt on the results , measurements shall be made within the Following limits.
如對測試結果有任何疑問，則按以下限制測試：
Ambient temperature 環境溫度：20 ~ 25 °C
Relative humidity 環境濕度：60 ~ 70% .

X-ON Electronics

Largest Supplier of Electrical and Electronic Components

Click to view similar products for [Film Capacitors](#) category:

Click to view products by [Joey Electronics](#) manufacturer:

Other Similar products are found below :

[703-6G](#) [82EC1100DQ50K](#) [MMWAF150KME](#) [PCY2130F30153](#) [QXJ2E474KTPT](#) [QXL2B333KTPT](#) [QXM2G104K](#) [DPM16S56K-1F](#)
[EEC2G505HQA406](#) [B32234-.033@250V-K](#) [B32520C6332K000](#) [B32522C6104K000](#) [B32523Q3155J](#) [B32676E6755K](#) [B81133-C1104-M3](#)
[MTC355L1](#) [217-0716-001](#) [PA225L30](#) [CB182K0184J--](#) [KP1830-247/061-G](#) [274ACF4400WA0J](#) [SCD105K122A3-22](#) [SCD205K122A3-24](#)
[A521HP102M400C](#) [F601BL225K063CL60A](#) [PCX2339F65224](#) [PCX2339F65334](#) [2222 368 55105](#) [2222 370 21683](#) [QXL2E473KTPT](#)
[445450-1](#) [B32524Q6155J](#) [46KI3100JBM1K](#) [MKP 1839-215-633](#) [MKP 1840-447-165](#) [MKP383510063JKP2T0](#) [WMC08P22](#)
[46KN410000N1K](#) [46KR368050M1M](#) [ECQ-W4223KZ](#) [EEC2G805HQA415](#) [PA103L30](#) [82DC3100DQ50J](#) [82DC4100AA60K](#)
[82EC2150DQ50K](#) [WMF1D68](#) [PHE841ED6150MR17T0](#) [VEA105K50](#) [82EC2220DQ50J](#) [F850AG102M300C](#)