



久亦電子有限公司

JOEY ELECTRONICS CO., LTD.

塑膠薄膜電容器規格承認書

SPECIFICATION OF PLASTIC FILM CAPACITOR FOR APPROVAL

立创商城

客 戶 名 稱 : 深 圳 市 立 创 电 子 商 务 有 限 公 司
(Customer)
項 目 : X2 系 列
(Item)
客 戶 料 號 :
(Customer Part No)
久 亦 料 號 :
(Joey Parts No)
送 樣 日 期 :
(Date)
備 注 :
(Remark)

CUSTOMER APPROVAL 廠商認可

請確認後簽回，若不簽回，視同默認。

PLEASE SIGNATURE AFTER CHECKING , NO SIGNATURE IS EQUAL PRETERMIT.

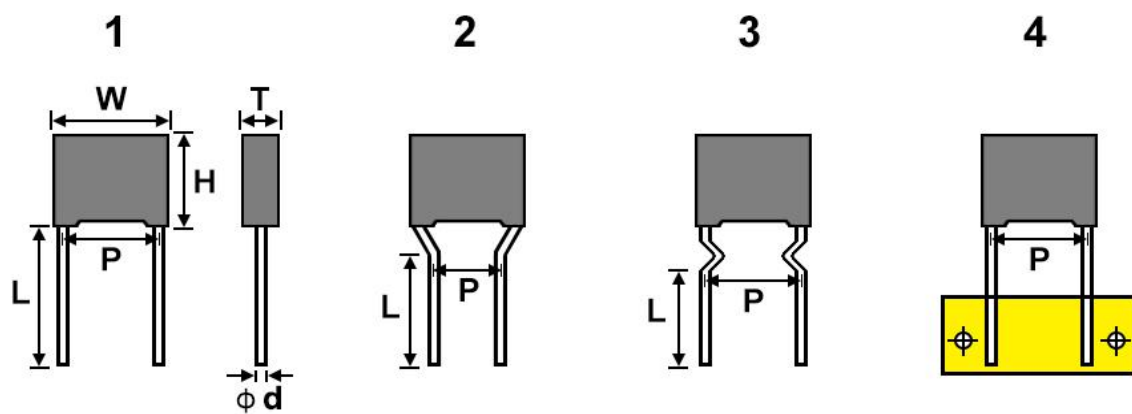
承認章 (Approved By)

承認章 (Approved By)

廣東省東莞市企石鎮舊圍村東湖路1號2號樓201室

Room 201, Building 2, No. 1, Donghu Road, Jiuwei Village, Qishi Town, Dongguan, Guangdong

TEL : 0769 - 83729966 FAX : 0769 - 83729969



Unit : mm

立創編號	久亦料號	規格	W	H	T	d ϕ	P	FIG	備注
			max	max	max	± 0.05		1	
C4355278	XX2102KA24AA415MA1	X2102K275VAC	13	9	4	0.6	10	1	10AA10
C4355279	XX2103KA23AA315MA1	X2103K275VAC	10	9	4	0.6	7.5	1	7.5AA7.5
C4355280	XX2104KA23AA315MA1	X2104K275VAC	10	12	6	0.6	7.5	1	7.5AA7.5
C4355281	XX2104KA24AA415MA1	X2104K275VAC	13	12	6	0.6	10	1	10AA10
C4355282	XX2104KA24AA415MA2	X2104K275VAC	13	12	6	0.6	10	1	10AA10
C4355283	XX2104KA26AA625MA1	X2104K275VAC	18	12	6	0.6	15	1	15AA15
C4355284	XX2104KA26AA615MA1	X2104K275VAC	18	12	6	0.6	15	1	15AA15
C4355285	XX2105KA29AA915MA1	X2105K275VAC	25	19	10	0.8	22.5	1	22.5AA22.5
C4355286	XX2224KA24AA415MA1	X2224K275VAC	13	12	6	0.6	10	1	10AA10
C4355287	XX2224KA24AA415MA2	X2224K275VAC	13	12	6	0.6	10	1	10AA10
C4355288	XX2224KA24AA415MA3	X2224K275VAC	13	16	8	0.6	10	1	10AA10
C4355289	XX2224KA26AA615MA1	X2224K275VAC	18	12	6	0.8	15	1	15AA15
C4355290	XX2224KA26AA615MA2	X2224K275VAC	18	12	6	0.8	15	1	15AA15
C4355291	XX2224KAE6AA615MA1	X2224K310VAC	18	12	6	0.6	15	1	15AA15
C4355292	XX2274KA29AA935MA1	X2274K275VAC	26.5	16.5	7	0.8	22.5	1	22.5AA22.5
C4355293	XX2333KA23AA315MA1	X2333K275VAC	10	11	5	0.6	7.5	1	7.5AA7.5
C4355294	XX2333KA23AA315MA2	X2333K275VAC	10	11	5	0.6	7.5	1	7.5AA7.5
C4355295	XX2334KA26AA615MA1	X2334K275VAC	17	13.5	7.5	0.8	15	1	15AA15
C4355296	XX2334KA24AA415MA1	X2334K275VAC	13	16	8	0.6	10	1	10AA10
C4355297	XX2334KA29AA930MA1	X2334K275VAC	25	17.5	8	0.8	22.5	1	22.5AA22.5
C4355298	XX2334KA26AA615MA2	X2334K275VAC	18	17.5	6	0.8	15	1	15AA15
C4355299	XX2334KA29AA930MA2	X2334K275VAC	25	14.5	6	0.8	22.5	1	22.5AA22.5
C4355300	XX2334MA26AA615MA1	X2334M275VAC	17	13.5	7.5	0.8	15	1	15AA15
C4355301	XX2472KA24AA415MA1	X2472K275VAC	13	9	4	0.6	10	1	10AA10
C4355302	XX2474KA26AA615MA1	X2474K275VAC	18	16	10	0.8	15	1	15AA15

產品編碼說明 Part number code system

1.各型號電容 Capacitor code of types

①②③		④⑤⑥		⑦	⑧⑨		⑩		⑪⑫		⑬	⑭⑮⑯		
M E F		1 0 5		J	2 E		8		A A		8	2 0 M		
品名 Series		額定容量 Rated Cap.			額定電壓 Rated Voltage		腳距碼 (Pitch)P		腳型碼 Forming lead shapes					
型號 Type	代碼 Code	容量(μf) Cap.	代碼 Code		電壓 Voltage	代碼 Code	腳距 P (mm)	代碼 Code	圖形 Fig.	備註 Note (mm)	代碼 Code			
PEI	PEI	0.0010	102		50 VDC	1H	5	2		L≥20 / P±1	AA			
PEN	PEN	0.0011	112		63 VDC	1J	7.5	3		L±1 / P±1	AS			
MEF	MEF	0.0012	122		100 VDC	2A	10	4		L≥20 / P±1	KA			
MET	MET		...		200 VDC	2D	12.5	5		L±1 / P±1	KS			
MEA	MEA	0.010	103		250 VDC	2E	15	6		L≥20 / P1±1	EA			
MEB	MEB	0.011	113		400 VDC	2G	20	8		L±1 / P±1	ES			
PPN	PPN	0.012	123		450 VDC	2L	22.5	9		L≥20 / P1±1	WA			
MPP	MPP		...		500 VDC	2H	25	A		L±1 / P±1	WS			
MPT	MPT	0.100	104		520VDC	2B	27.5	B		L≥20 / P1±1	NA			
MPA	MPA	0.110	114		630 VDC	2J	32.5	D		L±1 / P±1	NS			
MPB	MPB		...		800 VDC	2K	35	E		P+0.8~-0.2	AT			
X1	XX1	1.0	105		1000 VDC	3A	37.5	F		P+0.8~-0.2	KT			
X2	XX2		...		1200 VDC	3B	42.5	H		P+0.8~-0.2	ET			
MinBox	MIB				1250 VDC	3M	3	P		P+0.8~-0.2	ET			
MES	MES				1500 VDC	3C	4	Q		P+0.8~-0.2	ET			
MPS	MPS				1600 VDC	3V	6	S		P+0.8~-0.2	ET			
KPS	KPS				1800 VDC	3W	7	R		Axial(L≥28)	LA			
MPH	MPH				2000 VDC	3D	8	W		Axial軟導線	LX			
MHS	MHS				2500 VDC	3E	16	X						
KHS	KHS				3000 VDC	3F	21	Y						
KES	KES				300 VAC	A1	31.5	Z						
PPS	PPS				275 VAC	A2	43.5	V						
2PS	2PS				100 VAC	A3	橫軸 Axial	0						
3PS	3PS				160 VAC	A4								
4PS	4PS				200 VAC	A5								
5PS	5PS				250 VAC	A6								
6PS	6PS				450 VAC	A7								
VPF	VPF				310VAC	AE								
VPB	VPB				330VAC	A9								

容差碼 Cap.Tolerance	
F	±1%
G	±2%
H	±3%
J	±5%
K	±10%
M	±20%

腳長(mm)	代碼
3.2	032
直腳(L≥20)	20M
編帶(TAP)	000

第⑩碼⑬碼為腳距碼
 第⑩碼為原始腳距碼
 第⑬碼為整形後腳距碼

一. Scope : This specification applied to capacitor for type "X2"
 (Metallized Polypropylene Film Interference Suppression Capacitor).
 適用範圍：本規範適用於電容類型“X2”
 (抑制電源電磁干擾用X2屬化聚丙烯膜電容器)

二. Type application :

Interference suppression and across-the-line capacitor applications.
 Suitable for used in situations where failure of the capacitor will not lead to danger
 of electric snock.

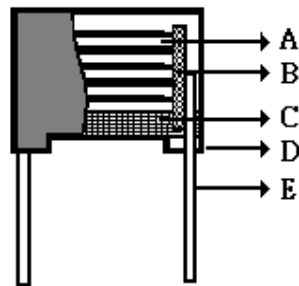
用途：

干擾抑制器和跨線電容器應用。

適用於使用的電容器失效後不會導致觸電的危險的場合。

三. Constructions 結構 & Material材料 :

X2 (MPX) TYPE :



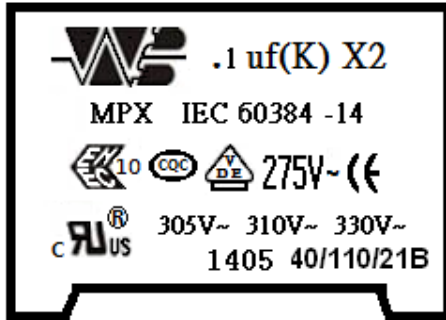
Material 材料

NO.	
A	Metallized Polypropylene Film (ZN-AL) 金屬化聚丙烯膜 (鋅-鋁)
B	Metals(SN.ZN.SB.CU). 合金(錫.鋅.銻.銅)
C	Epoxy resin 環氧樹脂
D	Plastic Case 塑膠殼體
E	CP wire 鍍錫銅包鋼線

四. Features 特點：

- 4.1 With standing overvoltage stressing . 能承受過壓衝擊 。
- 4.2 Excellent active and passive flame resistant abilities.(compliance with UL94V- 0)
優異的阻燃性能(符合UL 94V-0)。
- 4.3 Widely used in interference suppression circuit.
廣泛用於電源跨接線路及抗干擾場合。
- 4.4 Safety approval. 安規認證。
- 4.5 High moisture resistance. 優良的耐濕性。
- 4.6 Self-healing property. 自愈性。

五. Marking 印字：



NO	ITEM 項目	Explain 說明
1		JOEY LOGO 久亦電子商標
2	.1uF(K)	Capacitance and tolerance 容值和偏差：.1=0.1uF,(K)=±10%
3	X2	Class 電容類別：X2 類
4	MPX	Product type 產品型號：MPX
5	IEC 60384 -14	According to the standard 依據標準：IEC 60384-14
6		Safety approval 安規認證
7	275V~ 305V~ 310V~ 330V~	Rated voltage 額定電壓：275VAC/305VAC/310VAC/330VAC
6	1405	Production cycle 生產周期：14年5月
9	40/110/21B	Climatic Category 氣候類別 (G：-40℃，L：110℃，F：21 Test Days 試驗天數)

六. Electrical specifications 電氣特性

Unless otherwise specified, electric characteristics shall refer to IEC 60384-14

如無其他說明，電氣特性請參考 IEC 60384-14

Item 項目	Specification 規格						
Capacitance Range 容量範圍	0.001uF ~ 1.0uF						
Capacitance Tolerance 容量偏差	±10%(K), +20%(M)						
Rated Voltage 額定電壓	275VAC / 305VAC / 310VAC / 330VAC						
Operating Temperature 工作溫度	- 40 °C ~ + 110 °C						
Climatic Category 氣候類別	40/110/21B						
Passive Flammability Class 阻燃等級	40/110/21B						
Dissipation Factor 散逸因素	≤ 0.1% (1KHz at 20~25°C)						
Insulation Resistance 絕緣電阻	C ≤ .33uF for >15 000M Ω ; 1.0uF ≥ C >.33uF for >5 000M Ω (Measured at 100 ± 10 VDC / 60s / 20 ~ 25 °C)						
Withstand Voltage Between Terminals 端子間耐壓	4.3*VDC/1min, no breakdown or flashover. (Voltage raising time 5~10sec, cut off current 20mA, ARC=OFF) 施加測試電壓4.3*V直流電/1分鐘，無擊穿或電弧。 (電壓上升時間5~10秒，漏電流20毫安，無擊穿或電弧)						
Withstand Voltage Between Terminals And Case 端子與殼體間耐壓	2050VAC/1min, no breakdown or flashover. 施加測試電壓2050交流電 / 1分鐘，無擊穿或電弧						
Rated Voltage 額定電壓	V.R	Pitch	7.5m/m	10m/m	15m/m	22.5m/m	27.5m/m
Pulse Slope 脈沖斜度 dv/ dt (V/us) at 389 VDC			500	400	300	180	120

七. Characteristics 特性：X2 (MPX) - TYPE 型別

NO.	Item 項目	Characteristics 特性	Test method 試驗方法
1	Capacitance Range 容量範圍	0.001uF~1.0 Uf	IEC60384-14 C4.2.2 IEC60384-1 C4.7 Measure at 1KHz (20°C ~ 25°C)
2	Capacitance Tolerance 容量偏差	Within spesified tolerance 規定範圍內偏差 K : ±10% ; M : ±20%	IEC60384-14 C4.2.2 IEC60384-1 C4.7 Measure at 1KHz (20°C ~ 25°C)
3	Dissipation Factor 散逸因素	≤ 0.1%	IEC60384-14 C4.2.3 IEC60384-1 C4.8 Measure at 1KHz (20°C ~ 25°C)
4	Rated Voltage 額定電壓	275/305/310/330VAC 50/60Hz	IEC60384 - 14
5	Withstand Voltage Between Terminals 端子間耐壓	No abnormality 無異常	IEC60384-14 C4.2.1 IEC60384-1 C4.6 4.3*V _R (VDC)/1min, no breakdown or flashover. (Voltage raising time 5~10 sec , cut off current 20mA,ARC=OFF)
6	Terminal Strength 端子強度	Pull Strength 拉伸強度	IEC60384-14 C4.2.5 (IEC60384-1 C4.13) IEC60068 2-21 Test Ua1 Wire diameter 線徑0.6和0.8mm Load荷重：10N，time時間：10sec
		Bending Strength 彎曲強度	IEC60384-14 C4.3 (IEC60384-1 C4.13) IEC60068 2-21 Test Ua1 Wire diameter 線徑0.6和0.8mm Load荷重：5N，900 *4 times 次
7	Solderability 焊錫附著性	At least 95% of the Circumference of the lead wire. Around load surface dipped Into with new solder 焊錫覆蓋面積必須達浸沾表面積 95%以上	IEC60384-14-4.5 (IEC60384-1-1.15) IEC60068 2-20 Solder temp 焊錫溫度：245 ± 5 °C Immersion time 浸入時間：2.5 ± 0.5 sec
8	Cold Resistance 耐寒性	Appearance 外觀	No abnormality 無異常
		Capacitance Variation 容量變化	Within Δ C/C ± 2% of the value Before test
			IEC60384-14 C4.11.4 IEC60068 2-1 Temp 溫度：- 40 + 8 / - 0°C Duration 持續時間：2 + 1 / - 0 hours Then recovery at ordinary Condition 1~2 hours 恢復時間：1~2小時

七. Characteristics 特性：X2 (MPX) - TYPE 型別

NO.	Item 項目	Characteristics 特性	Test method 試驗方法
10	Resistance to Soldering heat 焊接耐熱性	No visible damage	IEC60384-14 C4.5 (IEC60384-1 C4.15) IEC60068-2-20 Solder temp 焊錫溫度：260 ± 5°C Immersion time 浸入時間：3 ± 1 sec Then recovery at ordinary Condition 1~2 hours 恢復時間1~2
		4.3*V _R (VDC) / 1min No abnormality 無損傷	
		$\Delta C / C < \pm 5 \%$	
11	Damp heat, Steady state 穩態濕熱	Appearance 外觀	No visible damage 無可見損傷
		Capacitance Variation 容量變化	$\Delta C / C < \pm 5 \%$
		Dissipation Factor 散逸因素	$\leq 0.2\%$ 1KHz
		Withstand Voltage 耐電壓	4.3*V _R (VDC) / 1min No abnormality 無損傷
		Insulation Resistance 絕緣電阻	$\Delta IR / IR \leq 50 \%$
12	Endurance test 耐久性試驗	Appearance 外觀	No visible damage 無可見損傷
		Capacitance Variation 容量變化	$\Delta C / C < \pm 5 \%$
		Dissipation Factor 散逸因素	$\leq 0.5\%$ 1KHz
		Withstand Voltage 耐電壓	4.3*V _R (VDC) / 1min No abnormality 無損傷
		Insulation Resistance 絕緣電阻	$\Delta IR / IR \leq 50 \%$
			IEC60384-14 C4.12 (IEC60384-1 C4.22) IEC60068 2-3 Humidity 相對濕度：90~95% Temp 溫度：40 ± 2°C Duration 持續時間：21day Then recovery at ordinary condition 1~2hours 恢復時間1~2小時
			IEC60384-14 C4.14 Temp 溫度：100 ± 2 °C Duration 持續時間1000+48 / - 0 hours Applied Voltage 施加電壓：125% of R.V Then recovery at ordinary Condition at least 16 hours 恢復時間至少16小時

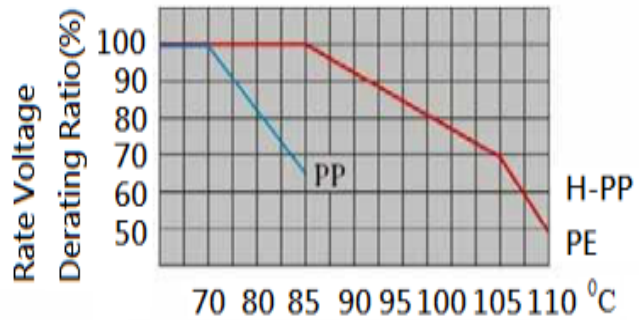
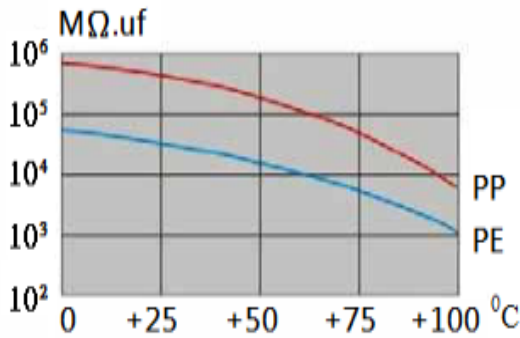
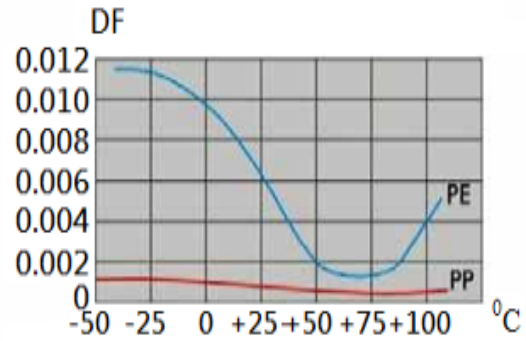
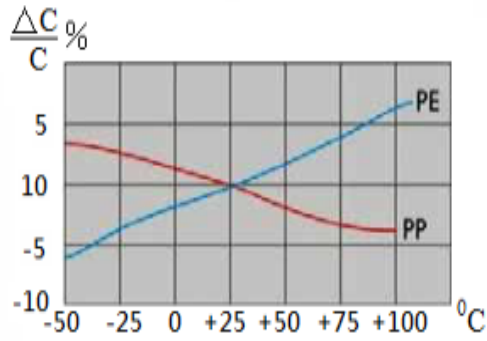
八. TESTING EQUIPMENT 檢測設備:

- (一) CAPACITANCE AND 容量和損耗角 (CAP& DF) :
1. UAD TECH 1689 LCR METER.
 2. TAI WAN ZENTECH 1062 LCR METER.
 3. TAI WAN ZENTECH 1063 LCR METER.
 4. TAI WAN ZENTECH 1075 LCR METER.
- (二) INSULATION RESISTANCE 絕緣阻抗 (IR) :
1. DAN BRIDGE 602 METER
 2. ZENTECH 705 IR METER.
- (三) DIELECTRIC STRENGTH 耐電壓 (TV) :
1. ZENTECH 902
 2. TAI WAN EXTECH 7450
- (四) AUTO SORTING MACHINES 自動分選機(選別機)
1. TAI WAN URANUS SORTING AUTOMATIC
 2. TAI WAN WELL DELL SORTING AUTOMATIC
- (五) CHARACTERISTICS OF PERMISSIBLE CURRENT TO FREQUENCY
許容電流與頻率特性
1. CHROMA PROGRAMMABLE HF AC TESTER MODEL 11805
可程式高頻交流測試器11805
 2. CHROMA DIGIT MULTIMETER 12061
六位半數位多功能電表
 3. CHROMD CAPACITOR LEAKAGE CURRENT / IR METER MODEL 11200
電容漏電流/絕緣電阻表11200
- (六) RoHS & WITHOUT HALOGEN
RoHS和無鹵產品
1. SHIMADZU EDX-LE
- (七) Capacitor pulsed voltage experiments 電容器脈沖電壓實驗
1. 上海希瑞電子 電容器脈沖電壓試驗儀
- (八) Capacitor of spontaneous combustion experiment 電容器自燃性實驗
1. 上海希瑞電子 電容器自燃性試驗儀
- 九. ACCEPTABLE QUALITY LEVEL 允收標準 (AQL):
AQL IS ACCORDING TO MIL-STD-105E-II, BY LOT GOING INSPECTION.
允收標準(AQL)是根據MIL-STD-105E-II抽樣方試檢驗
- (一) APPEARANCE AQL: 1.0 AC
外觀不良低於1.0為允收
- (二) DIMENSIONS AQL: 1.0 AC
尺寸不良低於1.0為允收
- (三) MECHANICAL CHARACTERISTICS AQL: 1.0 AC
機械特性不良低於1.0為允收
- (四) ELECTRICAL CHARACTERISTICS AQL: 0.065 (INCLUDE CAP,DF,TV,IR)
電器特性不良低於 0.065 (包括 CAP,DF,TV,IR)

十. Product electrical characteristic graph 產品電氣特性圖

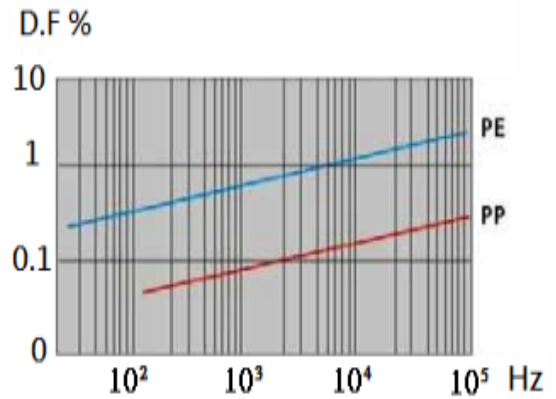
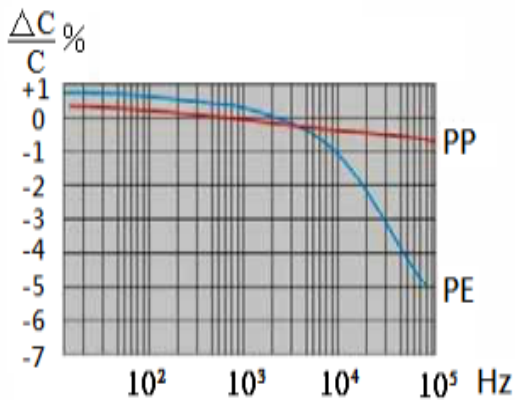
溫度性能

Temperature Characteristics



頻率性能

Frequency Characteristics



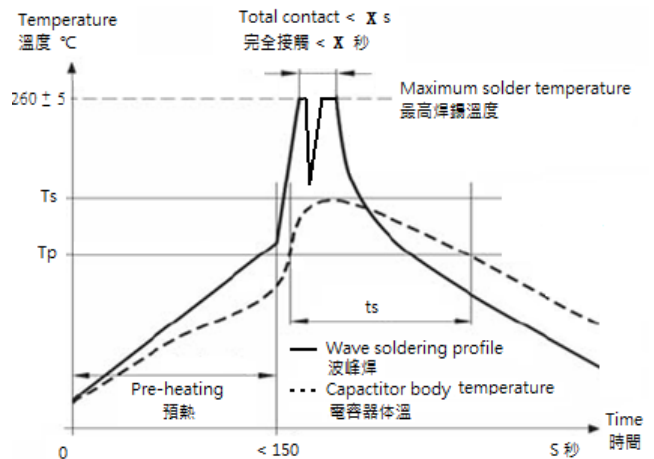
十一. Soldering suggestions - 焊接建議

When soldering a capacitor, heat in soldering is conducted to the element of the capacitor from wire lead and an enclosure, and hence it should be noted that soldering under high temperature and a long period may cause deterioration or breakdown of capacitors. Characteristic or Be sure to solder within the following temperature condition range.

當焊接電容時，焊錫熱會通過引線端子高溫及封裝層傳遞到電容素子，因此必須注意高溫及長時間焊接引起的電容器特性衰減或損壞，請確認焊錫在以下溫度範圍內。

Ts : Capacitor body maximum temperature at wave soldering
電容器本體最高波峰焊溫度

Tp : Capacitor body maximum temperature at pre-heating
電容器本體最高預熱溫度



Body temperature should follow the description below
電容器本體溫度應該符合以下描述：

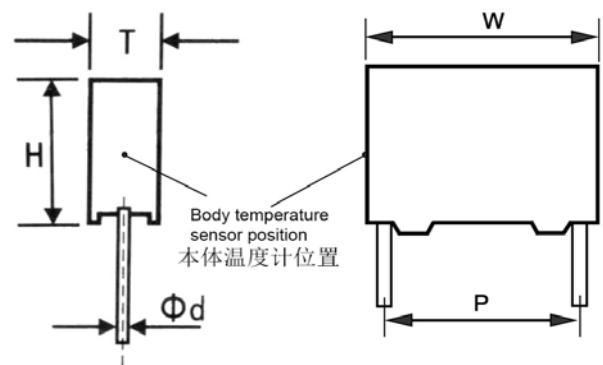
PP 聚丙烯電容器

During pre-heating : $T_p \leq 115^\circ\text{C}$

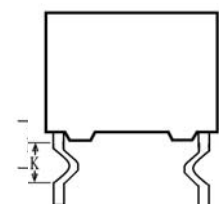
During soldering : $T_s \leq 120^\circ\text{C}$, $t_s \leq 45\text{ s}$

預熱期間溫度 : $T_p \leq 115^\circ\text{C}$

焊接期間溫度 : $T_s \leq 120^\circ\text{C}$, $t_s \leq 45\text{ s}$



	X s	X s
T 產品厚度 $\geq 6\text{mm}$	10 s	
$6\text{mm} > T$ 產品厚度 $\geq 5\text{mm}$ 且 K 3.5mm	10 s	
$6\text{mm} > T$ 產品厚度 $\geq 5\text{mm}$		5 s
$5\text{mm} > T$ 產品厚度 $\geq 4.5\text{mm}$ 且 K 3.5mm		5 s
OPP P < 7.5mm 或 T 產品厚度 < 4.5 mm	3 s	



十二. When SMD components are used together with leaded ones, the film capacitors should not pass into the SMD adhesive curing. The leaded components should be assembled after the SMD curing step.

當SMD元件與引腳式元件一起使用時，薄膜電容器不應進入SMD粘合劑固化爐。引腳式部件應在SMD固化步驟之後組裝。

十三. Leaded film capacitors are not suitable for reflow soldering.

引腳式薄膜電容器不適合回流焊。

十四. In order to ensure proper conditions for manual or selective soldering, the body temperature of the capacitor (T_s) must be $\leq 120^\circ\text{C}$

為了確保手動或選擇性焊接的適當條件，電容器 (T_s) 的本體溫度必須是 $\leq 120^\circ\text{C}$

十五. One recommended condition for manual soldering is that the tip of the soldering iron should be $< 360^\circ\text{C}$ and the soldering contact time should be no longer than 3 seconds.

手工焊接的一個推薦條件是烙鐵的頂端應該是 $< 360^\circ\text{C}$ ，焊接接觸時間不應超過3秒。

十六. Manufacturers製造商：JOEY ELECTRONICS CO,LTD. 久亦電子有限公司。
Origin , including 產地：CHINA P .R .C 中國

十七. The compliance with enviroment requirement 環保要求符合性

17.1 Compliance with the requirement of RoHS.符合RoHS要求。

17.2 Compliance with the requirement of REACH.符合REACH要求。

17.3 Without Halogen (as required) 符合無鹵 (如要求) 。

十八. Storage conditions 存儲條件：

18.1 It should be noted that the solderability of the terminals may be deteriorated when Stored bardly in an atmosphere for a long periods.

請注意，長時間暴露在空氣中會導致引線焊接性能衰減。

18.2 It shouldn't be located in particularly high temperature and high humidity , it must Submit to the following conditions (keeping in the original package)：

不能放置在高溫和高濕環境中，請遵循以下存儲條件 (原包裝下保存)

Temperature 溫度：35°C MAX.

Relative humidity 相對濕度：80% MAX.

18.3 Storage period：(from the manufacturing date marked on the label in package bag)

Loose：12months MAX.

存儲時間：(包裝袋上標注的生產日期為準) 最長12個月。

十九. Characteristics and test conditions 電氣特性和測試條件：

Test condition：Unless otherwise specified , the standard range of atmospheric Conditions for marking measurements and test is as follows Ambient Temperature 環境溫度：15~35°C

Relaive humidity 相對濕度：25~75%

If there may be any doubt on the results , measurements shall be made within the Following limits.

如對測試結果有任何疑問，則按以下限制測試：

Ambient temperature 環境溫度：20 ~ 25 °C

Relative humidity 環境濕度：60 ~ 70% .



FOWX2.E216807
Fixed Capacitors for Use in Electronic Equipment - Component

[Page Bottom](#)

Fixed Capacitors for Use in Electronic Equipment - Component

[See General Information for Fixed Capacitors for Use in Electronic Equipment - Component](#)

JOEY ELECTRONICS (DONG GUAN) CO LTD

E216807

Xin Si Xiao Keng Wei Industrial

Heng Li

Dongguan, Guangdong 523465 CHINA

Fixed Capacitors

Type Dsg	Capacitor Class	Voltage Rating (V)	Capacitance (μF) (Tolerance)	Resistance for RC Devices (ohms)	Lower Temp (°C)	Upper Temp (°C)
MPX\$	X1/X2	300/305/310/330 ac	0.001-4.7, +/-20%	—	-40	+110

\$ - the model code may be followed by M for +/-20%, K for +/-10%, constructions of this type designation that have a body volume of less than 1750 mm³ have a "C" Passive Flammability Category, where all other sizes have a "B" Passive Flammability Category.

Marking: Company name or trademark  and type designation.

Last Updated on 2013-12-26



CERTIFICATE OF PRODUCT CERTIFICATION

CERTIFICATE NO.: CQC06001017955

Valid from: May.05,2022

Valid until:long-term

NAME AND REGISTERED ADDRESS OF THE APPLICANT Joey Electronics (Dong Guan) Co., Ltd.
201, Building 2, No. 1 Donghu Rd, Jiuwei Village, Qishi Town, Dongguan, Guangdong, China

NAME AND REGISTERED ADDRESS OF THE MANUFACTURER Joey Electronics (Dong Guan) Co., Ltd.
201, Building 2, No. 1 Donghu Rd, Jiuwei Village, Qishi Town, Dongguan, Guangdong, China

NAME AND LOCATION OF THE FACTORY Joey Electronics (Dong Guan) Co., Ltd.
2-3F, Building 2, No. 1 Donghu Rd, Jiuwei Village, Qishi Town, Dongguan, Guangdong, China

PRODUCT NAME, MODEL AND SPECIFICATION EMI Capacitor
MPX X2 275/305/310/330VAC 0.001 μ F-3.3 μ F(K 或 M) 40/110/21 B

THE STANDARDS AND TECHNICAL REQUIREMENTS FOR THE PRODUCTS GB/T 6346.14-2015

TYPE OF CERTIFICATION SCHEMES Type Testing of Product + Follow up Factory Inspection

This is to certify that the above mentioned product(s) complies with the requirements of certification rules of CQC11-471115-2016.

Date of original issued: Dec.19,2006

The validity of the certificate is subject to positive result of the regular follow up inspection by issuing certification body.

The certificate information is available through the QR code below or CNCA's website: www.cnca.gov.cn



SIGNATURE:

谢肇煦



CHINA QUALITY CERTIFICATION CENTRE

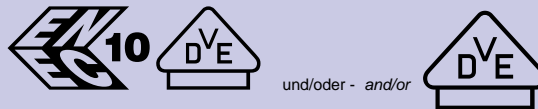
ZEICHENGENEHMIGUNG MARKS APPROVAL

Joey Electronics (Dong Guan)
Co., Ltd.
201, Building 2, No. 1 Donghu Rd
Jiuwei Village, Qishi Town
523508 DONGGUAN
Guangdong China

ist berechtigt, für ihr Produkt /
is authorized to use for their product

**Festkondensator zur Unterdrückung elektromagnetischer
Störungen, geeignet für Netzbetrieb**
***Fixed capacitor for electromagnetic interference
suppression and connection to the supply mains***

die hier abgebildeten markenrechtlich geschützten Zeichen
für die ab Blatt 2 aufgeführten Typen zu benutzen /
the legally protected Marks as shown below for the types referred to on page 2 ff.



Geprüft und zertifiziert nach /
Tested and certified according to

DIN EN 60384-14 (VDE 0565-1-1):2014-04; EN 60384-14:2013-08
DIN EN 60384-14/A1 (VDE 0565-1-1/A1):2017-04; EN 60384-14:2013/A1:2016
Das Produkt erfüllt auch die Anforderungen nach /
The product also fulfills the requirements of
IEC 60384-14:2013
IEC 60384-14:2013/AMD1:2016



VDE Prüf- und Zertifizierungsinstitut GmbH
VDE Testing and Certification Institute
Zertifizierungsstelle / Certification

A blue ink signature of B. Megerle is written over the text.

B. Megerle

Aktenzeichen: 2490200-4670-0004 / 282569

File ref.:

Ausweis-Nr. 40032481

Blatt 1

Certificate No.

Page

Weitere Bedingungen siehe Rückseite und Folgeblätter /
further conditions see overleaf and following pages

Offenbach, 2011-05-09

(letzte Änderung / updated 2021-08-02)

VDE Zertifikate sind nur gültig bei Veröffentlichung unter:
VDE certificates are valid only when published on:

<http://www.vde.com/zertifikat>
<http://www.vde.com/certificate>

Name und Sitz des Genehmigungs-Inhabers / *Name and registered seat of the Certificate holder*

Joey Electronics (Dong Guan) Co., Ltd., 201, Building 2, No. 1 Donghu Rd, Jiuwei Village, Qishi Town, 523508
DONGGUAN, Guangdong, CHINA

Aktenzeichen / *File ref.*

2490200-4670-0004 / 282569 / TL3 / KIL

letzte Änderung / *updated*

2021-08-02

Datum / *Date*

2011-05-09

Dieses Blatt gilt nur in Verbindung mit Blatt 1 des Zeichengenehmigungsausweises Nr. 40032481.

This supplement is only valid in conjunction with page 1 of the Certificate No. 40032481.

Festkondensator zur Unterdrückung elektromagnetischer Störungen, geeignet für Netzbetrieb

Fixed capacitor for electromagnetic interference suppression and connection to the supply mains

Typ(en) / *Type(s)*

MPX

Warenzeicheninhaber
Trademark holder

Joey Electronics (Dong Guan) Co., Ltd.

Weitere Einzelheit(en)

Anlage Nr. 200,700 vom 2021-07-14
Anlage Nr. 600 vom 2021-08-02

Further details

*Appendix no. 200,700 dated 2021-07-14
Appendix no. 600 dated 2021-08-02*

VDE Prüf- und Zertifizierungsinstitut GmbH
VDE Testing and Certification Institute
Fachgebiet TL3
Section TL3

X-ON Electronics

Largest Supplier of Electrical and Electronic Components

Click to view similar products for [Safety Capacitors](#) category:

Click to view products by [Joey Electronics](#) manufacturer:

Other Similar products are found below :

[B32022B3223K026](#) [B32912A3104K026](#) [46KI3470DQM1K](#) [B32913A3154K](#) [B81123C1102M003](#) [MKPY2-.02230020P15](#)
[46KN333000M1M](#) [46KN422000P0M](#) [DE1E3KX222MJ4BN01F](#) [46KR422000M1K](#) [HUB2200-S](#) [46KF268000M1M](#) [46KI3150NDM2M](#)
[PHE840MD6220MD13R30](#) [PHE840MY6470MD14R06](#) [PHE845VD5470MR06](#) [R463N4100ZAM1K](#) [MKPX2R-1/400/10P27](#)
[YP500101K040B20C2P](#) [YU0AH222M090DAMD0B](#) [LS1808N102K302NX080TM](#) [CY1471KE1IEB46X2A2](#) [CY1222ME5IEE48O2A2](#)
[MPX474K31DTEV158G0](#) [CY1471ME19EE45W2A2](#) [MPX104K31D2KN158HF](#) [MPX224K31D2KN158G0](#) [PX104K2W1502](#)
[YU1AH222M090DASD0H](#) [C47S1472K60C000](#) [MP2224K32C5J6LC](#) [H102M050FQ55250L750A](#) [MP2474K32D6R8LC](#)
[MP2224K32C3J6LC](#) [MP2104K32C3J6LC](#) [PX334K2C1006](#) [YU0AC222M080L20C7B](#) [MP2473K27B2X6LC](#) [MP2224K32D4J8LC](#)
[MP2684K32D6T8LC](#) [ST3Y1Y5U332M500VAC](#) [ST3Y1Y5V472M500VAC](#) [MP2474K32D4X8LC](#) [MP2474K32D4J8LC](#)
[YU0AH332M110L4EB0B](#) [CY1681ME1IEE45S2A2](#) [Y1220J-E1I-B4-AC400V](#) [Y1120K-E1I-B4-AC400V](#) [MP2154K32D2R8LC](#)
[ST1Y1Y5V222M500VAC](#)