

High Frequency Ceramic Solutions

1.575 GHz GPS SMD Chip Antenna

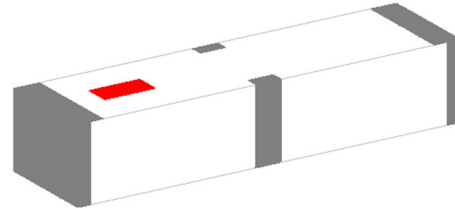
P/N 1575AT54A0010

Detail Specification: 4/23/2020

Page 1 of 5

General Specifications

Part Number	1575AT54A0010
Frequency (MHz)*	1570 - 1580 MHz
Peak Gain (YZ-total)	1.3 dBi typ.
Average Gain (YZ-total)	-0.7 dBi typ.
Return Loss	9.5 dB min.
Impedance	50 Ω
Power Capacity	2W max. (CW)
Reel Quantity	500 pcs
Operating Temperature	-40 to +85°C
Recommended Storage Conditions of uninstalled product still on T&R	+5 to +35°C Humidity 45~75%RH 18 months max.



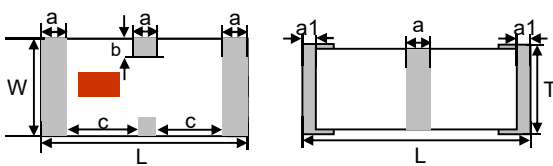
*Plus 5MHz of guard band on each side

Part Number Explanation

P/N Suffix	Packaging Style	Bulk	Suffix = S	e.g. 1575AT54A0010S
		T & R	Suffix = E	e.g. 1575AT54A0010E
	Termination style	100% Tin	Suffix = E or S	e.g. 1575AT54A0010(E or S)
	Evaluation Board	1575AT54A0010-EB1SMA		

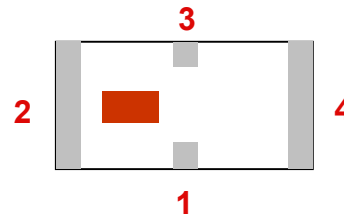
Mechanical Dimensions

	In	mm
L	0.591 \pm 0.008	15.00 \pm 0.20
W	0.157 \pm 0.008	4.00 \pm 0.20
T	0.126 \pm 0.008	3.20 \pm 0.20
a	0.039 \pm 0.008	1.00 \pm 0.20
a1	0.020 \pm 0.008	0.50 \pm 0.20
b	0.020 \pm 0.008	0.50 \pm 0.20
c	0.236 \pm 0.008	6.00 \pm 0.20



Terminal Configuration

No.	Function
1	Feeding Point
2	GND
3	NC
4	GND



Johanson Technology, Inc. reserves the right to make design changes without notice.
All sales are subject to Johanson Technology, Inc. terms and conditions.



<http://www.johansontechnology.com>

4001 Calle Tecate • Camarillo, CA 93012 • TEL 805.389.1166 FAX 805.389.1821

Ver 2.0

2020 Johanson Technology, Inc. All Rights Reserved

High Frequency Ceramic Solutions

1.575 GHz GPS SMD Chip Antenna

P/N 1575AT54A0010

Detail Specification: 4/23/2020

Page 2 of 5

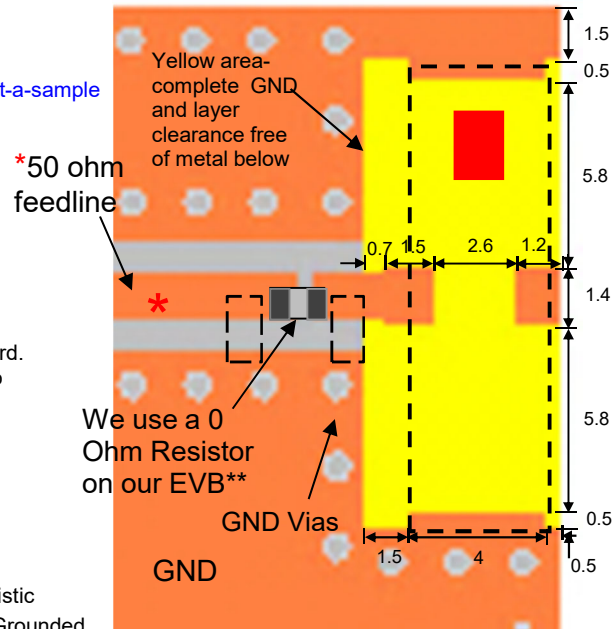
GPS-only Mounting Considerations

EVB Johanson with SMA (orderable!)
reference p/n: 1575AT54A0010-EB1SMA and go to:
<https://www.johansontechnology.com/component/request-a-sample>

Want the layout file of this? Send us a message at:
<https://www.johansontechnology.com/ask-a-question>

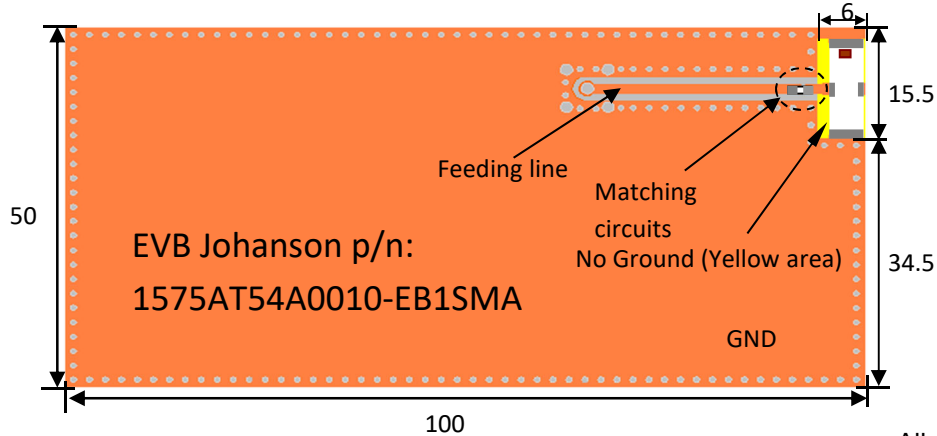
****Note 2:** It is recommended that the designer leave available slots for a "pi" (or shunt-series-shunt) network. The antenna matching network values above are used when antenna is mounted on Johanson's evaluation board. The matching values on client's PCB will be different. Go to: <https://www.johansontechnology.com/tuning> and see how to obtain the new values.

* Line width should be designed to match 50Ω characteristic impedance, depending on PCB material and thickness. Grounded CPWG will provide best results!



All units in mm

Johanson SMA test board-top view: Overall GND plane can be smaller, this is just for reference



All units in mm

Johanson Technology, Inc. reserves the right to make design changes without notice.
All sales are subject to Johanson Technology, Inc. terms and conditions.



<http://www.johansontechnology.com>

4001 Calle Tecate • Camarillo, CA 93012 • TEL 805.389.1166 FAX 805.389.1821

Ver 2.0

2020 Johanson Technology, Inc. All Rights Reserved

High Frequency Ceramic Solutions

1.575 GHz GPS SMD Chip Antenna

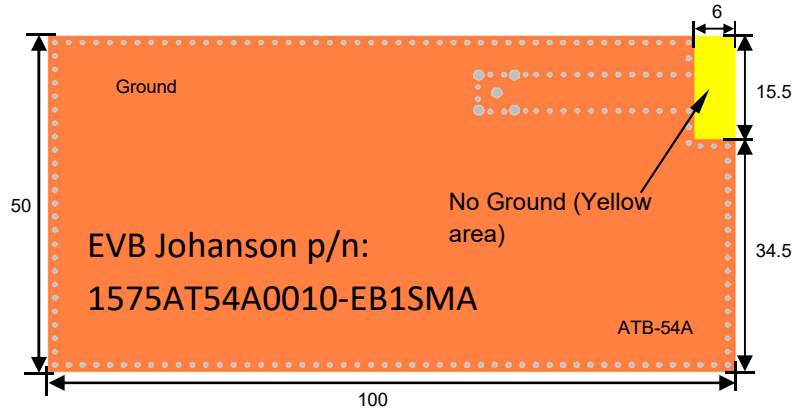
P/N 1575AT54A0010

Detail Specification: 4/23/2020

Page 3 of 5

Mounting Considerations

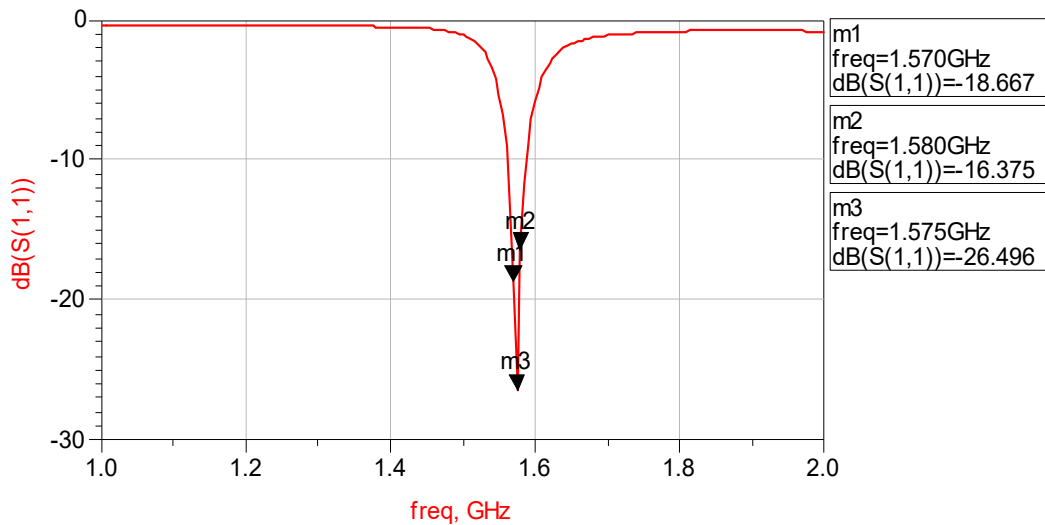
Johanson SMA test board-top view: Overall GND plane may be smaller, this is just for reference



Order this pre-tuned EVB! Limited to one per customer: <https://www.johansontechnology.com/request-a-sample>

Typical Electrical Characteristics (T=25°C)

Evaluation Board Return Loss



Johanson Technology, Inc. reserves the right to make design changes without notice.
All sales are subject to Johanson Technology, Inc. terms and conditions.



<http://www.johansontechnology.com>

4001 Calle Tecate • Camarillo, CA 93012 • TEL 805.389.1166 FAX 805.389.1821

Ver 2.0

2020 Johanson Technology, Inc. All Rights Reserved

High Frequency Ceramic Solutions

1.575 GHz GPS SMD Chip Antenna

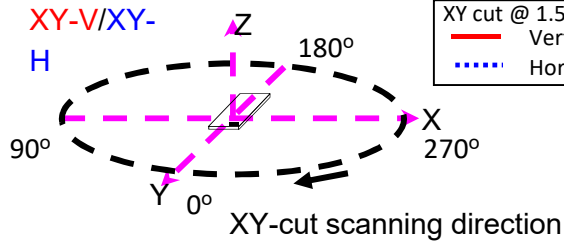
P/N 1575AT54A0010

Detail Specification: 4/23/2020

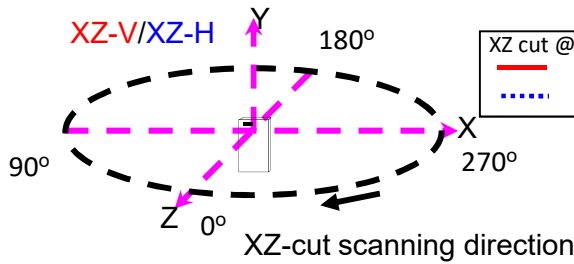
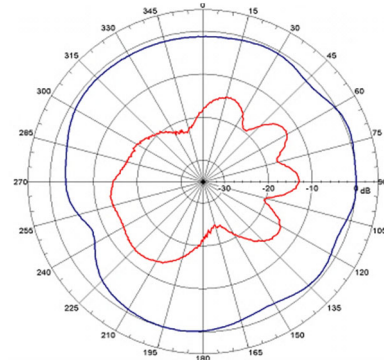
Page 4 of 5

GPS Typical Electrical Characteristics (T=25°C)

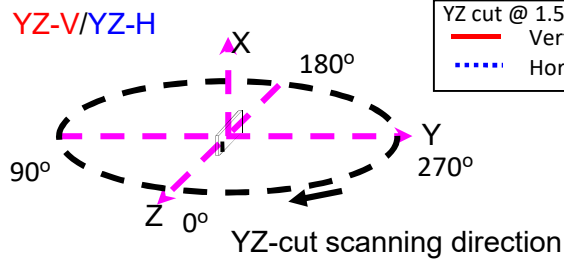
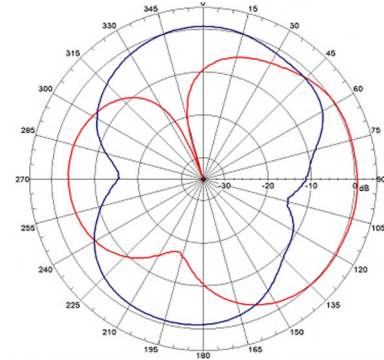
Typical Radiation Patterns



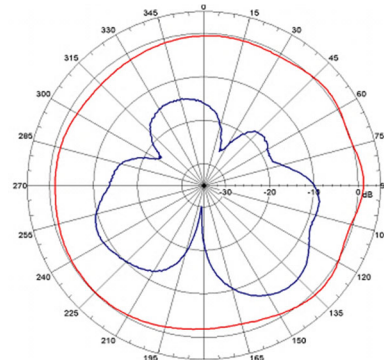
XY cut @ 1.575GHz
 — Vertical
 Horizontal



XZ cut @ 1.575GHz
 — Vertical
 Horizontal



YZ cut @ 1.575GHz
 — Vertical
 Horizontal



Johanson Technology, Inc. reserves the right to make design changes without notice.
 All sales are subject to Johanson Technology, Inc. terms and conditions.



<http://www.johansontechnology.com>

4001 Calle Tecate • Camarillo, CA 93012 • TEL 805.389.1166 FAX 805.389.1821

Ver 2.0

2020 Johanson Technology, Inc. All Rights Reserved

High Frequency Ceramic Solutions

1.575 GHz GPS SMD Chip Antenna

P/N 1575AT54A0010

Detail Specification: 4/23/2020

Page 5 of 5

Antenna layout review, tuning, and characterization services

<https://www.johansontechnology.com/ipc-antenna-services>

More SMD Chip Antennas at:

<https://www.johansontechnology.com/antennas>

Soldering Information

<https://www.johansontechnology.com/ipcsoldering-profile>

Antenna layout and tuning techniques (How to obtain the new antenna matching values)

<https://www.johansontechnology.com/tuning>

Packaging information

<https://www.johansontechnology.com/tape-reel-packaging>

RoHS Compliance

<https://www.johansontechnology.com/rohs-compliance>

MSL Info

<https://www.johansontechnology.com/msl-rating>

P/N Explanation and Breakdown

<https://www.johansontechnology.com/ipc-pn-explained>

Johanson Technology, Inc. reserves the right to make design changes without notice.
All sales are subject to Johanson Technology, Inc. terms and conditions.



<http://www.johansontechnology.com>

4001 Calle Tecate • Camarillo, CA 93012 • TEL 805.389.1166 FAX 805.389.1821

Ver 2.0

2020 Johanson Technology, Inc. All Rights Reserved

X-ON Electronics

Largest Supplier of Electrical and Electronic Components

Click to view similar products for [Antennas](#) category:

Click to view products by [Johanson](#) manufacturer:

Other Similar products are found below :

[GAN30084EU](#) [930-033-R](#) [GW17.07.0250E](#) [1513563-1](#) [EXE902SM](#) [APAMPG-117](#) [MAF94383](#) [W3908B0100](#) [W6102B0100](#) [YE572113-30RSMM](#) [108-00014-50](#) [66089-2406](#) [SPDA17RP918](#) [A09-F8NF-M](#) [A09-F5NF-M](#) [RGFRA1903041A1T](#) [W3593B0100](#) [W3921B0100](#) [SIMNA-868](#) [SIMNA-915](#) [SIMNA-433](#) [W1044](#) [W1049B090](#) [A75-001](#) [WTL2449CQ1-FRSMM](#) [CPL9C](#) [EXB148BN](#) [0600-00060](#) [TRA9020S3PBN-001](#) [Y4503](#) [GD5W-28P-NF](#) [MA9-7N](#) [GD53-25](#) [GD5W-21P-NF](#) [C37](#) [MAF94051](#) [MA9-5N](#) [EXD420PL](#) [B1322NR](#) [QWFTB120](#) [MAF94271](#) [MAF94300](#) [GPSMB301](#) [FG4403](#) [AO-AGSM-OM54](#) [5200232](#) [MIKROE-2349](#) [WCM.01.0111](#) [MIKROE-2393](#) [MIKROE-2352](#)