

High Frequency Ceramic Solutions


Wideband Ceramic Balun, 1:1 Impedance Ratio, EIA 0805

P/N 1720BL15B0050

Detail Specification: 5/8/2017

Page 1 of 4

General Specifications

Part Number	1720BL15B0050				
Frequency (MHz)	625 ~ 2815				
Unbalanced Impedance	50 Ω				
Balanced Impedance	50 Ω				
Insertion Loss	1.5 dB max.				
Return Loss	9.5 dB min.				
Phase Difference	180 ± 10 deg.				
Amplitude Difference	1.0 dB max.			Storage Temperature	-40 to +105°C
CMRR	20 dB min.			Storage Period	18 months max.
Power Capacity	2W max. (CW)			Recommended Storage Conditions of unused product on T&R	+5 to +35°C, 18 mos. max. Humidity 45~75% RH
Reel Quantity	4,000 pcs				
Operating Temperature	-40 to +105°C				

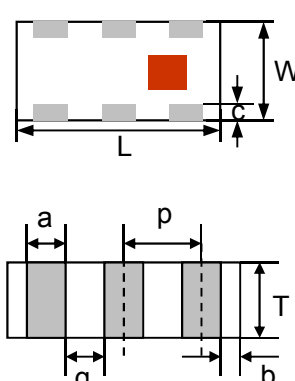
You can download measured s-parameters of this component at: <http://www.johansontechnology.com/baluns>

Part Number Explanation

P/N Suffix	Packing Style	Bulk	Suffix = S	Eg. 1720BL15B0050S
		T & R	Suffix = E	Eg. 1720BL15B0050E
	Termination style	100% Tin	Suffix = None	Eg. 1720BL15B0050 (E or S)
	Evaluation Board	1720BL15B0050-EB1SMA (3 female SMA connectors)		

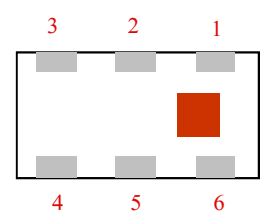
Mechanical Dimensions

	In	mm
L	0.079 ± 0.004	2.00 ± 0.10
W	0.049 ± 0.004	1.25 ± 0.10
T	0.037 ± 0.004	0.95 ± 0.10
a	0.012 ± 0.004	0.30 ± 0.10
b	0.008 ± 0.004	0.20 ± 0.10
c	0.012 +0.004/0.008	0.30 +0.1/-0.2
g	0.014 ± 0.004	0.35 ± 0.10
p	0.026 ± 0.002	0.65 ± 0.05



Terminal Configuration

1	Unbalanced Port (IN)
2	GND or DC feed + RF GND
3	Balanced Port (OUT1)
4	Balanced Port (OUT2)
5	GND
6	NC



Johanson Technology, Inc. reserves the right to make design changes without notice.

All sales are subject to Johanson Technology, Inc. terms and conditions.



www.johansontechnology.com

4001 Calle Tecate • Camarillo, CA 93012, USA • TEL +1.805.389.1166

Ver 1.1

2017 Johanson Technology, Inc. All Rights Reserved

High Frequency Ceramic Solutions

Wideband Ceramic Balun, 1:1 Impedance Ratio, EIA 0805

P/N 1720BL15B0050

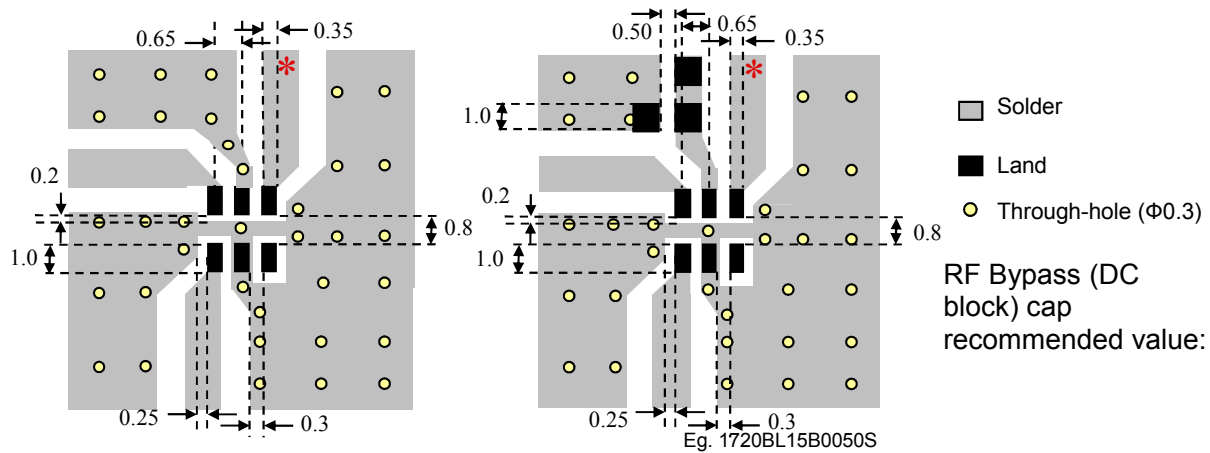
Detail Specification: 5/8/2017

Page 2 of 4

Mounting Considerations

Mount these devices with colored mark facing up.

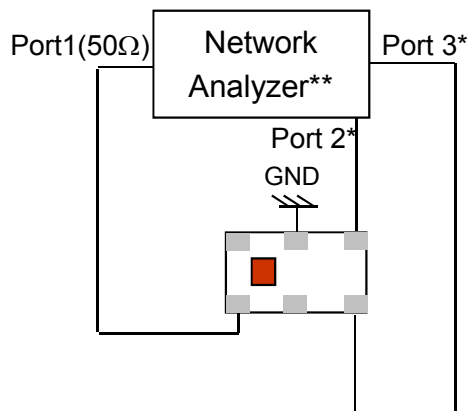
* Line width should be designed to provide 50ohm impedance matching characteristics.



Need our help laying this out for you? Need the layout file?

Send us a message at: www.johansontechnology.com/ask-a-question

Measuring Diagram



Port 1: Unbalanced Port
 Ports 2 and 3: Balanced Port
 $IL = S_{ds21}$
 $RL = S_{ss11}$
 $Amp_balance = dB(S(2,1)/S(3,1))$
 $Phase_balance = Phase(S(2,1)/S(3,1))$

*Impedance for ports 2 and 3 = Balanced Impedance/2

**E5071B from Agilent

Johanson Technology, Inc. reserves the right to make design changes without notice.

All sales are subject to Johanson Technology, Inc. terms and conditions.



www.johansontechnology.com

4001 Calle Tecate • Camarillo, CA 93012, USA • TEL +1.805.389.1166

Ver 1.1

2017 Johanson Technology, Inc. All Rights Reserved

High Frequency Ceramic Solutions

Wideband Ceramic Balun, 1:1 Impedance Ratio, EIA 0805

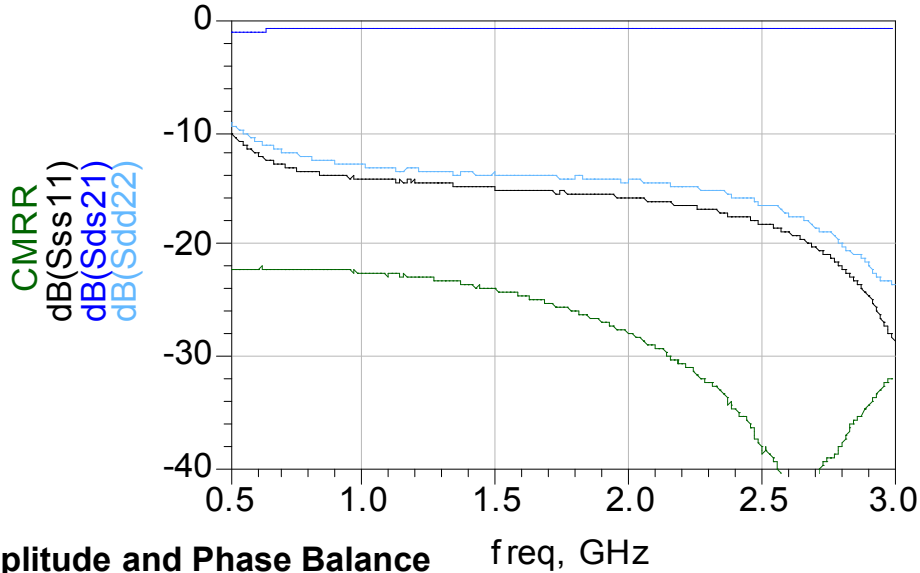
P/N 1720BL15B0050

Detail Specification: 5/8/2017

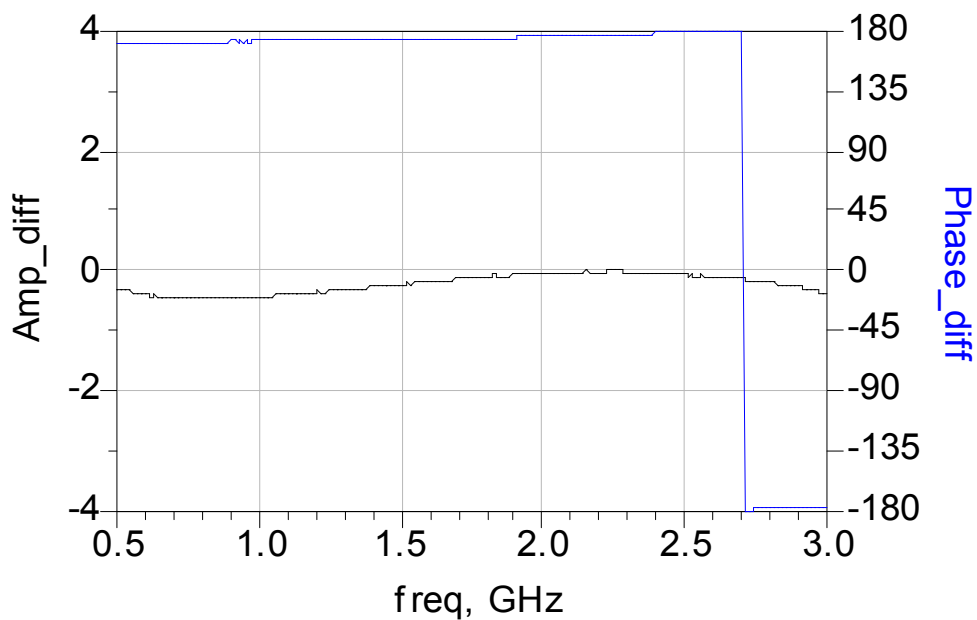
Page 3 of 4

Typical Electrical Characteristics (T=25°C)

Insertion and Return Loss



Amplitude and Phase Balance



Johanson Technology, Inc. reserves the right to make design changes without notice.

All sales are subject to Johanson Technology, Inc. terms and conditions.



www.johansontechnology.com

4001 Calle Tecate • Camarillo, CA 93012, USA • TEL +1.805.389.1166

Ver 1.1

2017 Johanson Technology, Inc. All Rights Reserved

High Frequency Ceramic Solutions

Wideband Ceramic Balun, 1:1 Impedance Ratio, EIA 0805

P/N 1720BL15B0050

Detail Specification: 5/8/2017

Page 4 of 4

More Filter-Balun info at:

<http://www.johansontechnology.com/baluns>

Packaging information

www.johansontechnology.com/tape-reel-packaging

Soldering Information

www.johansontechnology.com/typical-soldering-profile

MSL Info

www.johansontechnology.com/msl-rating

Recommended Storage Condition and Max Shelf Life

www.johansontechnology.com/recommended-storage-conditions

RoHS Compliance

www.johansontechnology.com/rohs-compliance

Layout review services

www.johansontechnology.com/ask-a-question

Antenna layout review, tuning, and characterization services

www.johansontechnology.com/ipc-antenna-services

Johanson Technology, Inc. reserves the right to make design changes without notice.

All sales are subject to Johanson Technology, Inc. terms and conditions.



www.johansontechnology.com

4001 Calle Tecate • Camarillo, CA 93012, USA • TEL +1.805.389.1166

Ver 1.1

2017 Johanson Technology, Inc. All Rights Reserved

X-ON Electronics

Largest Supplier of Electrical and Electronic Components

Click to view similar products for [Signal Conditioning](#) category:

Click to view products by [Johanson](#) manufacturer:

Other Similar products are found below :

[MAPDCC0001](#) [MAPDCC0004](#) [PD0409J5050S2HF](#) [880157](#) [HHS-109-PIN](#) [DC1417J5005AHF](#) [AFS14A30-2185.00-T3](#) [AFS14A35-1591.50-T3](#) [B39321R801H210](#) [1A0220-3](#) [JP510S](#) [LFB212G45SG8C341](#) [LFB322G45SN1A504](#) [LFL182G45TC3B746](#) [SF2159E](#) [30057](#) [FM-104-PIN](#) [CER0813B](#) [MAPDCC0005](#) [3A325](#) [40287](#) [41180](#) [ATB3225-75032NCT](#) [BD0810N50100AHF](#) [BD2425J50200AHF](#) [C5060J5003AHF](#) [JHS-115-PIN](#) [JP503AS](#) [DC0710J5005AHF](#) [DC2327J5005AHF](#) [DC3338J5005AHF](#) [43020](#) [LFB2H2G60BB1C106](#) [LFL15869MTC1B787](#) [X3C19F1-20S](#) [XC3500P-20S](#) [10013-20](#) [SF2194E](#) [CDBLB455KCAX39-B0](#) [TGL2208-SM, EVAL](#) [RF1353C](#) [PD0922J5050D2HF](#) [1E1305-3](#) [1F1304-3S](#) [1G1304-30](#) [B0922J7575AHF](#) [2020-6622-20](#) [TP-103-PIN](#) [BD1222J50200AHF](#) [BD1722J50100AHF](#)