

"High Frequency Ceramic Solutions"

Ultra-Miniature 2.4GHz Chip antenna 0.37mm max Thickness

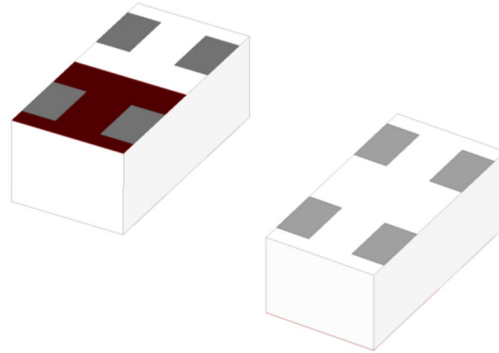
P/N 2450AT07A0100

Detail Specification: 10/12/2020

Page 1 of 5

General Specifications

Part Number	2450AT07A0100
Frequency (MHz)	2400 - 2500
Peak Gain (dBi typ.)	1.0 (XZ-Total)
Average Gain (dBi typ.)	-1.5 (XZ-Total)
Return Loss	6.5 dB min.
Impedance	50 Ω
Input Power	2W max. (CW)
Operating Temperature	-40 to +125°C
Recommended Storage Conditions of unused product on T&R	+5 ~ +35 °C Humidity 45~75%RH 18 months max.

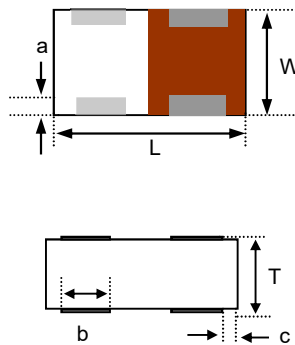


Part Number Explanation

P/N Suffix	Packing Style	Bulk (loose)	Suffix = S	e.g. 2450AT07A0100S
		Tray	Suffix = T	e.g. 2450AT07A0100T
	Evaluation Board	2450AT07A0100-EB1SMA		

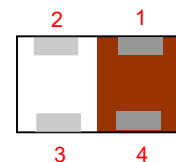
Mechanical Dimensions

	In	mm
L	0.039 ± 0.004	1.00 ± 0.10
W	0.020 ± 0.004	0.50 ± 0.10
T	0.014 max	0.37 max
a	0.006 +.004/-.006	0.15 +0.1/-0.05
b	0.010 +.004/-.006	0.25 +0.1/-0.05
c	0.003 +.004/-.006	0.08 +0.1/-0.05



Terminal Configuration

No.	Function
1	Feed
2	GND
3	GND
4	Feed



Johanson Technology, Inc. reserves the right to make design changes without notice.

All sales are subject to Johanson Technology, Inc. terms and conditions.



<https://www.johansontechnology.com>

4001 Calle Tecate • Camarillo, CA 93012 • TEL 805.389.1166 FAX 805.389.1821

Ver 3.1

2020 Johanson Technology, Inc. All Rights Reserved

"High Frequency Ceramic Solutions"

Ultra-Miniature 2.4GHz Chip antenna 0.37mm max Thickness

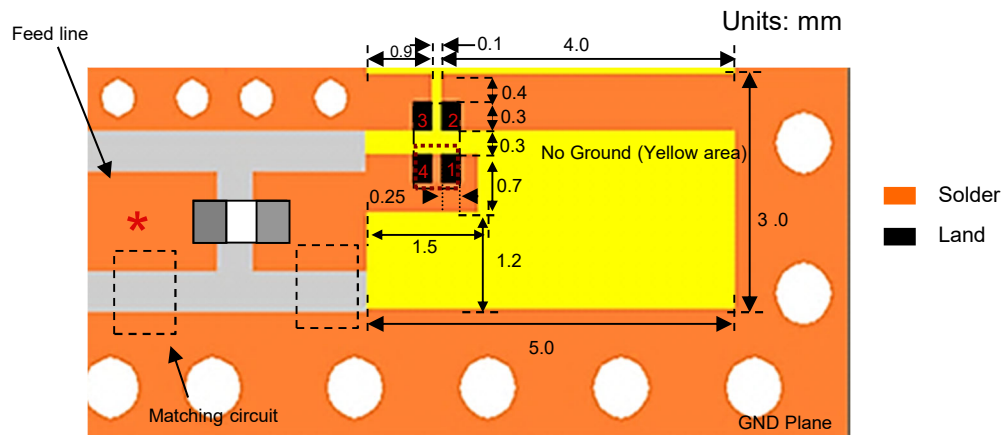
P/N 2450AT07A0100

Detail Specification: 10/12/2020

Page 2 of 5

Mounting Considerations

Test Board-Top View (Units in mm)



*Line width should be designed to maintain 50 Ω impedance matching characteristics.

It is recommended that the designer leave available slots for a "pi" (shunt-series-shunt) network. The antenna matching network values above are used when antenna is mounted on Johanson's evaluation board. Matching components will vary depending on PCB design.

Let us help you tune our antenna on your new layout, contact our RF Applications Eng. Team at: <https://www.johansontechnology.com/ask-a-question>

Johanson Technology, Inc. reserves the right to make design changes without notice.

All sales are subject to Johanson Technology, Inc. terms and conditions.



<https://www.johansontechnology.com>
4001 Calle Tecate • Camarillo, CA 93012 • TEL 805.389.1166 FAX 805.389.1821

Ver 3.1

2020 Johanson Technology, Inc. All Rights Reserved

"High Frequency Ceramic Solutions"

Ultra-Miniature 2.4GHz Chip antenna 0.37mm max Thickness

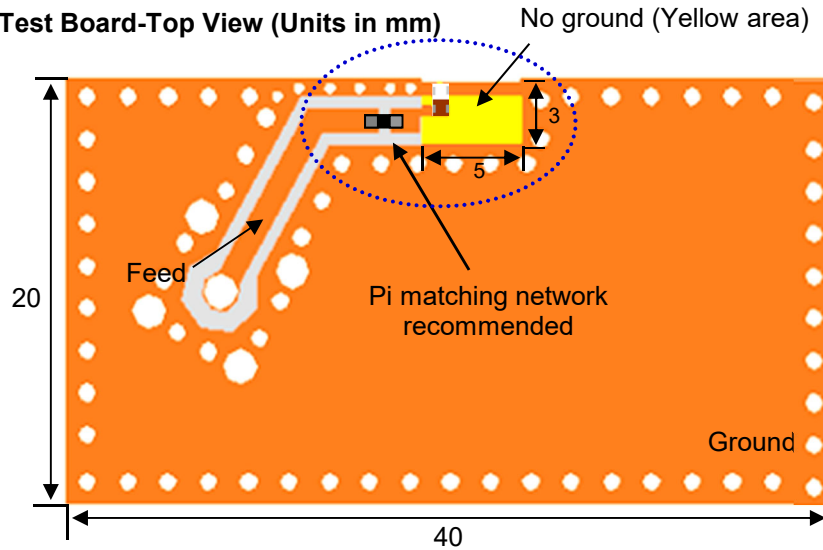
P/N 2450AT07A0100

Detail Specification: 10/12/2020

Page 3 of 5

Layout Guidelines and EVB Specifications

Test Board-Top View (Units in mm)

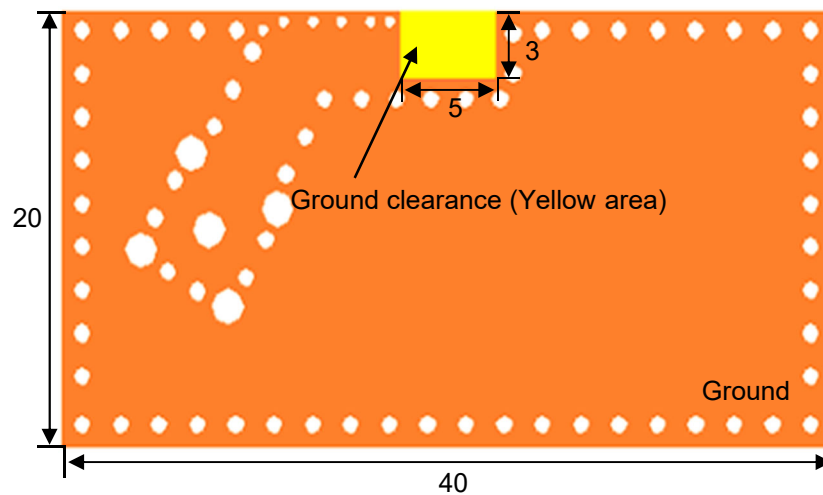


To order a pre-tuned evaluation board with SMA connector click here:

<https://www.johansontechnology.com/request-a-sample>

Reference p/n: 2450AT07A0100-EB1SMA

Test Board-Bottom View (Units in mm)



To request the layout files go to: <https://www.johansontechnology.com/ask-a-question>

Johanson Technology, Inc. reserves the right to make design changes without notice.

All sales are subject to Johanson Technology, Inc. terms and conditions.



<https://www.johansontechnology.com>
4001 Calle Tecate • Camarillo, CA 93012 • TEL 805.389.1166 FAX 805.389.1821

Ver 3.1

2020 Johanson Technology, Inc. All Rights Reserved

"High Frequency Ceramic Solutions"

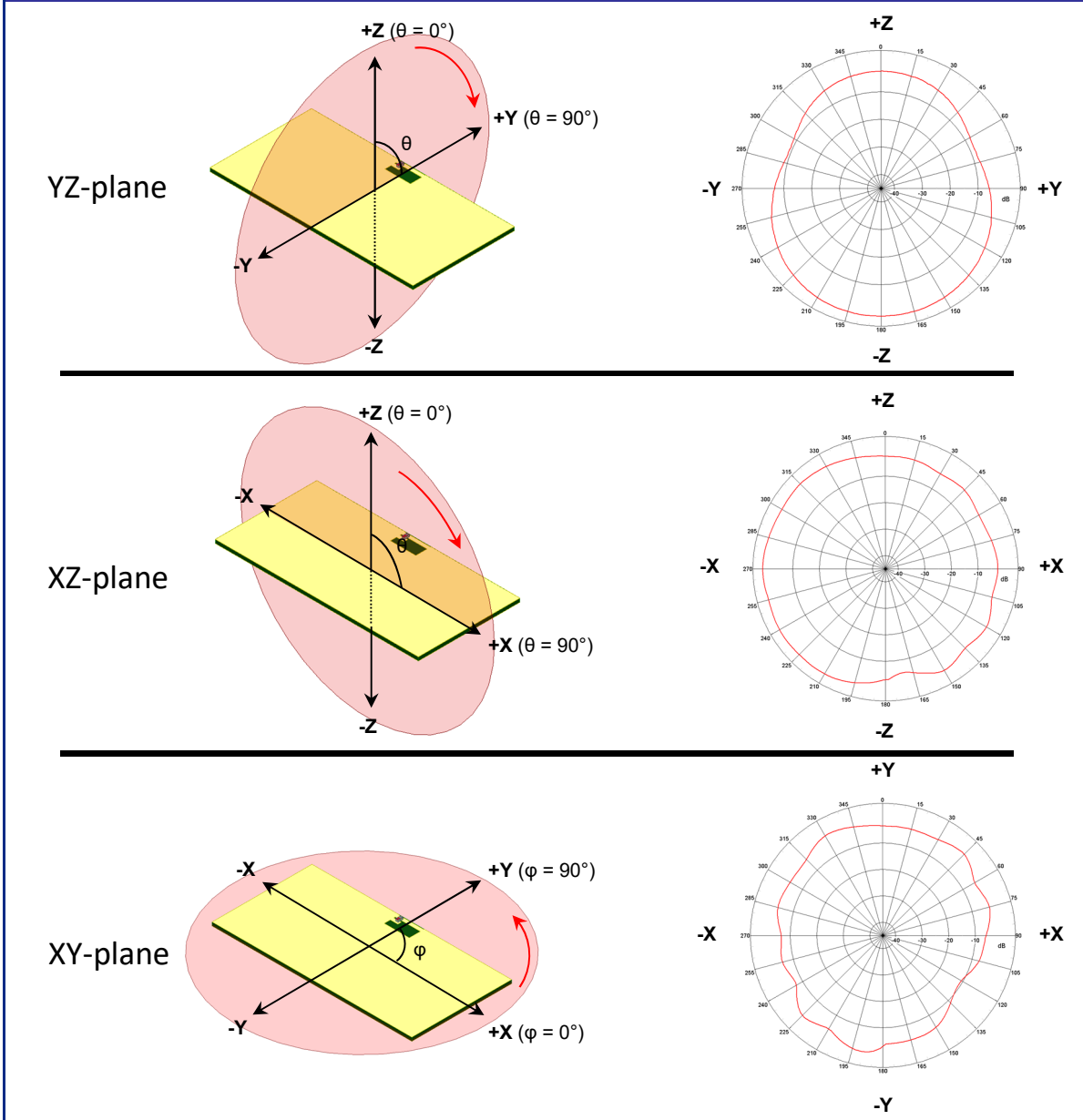
Ultra-Miniature 2.4GHz Chip antenna 0.37mm max Thickness

P/N 2450AT07A0100

Detail Specification: 10/12/2020

Page 4 of 5

Typical Radiation Patterns @25C



Johanson Technology, Inc. reserves the right to make design changes without notice.

All sales are subject to Johanson Technology, Inc. terms and conditions.



<https://www.johansontechnology.com>

4001 Calle Tecate • Camarillo, CA 93012 • TEL 805.389.1166 FAX 805.389.1821

Ver 3.1

2020 Johanson Technology, Inc. All Rights Reserved

"High Frequency Ceramic Solutions"

Ultra-Miniature 2.4GHz Chip antenna 0.37mm max Thickness

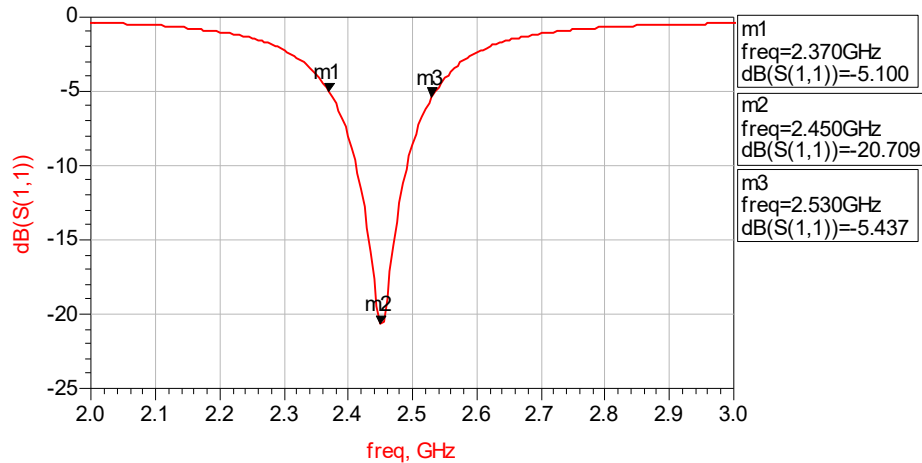
P/N 2450AT07A0100

Detail Specification: 10/12/2020

Page 5 of 5

Typical Electrical Performance (T=25°C)

Return Loss / Without Matching Circuits



To download antenna s-parameters, please go to: <https://www.johansontechnology.com/antennas>

Packaging information

<https://www.johansontechnology.com/tape-reel-packaging>

Soldering Information

<https://www.johansontechnology.com/ipcsoldering-profile>

Antenna layout and tuning techniques (How to obtain the new antenna matching values)

<https://www.johansontechnology.com/tuning>

Antenna layout review, tuning, and characterization services

<https://www.johansontechnology.com/ipc-antenna-services>

RoHS Compliance

<https://www.johansontechnology.com/rohs-compliance>

MSL Info

<https://www.johansontechnology.com/msl-rating>

Johanson Technology, Inc. reserves the right to make design changes without notice.

All sales are subject to Johanson Technology, Inc. terms and conditions.



<https://www.johansontechnology.com>

4001 Calle Tecate • Camarillo, CA 93012 • TEL 805.389.1166 FAX 805.389.1821

Ver 3.1

2020 Johanson Technology, Inc. All Rights Reserved

X-ON Electronics

Largest Supplier of Electrical and Electronic Components

Click to view similar products for [Antennas](#) category:

Click to view products by [Johanson](#) manufacturer:

Other Similar products are found below :

[GAN30084EU](#) [930-033-R](#) [GW17.07.0250E](#) [1513563-1](#) [EXE902SM](#) [APAMPG-117](#) [MAF94383](#) [W3908B0100](#) [W6102B0100](#) [YE572113-30RSMM](#) [108-00014-50](#) [66089-2406](#) [SPDA17RP918](#) [A09-F8NF-M](#) [A09-F5NF-M](#) [RGFRA1903041A1T](#) [W3593B0100](#) [W3921B0100](#) [SIMNA-868](#) [SIMNA-915](#) [SIMNA-433](#) [W1044](#) [W1049B090](#) [A75-001](#) [WTL2449CQ1-FRSMM](#) [CPL9C](#) [EXB148BN](#) [0600-00060](#) [TRA9020S3PBN-001](#) [Y4503](#) [GD5W-28P-NF](#) [MA9-7N](#) [GD53-25](#) [GD5W-21P-NF](#) [C37](#) [MAF94051](#) [MA9-5N](#) [EXD420PL](#) [B1322NR](#) [QWFTB120](#) [MAF94271](#) [MAF94300](#) [GPSMB301](#) [FG4403](#) [AO-AGSM-OM54](#) [5200232](#) [MIKROE-2349](#) [WCM.01.0111](#) [MIKROE-2393](#) [MIKROE-2352](#)