

"High Frequency Ceramic Solutions"

2450 MHz Antenna

P/N 2450AT18B100

Detail Specification: 08/10/09

Page 1 of 3

General Specifications

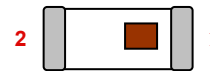
Part Number	2450AT18B100
Frequency Range	2400 - 2500 Mhz
Peak Gain	0.5 dBi typ. (XZ-V)
Average Gain	-0.5 dBi typ. (XZ-V)
Return Loss	9.5 dB min.

Input Power	3W max.
Impedance	50 Ω
Operating Temperature	-40 to +85°C
Reel Quantity	3,000

P/N	Packaging Style	Bulk	Suffix = S	Eg. 2450AT18B100S
		T & R	Suffix = E	Eg. 2450AT18B100E
Suffix	Termination Style	100% Tin	Suffix = None	Eg. 2450AT18B100(E or S)
		Tin / Lead	Please consult Factory	

Terminal Configuration

No.	Function
1	Feeding Point
2	NC



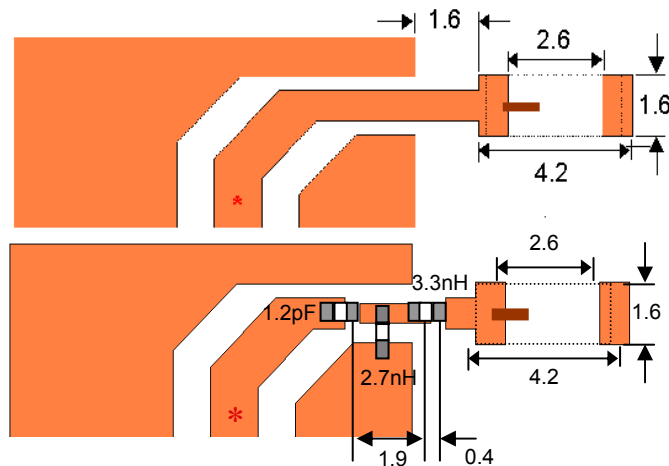
Mechanical Dimensions

	In	mm
L	0.126 \pm 0.008	3.20 \pm 0.20
W	0.063 \pm 0.008	1.60 \pm 0.20
T	0.051 +.004/-0.008	1.30 +0.1/-0.2
a	0.020 \pm 0.012	0.50 \pm 0.30

Mounting Considerations

Mount these devices with brown mark facing up. Units: mm

Line width should be designed to provide 50 Ω impedance matching characteristics.



a) Without Matching Circuits

b) With Matching Circuits

JTI P/N for Matching Circuit:
 Cap (1.2pF): 500R07S1R2BV4T
 Inductor (2.7nH): L-07C2N7SV6T
 Inductor (3.3nH): L-07C3N3SV6T

Johanson Technology, Inc. reserves the right to make design changes without notice.
 All sales are subject to Johanson Technology, Inc. terms and conditions.



www.johansontechnology.com

4001 Calle Tecate • Camarillo, CA 93012 • TEL 805.389.1166 FAX 805.389.1821

2009 Johanson Technology, Inc. All Rights Reserved

"High Frequency Ceramic Solutions"

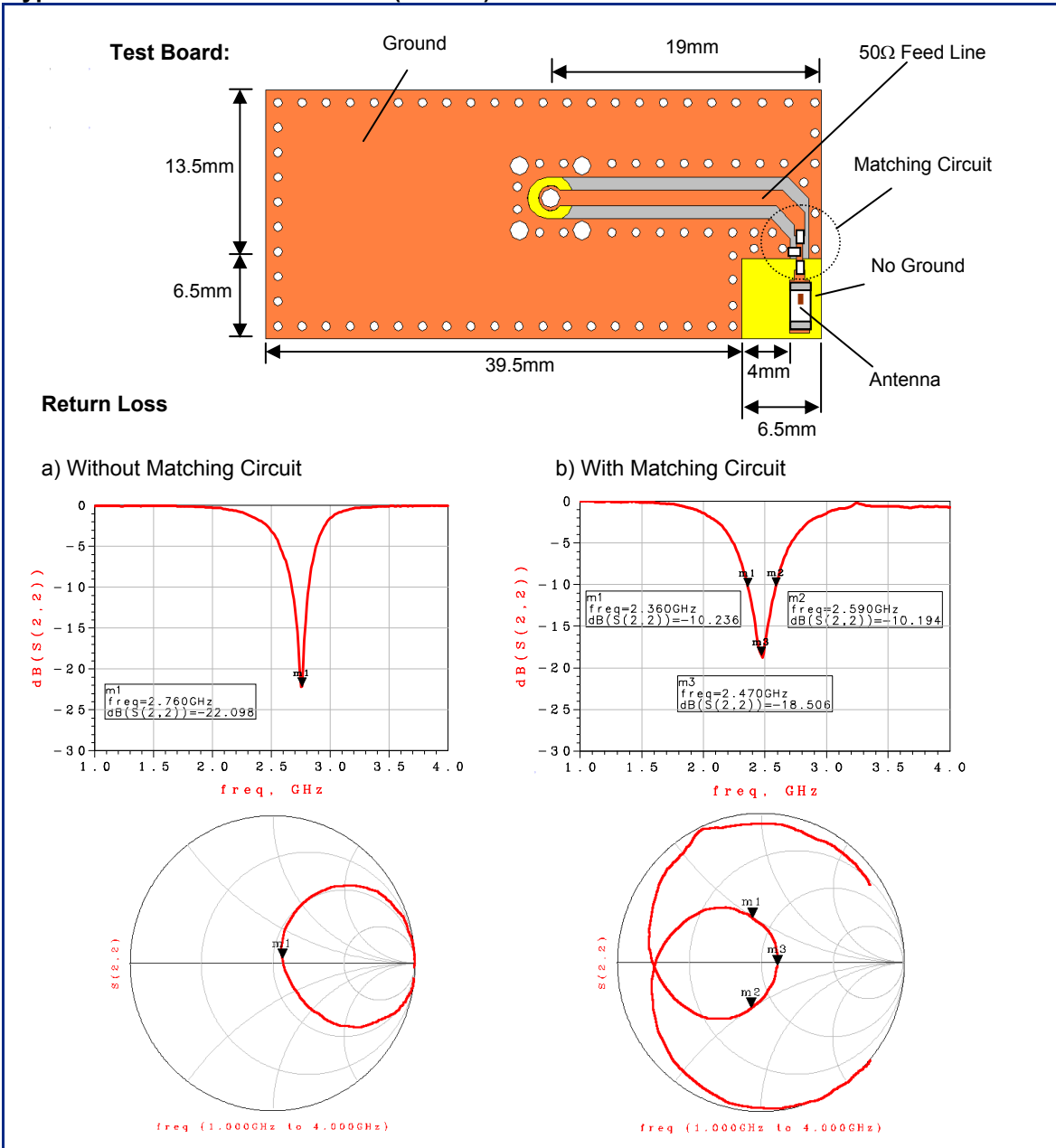
2450 MHz Antenna

P/N 2450AT18B100

Detail Specification: 08/10/09

Page 2 of 3

Typical Electrical Characteristics (T=25°C)



Johanson Technology, Inc. reserves the right to make design changes without notice.
All sales are subject to Johanson Technology, Inc. terms and conditions.



www.johansontechnology.com
4001 Calle Tecate • Camarillo, CA 93012 • TEL 805.389.1166 FAX 805.389.1821

2009 Johanson Technology, Inc. All Rights Reserved

"High Frequency Ceramic Solutions"

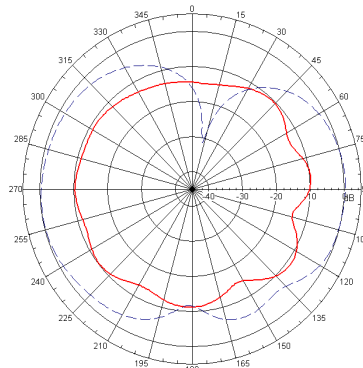
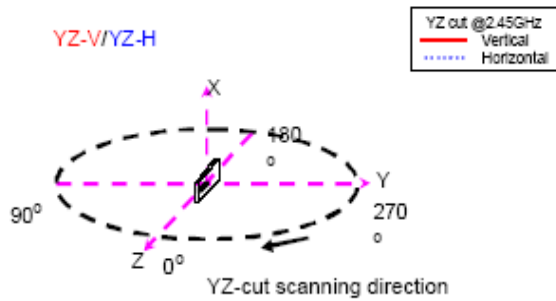
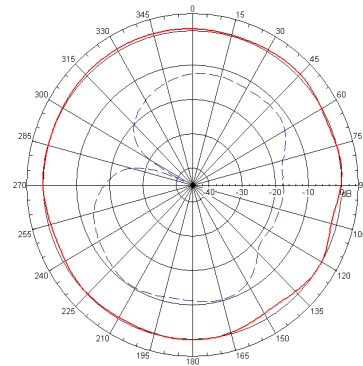
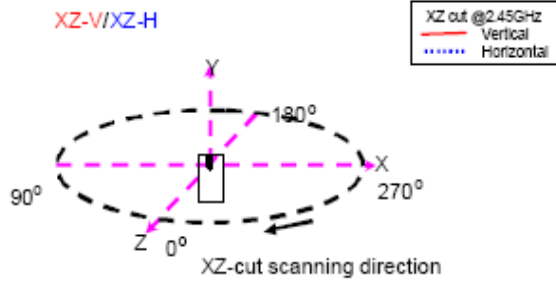
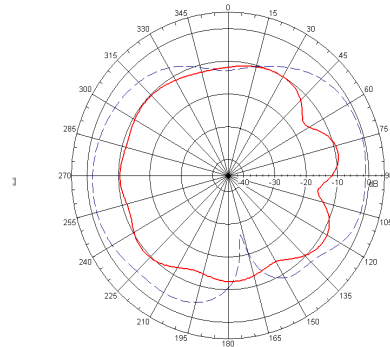
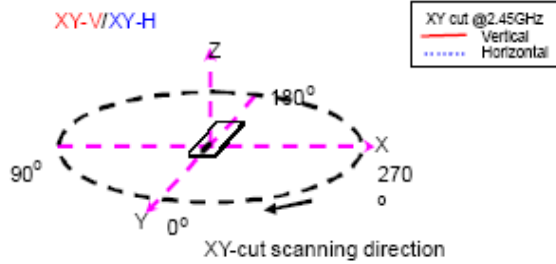
2450 MHz Antenna

P/N 2450AT18B100

Detail Specification: 08/10/09

Page 3 of 3

Typical Radiation Patterns



Johanson Technology, Inc. reserves the right to make design changes without notice.
All sales are subject to Johanson Technology, Inc. terms and conditions.



www.johansontechnology.com
4001 Calle Tecate • Camarillo, CA 93012 • TEL 805.389.1166 FAX 805.389.1821

2009 Johanson Technology, Inc. All Rights Reserved

X-ON Electronics

Largest Supplier of Electrical and Electronic Components

Click to view similar products for [Antennas](#) category:

Click to view products by [Johanson](#) manufacturer:

Other Similar products are found below :

[GAN30084EU](#) [930-033-R](#) [GW17.07.0250E](#) [1513563-1](#) [EXE902SM](#) [APAMPG-117](#) [MAF94383](#) [W3908B0100](#) [W6102B0100](#) [YE572113-30RSMM](#) [108-00014-50](#) [66089-2406](#) [SPDA17RP918](#) [A09-F8NF-M](#) [A09-F5NF-M](#) [RGFRA1903041A1T](#) [W3593B0100](#) [W3921B0100](#) [SIMNA-868](#) [SIMNA-915](#) [SIMNA-433](#) [W1044](#) [W1049B090](#) [A75-001](#) [WTL2449CQ1-FRSMM](#) [CPL9C](#) [EXB148BN](#) [0600-00060](#) [TRA9020S3PBN-001](#) [Y4503](#) [GD5W-28P-NF](#) [MA9-7N](#) [GD53-25](#) [GD5W-21P-NF](#) [C37](#) [MAF94051](#) [MA9-5N](#) [EXD420PL](#) [B1322NR](#) [QWFTB120](#) [MAF94271](#) [MAF94300](#) [GPSMB301](#) [FG4403](#) [AO-AGSM-OM54](#) [5200232](#) [MIKROE-2349](#) [WCM.01.0111](#) [MIKROE-2393](#) [MIKROE-2352](#)