



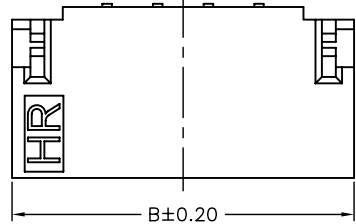
P/N LEGEND

A0800	WR	S	XP	N	X	X	XX	X	00	R
①	②	③	④	⑤	⑥	⑦	⑧	⑨	⑩	⑪

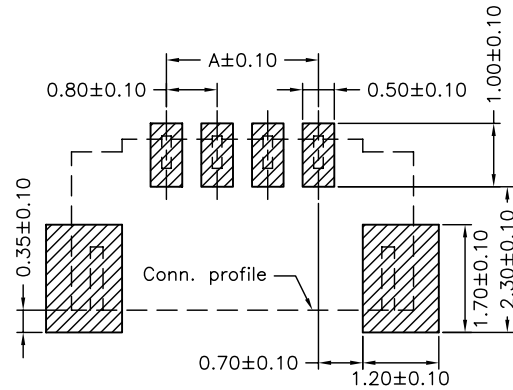
① Series No.
 ② Connector type: WR=Right angle
 ③ Mounting type: S=SMT without boss
 ④ No. of circuits
 ⑤ N=Halogen Free
 ⑥ Material: 6=Nylon 6T; L=LCP,V0
 ⑦ Color: B=Natural(Black); N=Natural(Beige)
 ⑧ Plating code for contacts:
 T1=Matte Tin-plated; G1=Gold-flash
 ⑨ Plating code for solder tabs:
 T=Matte Tin-plated; G=Gold-flash
 ⑩ Option code: 00=Standard
 ⑪ Packing code: R=Tape & Reel

SPECIFICATIONS

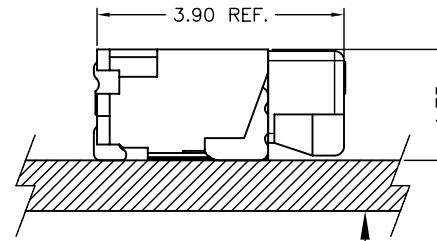
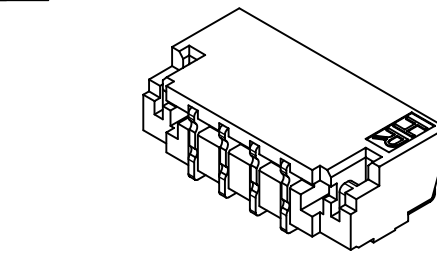
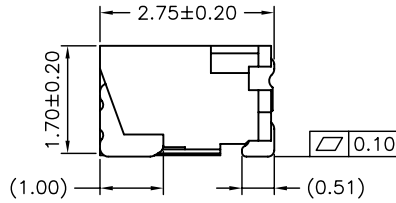
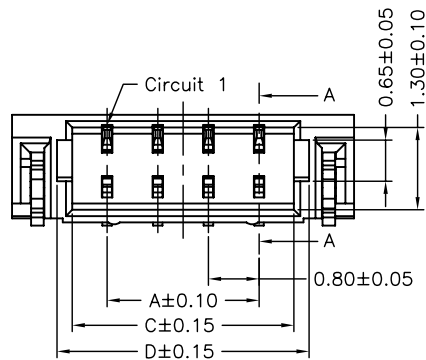
Current Rating: 0.5A AC,DC
 Voltage Rating: 30V AC,DC
 Temperature Range: -25°C ~ +85°C
 Contact Resistance: 20mΩ Max.
 Insulation Resistance: 100MΩ Min.
 Withstanding Voltage: 200V AC/minute
 Pin Material: Phosphor Bronze
 Solder Tabs: Phosphor Bronze



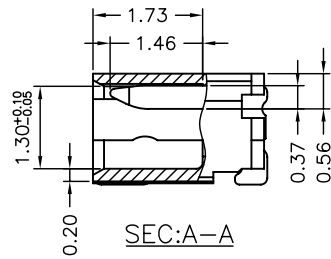
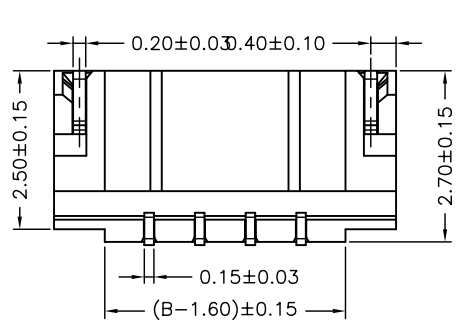
(TOP VIEW)



P.C.B. LAYOUT
(TOP VIEW)



MATED CONDITION



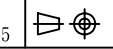
SEC:A-A

Circuit No.	Dimensions			
	A	B	C	D
02P	0.80	3.80	1.90	2.38
03P	1.60	4.60	2.70	3.18
04P	2.40	5.40	3.50	3.98
05P	3.20	6.20	4.30	4.78
06P	4.00	7.00	5.10	5.58
07P	4.80	7.80	5.90	6.38
08P	5.60	8.60	6.70	7.18
09P	6.40	9.40	7.50	7.98
10P	7.20	10.20	8.30	8.78
12P	8.80	11.80	9.90	10.38
14P	10.40	13.40	11.50	11.98
15P	11.20	14.20	12.30	12.78
16P	12.00	15.00	13.10	13.58
17P	12.80	15.80	13.90	14.38
18P	13.60	16.60	14.70	15.18
20P	15.20	18.20	16.30	16.78

				燦達電子工業股份有限公司 JOINT TECH ELECTRONIC IND. CO., LTD.	
UNIT		SCALE	SHEET		TITLE:
mm		1 : 1	1 of 2		0.80mm PITCH 90° WAFER-SMT TYPE
DRAWN BY		APPROVED BY		DRAW NO. : A0800WR-S-XPXXXXXXXXX	
A4		A3			
A2		A1			
A0		REV.			
DESCRIPTION	DATE	NAME	REV.		A4

0.80mm PITCH
90° WAFER-SMT TYPE

GENERAL TOLERANCE
 X. X±0.25
 X. XX±0.15
 X. XXX±0.05



REV. A4

X-ON Electronics

Largest Supplier of Electrical and Electronic Components

Click to view similar products for [Headers & Wire Housings](#) category:

Click to view products by [Joint Tech](#) manufacturer:

Other Similar products are found below :

[95000-104TRLF](#) [10135584-644402LF](#) [DF62W-EP2022PCA](#) [95000-106TRLF](#) [DF62W-2022SCA](#) [DF62W-EP2022PC](#) [2203348](#) [DF62W-2022SC](#) [1084018](#) [1029039](#) [1084017](#) [802-10-012-10-002000](#) [1112640](#) [1112639](#) [891-007-9SS-BST1T](#) [000-34000](#) [0008550134](#) [0009482033](#) [0009507031](#) [57102-F02-18ULF](#) [57102-S06-03LF](#) [57202-S52-04LF](#) [PCN6-15S-2.5E](#) [0039019024](#) [58102-G61-06LF](#) [582553-1](#) [0009485154](#) [0009508121](#) [0022285053](#) [0050291907](#) [018731A](#) [LY20-4P-DT1-P1E-BR](#) [02.125.8002.8](#) [60101931](#) [60598-1 \(Cut Strip\)](#) [M1625-3R/100](#) [61062-3](#) [61082-181009](#) [CSU011177004](#) [636-1427](#) [638009-1](#) [641938-9](#) [641991-4](#) [644168-1](#) [644827-2](#) [647662-1](#) [65039-019ELF](#) [65692-001LF](#) [65781-018](#) [65781-047](#)